Always up-to-date, always available to you. Here you'll find everything on our products, solutions and service:

www.phoenixcontact.net

PHOENIX CONTACT GmbH & Co. KG
32825 Blomberg, Germany
Phone: +49 (0) 52 35 3-00
Fax: +49 (0) 52 35 3-4 12 00
www.phoenixcontact.net

PHOENIX CONTACT
INSPIRING INNOVATIONS

PHOENIX CONTACT

Marking Systems, Tools, Mounting Material 2013/2014 EN

5

Marking Systems
Tools
Mounting Material

2013/2014

5

PHOENIX CONTACT
INSPIRING INNOVATIONS

PCB connection technology and electronics housing
- PCB terminal blocks and plug-in connectors
- Electronics housing

Connection technology for field devices
- Plug-in connectors
- Cables and connectors

Modular terminal blocks
- Modular terminal blocks

Sensor/actuator cabling and industrial plug-in connectors
- Sensor/actuator cabling
- Cables and connectors
- Plug-in connectors

Marking systems, tools, and mounting material

Surge protection and power supply units
- Lightning monitoring system
- Surge protection and interference filters
- Power supply units and UPS
- Protective devices

Interface technology and switching devices
- Electronic switching devices and motor control
- Measurement and control technology • Monitoring
- Relay modules • System cabling for controllers

Control technology, I/O systems and automation infrastructure
- Ethernet networks • Functional safety • HMIs and industrial PCs • I/O systems
- Industrial lighting and signaling • Industrial communication technology
- Fieldbus components and systems • Wireless data communication
- Process infrastructure • Software • Controllers

Table of contents

Product range in pictures 2

From here, you can access the desired product directly

System features 11

Marking systems, tools, and mounting material

Marking

MARKING system

Planning and marking software 21

Printing systems 29

Terminal marking 55

Conductor and cable marking 153

Device marking 227

System marking 317

Tools

TOOL fox

Hand tools 361

Automatic devices 467

Installation and mounting material

CABINET add-on

Component mounting
Shielding
Cable management 483

Technical information 584

Index 598

Planning and marking software

Planning and marking software
CLIP PROJECT Page 24

Printers - MARKING system

BLUEMARK CLED for printing UniCard materials - as easy as printing on paper
BLUEMARK CLED Page 33

Printer set
BLUEMARK CLED SET Page 33

Thermal transfer printer for printing with segmented multi-ink ribbons
THERMOMARK CARD PLUS Page 34

Thermal transfer printer for roll material
THERMOMARK X1.2 Page 42

Thermal transfer printer for shrink sleeves (double-sided printing possible)
THERMOMARK W2 Page 43



Plotter
CMS-P1-PLOTTER Page 44

Plotter with engraving unit
P1 ENGRAVING UNIT Page 45



Zack marker strip terminal marking for tall and flat marker groove, for printing with plotter
ZB... Page 68

UniCard terminal marking for a tall marker groove, for printing with THERMOMARK CARD
UCT-TM... Page 82



UniCard terminal marking for tall and flat marker groove, for printing with THERMOMARK CARD
UCT-TM... Page 82

UniSheet terminal marking for a universal marker groove, for printing with THERMOMARK CARD
US-TM... Page 90

Group marking Page 108

UniCard marking for terminal blocks from other manufacturers, for printing with BLUEMARK and THERMOMARK CARD
Page 118

Conductor and cable marking - MARKING system

Aluminum cable marking for assembly with cable binders, for printing with BLUEMARK CLED
WMTB-AL... Page 161

UniCard clip-on conductor marking, for printing with BLUEMARK
UC-WMC... Page 162

Thermal transfer printer for printing plastic material in UCT and US format
THERMOMARK CARD Page 35

Thermal transfer printer for roll material
THERMOMARK ROLL Page 38

Thermal transfer printer for roll material
THERMOMARK ROLL X1 Page 39

Thermal transfer printer sets
MARKING BOX Page 40

Terminal marking - MARKING system

UniCard terminal marking for a tall marker groove, for printing with BLUEMARK
UC-TM... Page 58



UniCard terminal marking for tall and flat marker groove, for printing with BLUEMARK
UC-TM... Page 58

UniCard terminal marking for marking stud holders, for printing with BLUEMARK
UC-TMN... Page 66

Zack marker strip terminal marking for a tall marker groove, for printing with plotter
ZB... Page 68



UniSheet terminal marking for tall and flat marker grooves, for printing with THERMOMARK CARD
US-TMF... Page 91
UCT1... UCT5-TM... Page 128



Self-adhesive marker strips for terminal blocks without a marker groove, for printing with THERMOMARK ROLL
US-TML... Page 92



Marker strips for terminal marking, for tall and flat marker grooves, for printing with THERMOMARK ROLL
TMT... Page 94



Self-adhesive marker strips for terminal blocks without a marker groove, for printing with THERMOMARK ROLL
TML... Page 106

UniCard conductor marking for threading, for printing with BLUEMARK
UC-WMCO... Page 170



Conductor marking with ferrules that can be labeled, for printing with BLUEMARK
AI-WM... Page 175

UniCard conductor marking for marking collars, for printing with BLUEMARK
UC-WMT... Page 176

UniCard cable marking for assembly with cable binders, for printing with BLUEMARK
UC-WMTB... Page 179
UC-WMTBA... Page 180

Product range in pictures

UniCard conductor marking for threading, for printing with THERMOMARK CARD
UCT-WMS... Page 186

UniSheet conductor marking for marking collars, for printing with THERMOMARK CARD
US-WMT... Page 187

UniSheet cable marking for assembly with cable binders, for printing with THERMOMARK CARD
US-WMTB... Page 190

Self-adhesive conductor marking with transparent protective foil, for printing with THERMOMARK ROLL
WML... Page 194

Cable marking for assembly with cable binders, for printing with THERMOMARK ROLL
WMTB... Page 211

Cable markers for marking cables and conductors with larger cross sections
SD-WMTBS... Page 221

Plastic cable markers for insert labels
KMK... Page 214

Halogen-free conductor and cable marking for assembly with cable binders
WMTB-HF... Page 212

Aluminum device marking that can be snapped into marker carriers, for printing with BLUEMARK CLED
EMP-AL... Page 233

UniCard stick-on device marking with high adhesive strength, for printing with BLUEMARK
UC-EMLP... Page 234

UniCard device marking for screwing or riveting, for printing with BLUEMARK
UC-EMSP... Page 236
PATO... Page 225

Marker carriers for UC–EMP .../US–EMP ... snap-in labels, for printing with BLUEMARK Page 296

Device marking for snapping into marker carriers, for printing with THERMOMARK CARD
P-SS-ZB.../ P-ZB... Page 298

Stick-on device marking and additional screws or rivets, for printing with THERMOMARK CARD
US-EMLSP... Page 267

Stick-on device marking for marking with THERMOMARK CARD
US-EML... Page 268

Stick-on device marking, for printing with THERMOMARK ROLL
EML... Page 270

Self-adhesive conductor marking with flags
WML-FLAG... Page 198

Pre-assembled shrink sleeves, for printing with THERMOMARK ROLL
WMS... Page 200

Insert conductor marking for marking collars, for printing with THERMOMARK ROLL
EMT... Page 208

Conductor marking for threading, for printing with THERMOMARK ROLL
WMT... Page 210

Stainless steel cable marking
SD-WMTBS...VA Page 222

Marking collars for insert labels
PATG... Page 224
PATO... Page 225

Device marking - MARKING system

Stick-on aluminum device marking, for printing with BLUEMARK CLED
EMLP-AL Page 231

Aluminum device marking to be screwed in or riveted, for printing with BLUEMARK CLED
EMSP-AL... Page 232

UniCard device marking that can be snapped into marker carriers, for printing with BLUEMARK

UC-EMP... Page 237

UniCard snap-in device marking, for printing with BLUEMARK
UC-EM... Page 240

UniSheet stick-on device marking, for printing with THERMOMARK CARD
US-EMLP... Page 258

UniSheet device marking that can be snapped into marker carriers, for printing with THERMOMARK CARD

US-EMP... Page 262

Stick-on device marking, for printing with THERMOMARK ROLL
EMLP... Page 274

Stick-on device marking, can be engraved or marked, for printing with THERMOMARK ROLL
EMLP 24... Page 276
EMLP 30... Page 277

Highly flexible stick-on PVC device marking, for printing with THERMOMARK ROLL
EMLF... Page 278

Stick-on device marking for rough or structured surfaces, for printing with THERMOMARK ROLL
EML-HA... Page 280

Product range in pictures

Stick-on device marking for high-temperature applications, for printing with THERMOMARK ROLL
EML-HT... Page 282

Stick-on device marking, for ESD applications, for printing with THERMOMARK ROLL...
EML-ESD... Page 284

Stick-on device marking, removable, for printing with THERMOMARK ROLL...
EML-RM... Page 286

Stick-on device marking for anti-tamper protection, for printing with THERMOMARK ROLL
EMLS... Page 288

System marking - MARKING system

Stick-on warning labels, preprinted and for printing with THERMOMARK
US-PML-W... Page 320

Stick-on warning labels, with lightning flash and warning instruction
PML-W301... Page 324

Stick-on prohibition signs, preprinted and for printing with THERMOMARK
PML-P101... Page 328

Stick-on mandatory signs, preprinted and for printing with THERMOMARK
PML-M101... Page 336

Hand tools - TOOL fox

Cable cutter
CUTFOX... Page 364

Cable cutter with ratchet function for minimum effort
CUTFOX... Page 364

UNIFOX VDE combination pliers
UNIFOX-CE VDE... Page 368

Cable binder tools for plastic and stainless steel cable binders
UNIFOX-CT... Page 369

WIREFOX stripping tools, angled
WIREFOX... Page 378

WIREFOX stripping tools
WIREFOX... Page 378

WIREFOX stripping tool
WIREFOX-D... Page 386

Stripping tool for coaxial cables
WIREFOX-D... Page 386

UniCard snap-in device marking for Axioline E series, for printing with THERMOMARK ROLL
EMT...R Page 290

UniCard device marking that can be snapped into marker carriers, for printing with BLUEMARK

UC-EMP... Page 237

Stick-on device marking, can be engraved or labeled with writing
GPE... Page 294

Marker carrier for buttons and control devices
CARRIER-EMP 22... Page 296
CARRIER-EMLP 22... Page 297

Stick-on pipeline markers, for printing with THERMOMARK ROLL...
PML-T101... Page 342

Stick-on hazardous substances labels, pre-printed and for printing with THERMOMARK
PML-GHS101... Page 350

Stick-on combi labels, for printing with THERMOMARK CARD...
US-EMLF... Page 354

Magnetic label, unprinted, for printing with THERMOMARK ROLL...
PMM... Page 356

CUTFOX cable duct cutter
CUTFOX-CD Page 371

Cable duct cutter
PPS CD M Page 371

Profile cutters
PPS... Page 372

MICROFOX pliers for all electronics applications
MICROFOX... Page 374

Stripping tool for solar cables
WIREFOX-D SR... Page 387

CRIMPHANDY - portable hand-held machine, for stripping and crimping in just one step
CRIMPHANDY Page 388

CRIMPFOX crimping pliers for ferrules
CRIMPFOX... Page 392

Crimping pliers for connectors
CRIMPFOX-RCI... Page 398

Product range in pictures

Basic pliers for accommodating various crimp inserts
CRIMPFOX-C50 Page 403

Crimping pliers for solar connectors
CRIMPFOX-SR... Page 410

Basic pliers for accommodating various coaxial crimp inserts
CRIMPFOX-M... Page 412

Screwdrivers
SZS... Page 416

Voltage and continuity tester
DUSPOL... Page 434

Digital current probe multimeter
TESTFOX... Page 435

Tool sets
TOOL... Page 438

Ferrules, slip-on sleeves, cable lugs, ring cable lugs
AI... Page 445
C... Page 454

Mounting material - CABINET add-on



DIN rails
NS... Page 486

Snap-on end brackets without screws
CLIPFIX... Page 498

Cover profiles
EA... Page 506
AP... Page 504
A/U... Page 505

Power, branch, and L/N/PE connection terminal blocks
AK.../AKG... Page 510
EK... Page 509
AZK 35... Page 509

CES cable entry system
CES... Page 532



Cable ducts and accessories
CD... Page 543



DIN rail with cable clamps
WCC... Page 547

Protective hoses made of plastic
WP... Page 548

SCREWFOX torque screwdrivers
TSD-M... Page 424

SCREWFOX cordless screwdrivers
SF-ASD Page 425

SCREWFOX preset torque screwdrivers
TSD... Page 432

SCREWFOX universal control cabinet keys
SF-CCK... Page 433

Automatic devices - TOOL fox

Automatic cutting device for conductors and cables
CUTFOX 10... Page 470

Stripping machine
WF 1000... Page 471

Portable crimping machine for ferrules, cable lugs, and connectors
CF 500... Page 474

Portable stripping and crimping machine for taped products
CF 3000... Page 478

Europe terminal blocks and junction box connectors
EC... Page 512
JBC... Page 516

Sockets with a 45 mm standard pitch
SD-D... Page 518

Shield connection clamps
SK... Page 522



Support for single-sided shielding
AB-SK... Page 524
AB/SS... Page 528

Screw connections for protective hoses
WP-G HF... Page 550

Spiral hoses
WG-S HF... Page 565

Plastic cable markers for insert labels
KMK... Page 572

Cable binders Page 574

Marking systems, tools, and mounting material

Optimize all of the processes involved in the setup, installation, and maintenance of your control cabinets and switchgear. We can help you achieve this with perfectly co-ordinated products from our marking, tool, and mounting material ranges. In this catalog you will find everything you need for marking, securing, and mounting your control cabinet components.

MARKING system

MARKING system provides the perfect solutions for terminal, conductor, cable, device, and system marking. It places at your disposal the CLIP PROJECT planning and marking software, various printing systems, and a wide variety of marking materials.

TOOL fox

TOOL fox is the complete range of professional processing and measuring tools. Designed for use in all processes in electrical engineering, the tools and automatic devices impress with their optimum handling and quality.

CABINET add-on

CABINET add-on stands for modern control cabinet technology. DIN rails and end brackets ensure the secure attachment of terminal boards and modules, while shield connection clamps guarantee EMC-compliant system wiring and cable ducts bring order to the control cabinet.

Service

Choose the complete range. Working to your specifications, we will manufacture and label terminal strips and complete terminal boxes or modules for direct installation in your application.

MARKING system

MARKING system is the intelligent solution for quick and easy terminal, conductor, cable, device, and system marking. The marking data is transferred from the CLIP PROJECT planning and marking software to the printers at the click of a mouse. Whether your printing system involves a BLUEMARK CLED high-speed printer, a thermal transfer printer or a plotter, a wide range of marking material is available.

Terminal marking

Terminal markers are available marked and unmarked in UniCard and UniSheet format as well as in roll and sheet form. Our marking service also enables terminal markers to be printed according to customer specifications.

Conductor and cable marking

Conductors and cables can be marked in numerous different ways. The markers can either be threaded on, pushed on, clipped on, adhered in place or attached with cable binders. They are available unprinted or can be ordered from our marking service printed according to customer specifications.

Device marking

Various device markers are available for the optimum and individual marking of control cabinets, switchgear, and their components. Our marking service also enables markers to be printed according to customer specifications.



System marking

Numerous safety markings are available for the clear and comprehensive marking of systems. These are available unprinted or can be custom-printed by our marking service according to customer specifications.

TOOL fox

TOOL fox consists of the full range of professional processing and measuring tools for all electrical engineering applications. The ergonomically designed tools for cutting, stripping, crimping, screwing, and testing impress with their optimum handling and quality. Specially hardened tool steels ensure maximum durability. Cutting devices, stripping machines, and crimping machines can be used to automate work steps.

Cutting tools

The use of professional cutting tools should result in a precise intersection without deforming the conductor. Our precision cutting tools meet this requirement and are suitable for cables up to 100 mm in diameter.

Stripping tools

Correct stripping and dismantling can only be achieved with professional stripping tools. Special geometries and hardened blades ensure accurate results every time. Automatic conductor cross section setting provides reliable protection against damage to the conductors.

Crimping tools

Once they have been stripped, cable ends can be equipped with various ferrules and a range of connectors. Professional crimping pliers are available for this purpose. These guarantee long-term, stable, and gas-tight high-quality crimping for all conductors and cables up to 120 mm².

CABINET add-on

CABINET add-on stands for modern control cabinet technology which ensures that control cabinets and switchgear can be set up quickly and take up as little space as possible. DIN rails and end brackets ensure the secure attachment of electrical connecting elements and components. Shield connection clamps guarantee EMC-compliant system wiring. The cable management product range spans from the innovative CES space- and cost-saving cable entry system, across the extensive range of cable protection systems and cable ducts, right up to cable binders for every application.

Component mounting

You can save time when securing electrical connections and components in switchgear by using suitable mounting devices. In addition, you can make optimum use of the space in the control cabinet by combining mounting accessories.



Shielding

A wide selection of shield connection clamps, neutral busbars, and supports guarantees that the wiring of the control cabinet or the switch system complies with EMC regulations and also ensures optimum wiring convenience.



Cable entry system

The CES cable entry system allows you to insert a variety of pre-assembled conductors, cables, and protective hoses into areas with limited space in control cabinets, distributor boxes or devices, in a way which protects them against water and dust.

Cable bundling and cable routing

Use cable ducts to bring order to your control cabinet. Cable clamps are used to fix the cables running from the field. The conductors are bundled together quickly and easily using plastic cable markers and routed into the cable ducts. Protective hoses provide the right cable protection for every application.

Our services

At Phoenix Contact, trendsetting products are complemented by a comprehensive range of services. Wherever you are in the world, our global network means that you can rely on our service. Being at home all over the world and speaking the language of the user is what we understand by customer proximity. We live up to this with more than 40 Phoenix Contact subsidiaries and in excess of 30 representatives in other countries.

Terminal strip production

Pre-assembled terminal strips enable you to both streamline your process sequences and save installation time. We supply your terminal strips fully labeled.



Control box production

We can produce fully assembled control boxes to your specifications. Our service even includes putting together custom product sets.

Labeling service

With CLIP PROJECT, the planning and marking software, you can create labels to suit your wishes. Just use the built-in e-mail function to send the data to us, and we will deliver ready-printed marking materials directly to your production facility. Quick and easy – all you have to do is mount the materials.

PHOENIX CONTACT
ePLAN
CLIP PROJECT
CLIP PROJECT
PHOENIX CONTACT
INSPIRING INNOVATIONS

Planning and marking software - CLIP PROJECT

The CLIP PROJECT software consists of two modules:
- CLIP PROJECT Planning enables the quick and convenient planning and configuration of fault-free terminal strips.
- CLIP PROJECT Marking is a powerful piece of software for the creation of individual labels for terminal blocks, cables, lines, devices, and systems.

Thanks to the optimum interaction between the two modules, even in connection with electrical planning systems, the result is an end-to-end process chain: from planning and documentation, right up to the finished terminal strip or the finished marking.

The advanced version, CLIP PROJECT professional, also features an efficient template designer, which can be used to design custom labels.

Product range overview

CLIP PROJECT planning and marking software	**22**
CLIP PROJECT advanced	**26**
CLIP PROJECT professional	**27**

A consistent system from configuration through to the finished application

CLIP PROJECT combines the proven planning software for terminal strip configuration with a high-performance marking tool. Direct data exchange with all conventional CAE programs, along with the creation of the complete project documentation, are what make this configuration software unique. CLIP PROJECT provides the perfect output devices and marking materials for terminal, conductor, device, and system marking. Quite simply, it is a single piece of software that is compatible with all printing systems and can be used to label any type of application.

Configuration ...

Production ...

Printing systems
From high-speed printers to universal lists.

Complete documentation
CLIP PROJECT creates complete order, parts, structure, and mounting lists at the click of a mouse.

... Mounting

We make everything to suit your requirements
With CLIP PROJECT, you can create markers or complete terminal strips in accordance with your specifications. Just send the data to us using the built-in e-mail function.
We can provide markings that are printed precisely to meet the requirements of your application or even completely labeled terminal strips. Direct to your production facility, quickly and easily - all you need to take care of is installation.

CLIP PROJECT planning and marking software



Marking module

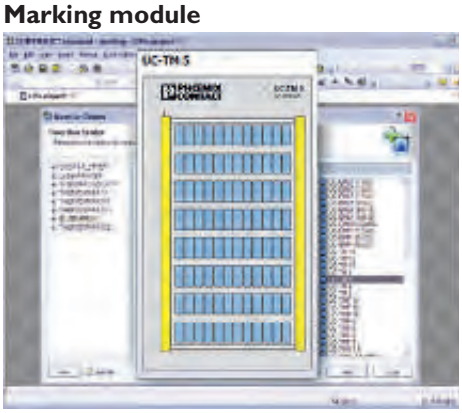

During selection, the marking materials are displayed as a preview for rapid product selection.

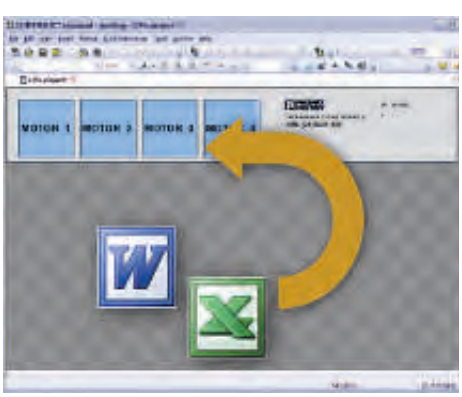

Interfaces to all CAE systems and spreadsheet and text processing programs are provided for the open exchange of data.

By integrating CLIP PROJECT into EPLAN P8, the labeling data for terminal, conductor, and device marking can be automatically taken from the circuit diagram.

The online update immediately provides the user with new products and program extensions for the marking and planning module.

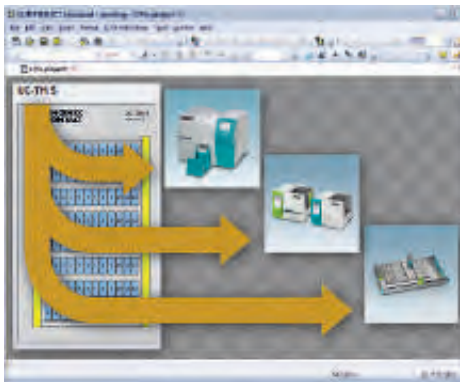

All Phoenix Contact output devices and standard office printers can be easily controlled with just one piece of software.

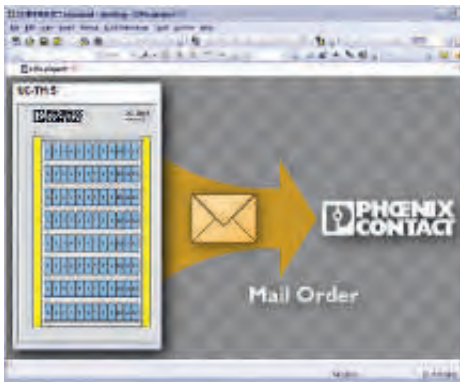

Phoenix Contact provides a labeling service. Orders can be placed by e-mail and all items printed and supplied to suit the customer.

Planning module



During selection, all Phoenix Contact products which can be fitted on DIN rails are displayed as a preview for rapid product selection.



The automatic correction function checks the configured terminal strip and automatically adds any missing accessories. 2D and 3D design data are available at the click of a mouse.

The configured terminal strips can be distributed across several DIN rails in order to determine the exact space requirements for installation.

Complete documentation and an effective 3D preview are available for rapidly and correctly producing the mechanical structure of the terminal strips.



By integrating CLIP PROJECT into EPLAN P8, terminal strips are automatically produced from the circuit diagram in CLIP PROJECT. The product data is written back to the EPLAN parts lists using the two-way interface.

Phoenix Contact provides a terminal strip service. The terminal strips configured to suit your requirements can be ordered using the e-mail function. Phoenix Contact will supply the terminal strips promptly.

CLIP PROJECT planning and marking software

CLIP PROJECT advanced

The CLIP PROJECT advanced program enables the quick planning and configuration of terminal strips for the control cabinet and field as well as custom-marking of terminal blocks, cables, and lines, plus devices and systems:

- Planning of terminal strips with components of the CLIPLINE, INTERFACE, TRABTECH, and AUTOMATION product ranges
- The automatic correction function performs a logical test of the terminal strips and automatically adds the necessary accessories such as covers and end brackets
- The terminal strip configurator enables the distributed arrangement of individual terminal strips on different DIN rails
- 3D preview and complete documentation of the assembled DIN rails, such as order and mounting lists.
- High-performance import of labeling information and extensive design options for the custom-labeling of terminal blocks, cables, and lines, as well as devices and systems
- Numerous sorting and filter functions for efficient management of your print jobs
- Support for all marking materials and output devices from Phoenix Contact
- Automatic Internet update
- Intuitive Windows® user interface

To reduce engineering costs and improve data quality, CLIP PROJECT advanced allows two-way data exchange with electrical planning systems:

- With the circuit diagram as the basis, the required products are automatically selected and their complete data written back to the parts lists
- The labeling information can be automatically exported and assigned to the desired marking materials
- In order for the labeling to be assigned clearly, even in the case of extensive projects, the project structure tree from the CAE system has been adopted in CLIP PROJECT; this also allows the labeling to be output to sub-projects



Technical data

General data	
Software interface	EPLAN 5.7 EPLAN Electric P8 AUCOTEC ELCAD AUCOTEC Engineering Base AUCOTEC RUPLAN ZUKEN E^3 Bentley Promis-e WSCAD IGE XAO PC-Schematic AUTOMATION SDProget SPAC
System requirements	
Operating systems	MS Windows XP SP3, MS Windows Vista, MS Windows 7 (32/64-bit), MS Windows 8 (32/64-bit)

Ordering data

Description	Type	Order No.	Pcs. / Pkt.
CLIP PROJECT advanced, planning and marking software, German/English/French/Dutch/Italian/Spanish/Russian/Polish/Hungarian/Czech/Turkish/Portuguese/Chinese and Japanese	**CLIP-PROJECT ADVANCED**	**5146040**	1

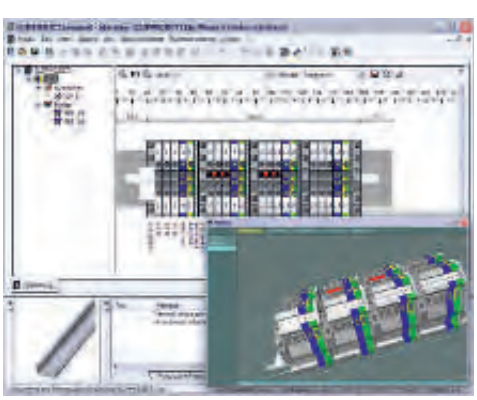

CLIP PROJECT professional

The CLIP PROJECT planning and marking software is available in both an advanced and professional version:

- The professional version also includes an efficient template designer, which can be used to design signs of your choice and to adapt existing material descriptions
- Graphics, various barcode types, and geometric elements such as squares, circles, and lines can be accessed for design work
- Data can also be imported into the templates from various data sources
- Rapid, simple, and flexible adaptation to changing requirements

Technical data

General data	
Software interface	EPLAN 5.7 EPLAN Electric P8 AUCOTEC ELCAD AUCOTEC Engineering Base AUCOTEC RUPLAN ZUKEN E^3 Bentley Promis-e WSCAD IGE XAO PC-Schematic AUTOMATION SDProget SPAC
System requirements	
Operating systems	MS Windows XP SP3, MS Windows Vista, MS Windows 7 (32/64-bit), MS Windows 8 (32/64-bit)

Ordering data

Description	Type	Order No.	Pcs. / Pkt.
CLIP PROJECT professional, planning and marking software, with template designer, German/English/French/Dutch/Italian/Spanish/Russian/Polish/Hungarian/Czech/Turkish/Portuguese/Chinese and Japanese	**CLIP-PROJECT PROFESSIONAL**	**5146053**	1

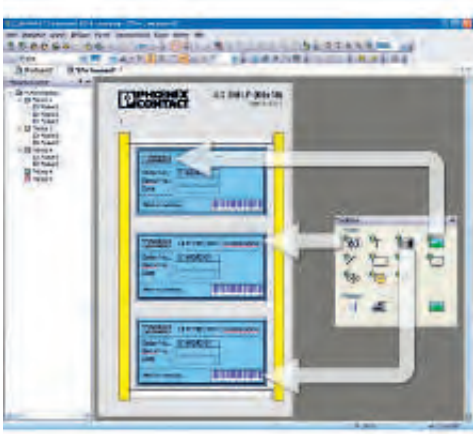

PHOENIX CONTACT
BLUEMARK CLED
1234 USB
PHOENIX CONTACT
BLUEMARK CLED
READY

Printing systems - MARKING system

The right printer for every application. We can provide a wide range of printing systems for your terminal, conductor, cable, and device marking requirements. The BLUEMARK CLED high-speed printer with innovative UV technology prints materials in UniCard format quickly and easily.

The printers in the THERMOMARK series are renowned for their proven maintenance-free printing method and maximum user-friendliness. They can be used to print markers in a variety of materials and print formats, as well as labels and shrink sleeves, in outstanding quality.

Product range overview

Printing systems	**30**
BLUEMARK CLED	**32**
THERMOMARK CARD PLUS	**34**
THERMOMARK CARD	**35**
THERMOMARK ROLL	**38**
THERMOMARK ROLL X1	**39**
MARKING BOX	**40**
THERMOMARK CARD SET and ROLL SET	**41**
THERMOMARK X1.2	**42**
THERMOMARK W2	**43**
CMS-P1-PLOTTER	**44**
CMS-P1-PLOTTER engraving unit	**45**
Overview of marking material - printers	**50**
Which printer prints which marking	

Phoenix Contact is a competent partner for control cabinet and system engineering. In this context, we aim to supplement our products with services, hardware, and software to make the planning and production of systems as efficient as possible.
MARKING system from Phoenix Contact represents an integrated labeling system from planning right through to the finished printed label. In addition to the wide range of marking materials, the marking range also includes the CLIP PROJECT software as well as various printers.
The data required for labeling is sent to the printers by the CLIP PROJECT planning software, which is supplied as standard. This controls the printers and facilitates the creation of marking data by allowing data to be imported directly from circuit diagrams.

Phoenix Contact provides a variety of printing systems:
– BLUEMARK CLED, high-speed printer with UV technology for labeling UniCard formats
– THERMOMARK CARD, thermal transfer printer for labeling UniCard and UniSheet formats
– THERMOMARK ROLL, thermal transfer printer for labeling material off the roll and continuous media
– THERMOMARK ROLL X1, thermal transfer printer for large quantities
– THERMOMARK W2, thermal transfer printer for double-sided labeling and perforation of continuous shrink sleeves
– CMS-P1-PLOTTER and P1 ENGRAVING UNIT to extend plotters for engraving

A comprehensive range of materials for marking terminal blocks, conductors, cables, and devices is available for each of the printing systems provided. As a result, each printing system represents a self-contained solution capable of performing all marking tasks in and around the control cabinet. To ensure that you benefit from consistently high levels of marking quality, all the materials offered are tailored to the devices concerned and undergo extensive testing.

The BLUEMARK CLED uses the latest UV technology for labeling. This makes the markers instantly wipe-resistant and ready for immediate use. The fast printing technology enables 10,000 labels to be processed per hour. Thanks to the LED technology, the printer does not require a warm-up time, is environmentally friendly, and is also very quiet.

With the new THERMOMARK CARD PLUS thermal transfer printer, you can use a segmented ink ribbon to create four-color marking labels. You can create warning instructions, prohibition signs, mandatory signs, hazardous substances labels according to the Ordinance on Hazardous Substances, and combi labels easily and with excellent quality. The low weight and compact design of this new printer mean that it can also be used as a portable solution.

The new THERMOMARK CARD thermal transfer printer can be used to print marking materials supplied in card format. It offers you a really easy way to produce terminal, conductor, cable, and device markings of incredibly high quality. The low weight and compact design of the new printer mean that it can also be used as a portable solution wherever it is needed.

The THERMOMARK ROLL thermal transfer printer has been designed for printing material off the roll and continuous media. You can easily create high-quality printed labels, markers, and shrink sleeves. The compact printer is also suitable for mobile use. The THERMOMARK ROLL X1 is particularly suitable for labeling large quantities.

The THERMOMARK W2 has been specially developed for the double-sided printing and perforation of continuous WMS shrink sleeves. Double-sided labeling ensures optimum legibility on conductors and cables. The special construction of the guide elements ensures easy handling when inserting the sleeve.

Apart from label strips and UniCard materials, the CMS-P1-PLOTTER can also be used to label sheet materials. Its integrated pen station facilitates handling and helps prevent the pens from drying out.
The CMS–P1–PLOTTER can be converted into an engraving unit quickly and easily by swapping the plotter head for the engraving device.

BLUEMARK CLED

UV LED technology

MARKING system

The new BLUEMARK CLED makes labeling standardized UniCard material for terminal blocks, conductors, and device marking as easy as printing on paper.
The printer receives labeling data directly from your CAE system via the CLIP PROJECT central planning and marking software.

Simple operation

– Order-specific printing, thanks to large exchangeable magazine for up to 40 marker sheets
– Printing can be rotated by 180° as required, thanks to automatic material detection
– The front feed enables individual sheets to be labeled regardless of how the magazine is assembled

Easy operation

– Thanks to large color touch screen
– Direct entry of data and commands
– Clear symbols and plain text messages
– Ready to print as soon as device is switched on
– Language selection via touchscreen menu

CLED – compact UV LED printing technology

Printing fluid is exposed to UV light which is the basis of our quick-dry printing concept. This light is generated with high intensity using 24 LEDs on a surface of 1 cm².
– Excellent printing quality
– No drying time
– High wipe and abrasion resistance
– Excellent resistance to chemicals
– Environmentally friendly, as solvent-free system

Dimensions	
	[mm]
General data	
Temperature range	[°C]
Print method	
Volume	
Pressure capacity	
Interfaces	
Power supply	[V]
Weight	[kg]
Operating systems	
Power consumption	[W]

Description	Color
Printer with solvent-free LED UV technology, including CLIP PROJECT advanced software, collection container for 20 sheets, CD with multilingual user manual, English/German user manual, driver and firmware, European and US power cable, USB cable	gray
Set, consisting of: 1 x BLUEMARK CLED, Order No. 5147999, 1 x MARKING NOTEBOOK, CLIP-PROJECT PROFESSIONAL	
With German operating system and German keyboard	gray
With English operating system and English keyboard	gray
Accommodating box, in conjunction with the BLUEMARK CLED-MAG 40, for accommodating 90 UC or UCT sheets	
Fluid cartridge, replacement, 20 ml printing fluid, black	
Exchangeable magazine,	
For accommodating 20 UC or UCT sheets	
For accommodating 40 UC or UCT sheets	
Compartment	
For accommodating 20 UC or UCT sheets	
Transport case, with aluminum edges, for printer and accessories	
Magazines for labeling aluminum markers	

Notes:

An application video can be found in the download area for the relevant product on our website at www.phoenixcontact.net/products.

Printers

Printing set for mats

Accomodating box

Technical data

Width	Length	Height
480	**500**	**330**

5 ... 35
UV LED technology
20 ml
Approx. 10000 markers/h (UC-TMF 4 with 2 characters/marker)

10/100 Mbps Ethernet / USB 2.0
100 ... 240 / 50 Hz ... 60 Hz
16
MS Windows XP SP3, MS Windows Vista, MS Windows 7 (32/64-bit), MS Windows 8 (32/64-bit)
74

Ordering data

Type	Order No.	Pcs. / Pkt.
BLUEMARK CLED	**5147999**	1

Accessories

BLUEMARK CLED-FLUID-CARTR.	**5146662**	1
BLUEMARK CLED-MAG 20	**5146655**	1
BLUEMARK CLED-MAG 40	**5146668**	1
BLUEMARK CLED-STACKER 20	**5146656**	1
BLUEMARK CLED CASE	**5146725**	1

See page 161

Technical data

Width	Length	Height
480	**500**	**330**

5 ... 35
UV LED technology
20 ml
Approx. 10000 markers/h (UC-TMF 4 with 2 characters/marker)

10/100 Mbps Ethernet
100 ... 240 / 50 Hz ... 60 Hz
16
MS Windows XP SP3, MS Windows Vista, MS Windows 7 (32/64-bit), MS Windows 8 (32/64-bit)
74

Ordering data

Type	Order No.	Pcs. / Pkt.
BLUEMARK CLED SET	**5147400**	1
BLUEMARK CLED SET EN	**5147401**	1

Accessories

BLUEMARK CLED-FLUID-CARTR.	**5146662**	1
BLUEMARK CLED-MAG 20	**5146655**	1
BLUEMARK CLED-MAG 40	**5146668**	1
BLUEMARK CLED-STACKER 20	**5146656**	1
BLUEMARK CLED CASE	**5146725**	1

See page 161

Technical data

Width	Length	Height
400	**470**	**160**

-
-
-
-
-
-
-
-
-

Ordering data

Type	Order No.	Pcs. / Pkt.
BLUEMARK CLED-BASE	**5146669**	1

Accessories

N

THERMOMARK CARD PLUS, for sheet materials and cards, four-color printing

Thermal transfer for sheets and cards

The THERMOMARK CARD PLUS was specially developed for printing with segmented multi-ink ribbons.

- Prints markers in card format for terminal, conductor, cable, device, system, and safety marking applications
- Prints several colors without replacing the ink ribbon
- For all UniCard (UCT) and UniSheet (US) materials
- Maintenance-free operation with tried-and-tested thermal transfer printing technology
- High-quality, fast printing: printing time for one single-color UniCard: just 8 seconds
- Easy operating concept based on straightforward touchscreen entry
- USB and Ethernet connections
- Easy to control with the CLIP PROJECT software

Notes:

An application video can be found in the download area for the relevant product on our website at www.phoenixcontact.net/products.

Technical data

Dimensions			
	Width	Length	Height
	[mm]	**253**	**320**	**189**
General data			
Print resolution	[dpi]	300 dpi		
Max. print width	[mm]	104		
Power supply	[V]	100 ... 240 / 50 Hz ... 60 Hz		
Weight	[kg]	6		
Operating systems		MS Windows XP SP3, MS Windows Vista, MS Windows 7 (32/64-bit), MS Windows 8 (32/64-bit)		

Ordering data

Description	Color	Type	Order No.	Pcs. / Pkt.
Thermal transfer printer for cards, incl. European power cable, US power cable, USB cable, DVD with CLIP PROJECT ADVANCED, CD with multilingual user manual/driver/firmware, DIN A5 printed English/German user manual, magazine for UCT–TM materials, magazine for US materials, one unit pack UCT–TM 6, one unit pack US–EMLP (85,6x54), one ink ribbon (50-meter sample roll)	gray	**THERMOMARK CARD PLUS**	**5146481**	1

Accessories

Transport case		**TL CASE**	**0800613**	1
Ink ribbon, length: 300 m, width: 110 mm	black	**THERMOMARK-RIBBON 110-TC**	**0801371**	1
Ink ribbon, length: 300 m, width: 110 mm	white	**TM-RIBBON 110-TC/TR WH**	**1014402**	1
Segmented ink ribbon, length: 60 m, width: 110 mm two segments in colors	black/red	**TM-RIBBON 110-TC BK/RD**	**1014403**	1
three segments in colors	black/red/yellow	**TM-RIBBON 110-TC BK/RD/YE**	**1014404**	1
four segments in colors	black/red/blue/yellow	**TM-RIBBON 110-TC BK/RD/BU/YE**	**1014405**	1

THERMOMARK CARD, thermal transfer printer for sheet materials and cards

Thermal transfer for sheets and cards

CCC c UL us CB scheme

- The THERMOMARK CARD can print markers supplied as cards in the context of terminal, conductor, cable, and device marking applications
- For all UniCard (UCT) and UniSheet (US) materials
- Maintenance-free operation with tried-and-tested thermal transfer printing technology
- High-quality, fast labeling. Printing time for one UniCard: just 8 seconds
- Easy operating concept based on straightforward touchscreen entry
- USB and Ethernet connections
- Easy to control with the CLIP PROJECT software

Notes:

For corresponding magazines, see page 36.

An application video can be found in the download area for the relevant product on our website at www.phoenixcontact.net/products.

Technical data

Dimensions		Width	Length	Height
	[mm]	**253**	**320**	**189**

General data		
Print resolution	[dpi]	300 dpi
Max. print width	[mm]	104
Power supply	[V]	100 ... 240 / 50 Hz ... 60 Hz
Weight	[kg]	6
Operating systems		MS Windows XP SP3, MS Windows Vista, MS Windows 7 (32/64-bit), MS Windows 8 (32/64-bit)

Ordering data

Description	Color	Type	Order No.	Pcs. / Pkt.
Thermal transfer printer for cards, incl. European power cable, US power cable, USB cable, DVD with CLIP PROJECT ADVANCED, CD with multilingual user manual/driver/firmware, DIN A5 printed English/German user manual, magazine for UCT–TM materials, magazine for US materials, one unit pack UCT–TM 6, one unit pack US–EMLP (85,6x54), one ink ribbon (50-meter sample roll)	gray	**THERMOMARK CARD**	**5146464**	1

Accessories

Transport case		**TL CASE**	**0800613**	1
Ink ribbon, length: 300 m, width: 110 mm	black	**THERMOMARK-RIBBON 110-TC**	**0801371**	1
Ink ribbon, length: 300 m, width: 110 mm	white	**TM-RIBBON 110-TC/TR WH**	**1014402**	1

Magazines for THERMOMARK CARD and THERMOMARK CARD PLUS

Thermal transfer for sheets and cards

- Robust magazines for UniCard labeling material
- The format automatically ensures printing with a high level of positional accuracy
- Even compatible with marking sheets that have already been started

Description	Ordering data: Type	Order No.	Pcs. / Pkt.
Magazine, for THERMOMARK CARD ... for accommodating: UCT–TM ..., UCT1–TM ..., UCT5–TM ..., UCT–EM (5X10), UCT-EM (6X10)	THERMOMARK CARD-UCT-MAG1	5146480	1
Magazine, for THERMOMARK CARD ..., for accommodating: UCT–TMF ...	THERMOMARK CARD-UCT-MAG2	5146563	1
Magazine, for THERMOMARK CARD ..., for accommodating: UCT–WMS …	THERMOMARK CARD-UCT-MAG3	5146613	1
Plastic magazine, for THERMOMARK CARD ..., for accommodating: UCT1–TMF…	THERMOMARK CARD-UCT-MAG4	5146614	1
Plastic magazine, for THERMOMARK CARD ..., for accommodating: UCT2–TM …	THERMOMARK CARD-UCT-MAG5	5146615	1
Magazine, for THERMOMARK CARD ..., for accommodating: UCT3–TM …	THERMOMARK CARD-UCT-MAG6	5146616	1
Magazine, for THERMOMARK CARD ..., for accommodating UCT-WMT ... sheets, UCT-EM (17X10)	THERMOMARK CARD-UCT-MAG7	0801734	1
Magazine, for THERMOMARK CARD ... for accommodating UCT-EM (17,5X8), UCT-EM (20X7), UCT-EM (15X10)	THERMOMARK CARD-UCT-MAG8	0801735	1
for accommodating UCT-EM (12X3.3), UCT-EM (12X6)	THERMOMARK CARD-UCT-MAG9	0801736	1
for accommodating UCT–EM (30X5)	THERMOMARK CARD-UCT-MAG10	0801737	1
for accommodating UCT-EM (17X10) and (20X8)	THERMOMARK CARD-UCT-MAG11	0801738	1
Magazine, for THERMOMARK CARD ... for accommodating UCT-EM (10X8), UCT-EM (12X7)	THERMOMARK CARD-UCT-MAG12	0830399	1
for accommodating UCT-EM (10X5)	THERMOMARK CARD-UCT-MAG13	0830400	1
for accommodating UCT-EM (21X8) and UCT EM (17X8)	THERMOMARK CARD-UCT-MAG14	0830401	1
Magazine, for THERMOMARK CARD ... for accommodating UCT-EM (20 x 9)	THERMOMARK CARD-UCT-MAG15	0830402	1
for accommodating UCT-EM (17 x 9)	THERMOMARK CARD-UCT-MAG16	0830403	1
for accommodating UCT-EM (18 x 8)	THERMOMARK CARD-UCT-MAG17	0830404	1
Magazine, for THERMOMARK CARD ... for accommodating UCT-EM (17,5X7,5)	THERMOMARK CARD-UCT-MAG18	0830405	1
for accommodating UCT-EM (10X7)	THERMOMARK CARD-UCT-MAG20	0830751	1
for accommodating UCT-EM (17,5X9)	THERMOMARK CARD-UCT-MAG22	0830771	1
Magazine, for THERMOMARK CARD ... for accommodating UCT6M-TM ...	THERMOMARK CARD-UCT-MAG23	0830808	1
for accommodating UCT6R-TM ...	THERMOMARK CARD-UCT-MAG24	0830809	1

Magazine for THERMOMARK CARD and THERMOMARK CARD PLUS

Thermal transfer for sheets and cards

- Robust magazine for UniSheet labeling material
- The format automatically ensures printing with a high level of positional accuracy
- Even compatible with marking sheets that have already been started

Description	Ordering data		
	Type	Order No.	Pcs. / Pkt.
Magazine, for THERMOMARK CARD..., for accommodating all US–... materials	THERMOMARK CARD-US-MAG1	5146451	1

THERMOMARK ROLL, thermal transfer printer for material off the roll

Thermal transfer for rolls

CCC c UL us CB scheme

- The THERMOMARK ROLL can print markers supplied on rolls in the context of terminal, conductor, cable, and device marking applications
- For all labels and shrink sleeves
- Maintenance-free operation with tried-and-tested thermal transfer printing technology
- High-quality, fast labeling
- Easy operating concept based on straightforward touchscreen entry
- USB and Ethernet connections
- Easy to control with the CLIP PROJECT software

Notes:

An application video can be found in the download area for the relevant product on our website at www.phoenixcontact.net/products.

Technical data

Dimensions		Width	Length	Height
	[mm]	**253**	**320**	**189**
General data				
Print resolution	[dpi]	300 dpi		
Max. print width	[mm]	104		
Max. printing length	[mm]	1000		
Power supply	[V]	100 ... 240 / 50 Hz ... 60 Hz		
Weight	[kg]	4		
Operating systems		MS Windows XP SP3, MS Windows Vista, MS Windows 7 (32/64-bit), MS Windows 8 (32/64-bit)		

Ordering data

Description	Color	Type	Order No.	Pcs. / Pkt.
Thermal transfer printer for material off the roll, including European power cable, US power cable, USB cable, DVD with CLIP PROJECT ADVANCED, CD with multilingual user manual/driver/firmware, A5 printed English/German user manual, one roll of EML (20x8) labels containing 1000 labels, one ink ribbon (50 meters)	gray	**THERMOMARK ROLL**	**5146477**	1

Accessories

Cutter, can be retrofitted, for precise cutting of continuous media into required lengths		**THERMOMARK ROLL-CUTTER**	**5146422**	1
Cutter, can be retrofitted, for perforating continuous media		**THERMOMARK ROLL-CUTTER/P**	**5146435**	1
Transport case		**TL CASE**	**0800613**	1
External media hub, for roll diameters of 150 mm to 305 mm		**THERMOMARK ROLL-ERH**	**5146448**	1
External media hub, for roll diameters of up to 500 mm		**THERMOMARK-ERH 500**	**5146309**	1
Ink ribbon, length: 300 m, width: 110 mm	black	**THERMOMARK-RIBBON 110**	**5145384**	1
	blue	**THERMOMARK-RIBBON 110 BU**	**0829544**	1
	green	**THERMOMARK-RIBBON 110 GN**	**0829542**	1
	red	**THERMOMARK-RIBBON 110 RD**	**0829543**	1
Ink ribbon, specifically for high-temperature labels, EML-HT...	black	**THERMOMARK-RIBBON 110-EML-HT**	**0800342**	1
Ink ribbon, specifically for WMS... shrink sleeves, length: 300 m, width: 110 mm	black	**THERMOMARK-RIBBON 110-WMSU**	**0801358**	1
	white	**THERMOMARK-RIBBON 110-WMSU WH**	**0801359**	1
Ink ribbon, specifically for WMS... shrink sleeves, length: 300 m, width: 64 mm	black	**THERMOMARK-RIBBON 64-WMSU**	**0801360**	1
	white	**THERMOMARK-RIBBON 64-WMSU WH**	**0801361**	1

THERMOMARK ROLL X1, thermal transfer printer for material off the roll

Thermal transfer for rolls

The THERMOMARK ROLL X1 printer is suitable for labeling large quantities and offers the following features:

- Also accommodates large rolls; inside the printer housing, the label rolls are protected against environmental influences such as dust and dirt
- For all labels and shrink sleeves
- Maintenance-free operation with tried-and-tested thermal transfer printing technology
- High-quality, fast labeling
- Easy operating concept based on straightforward touchscreen entry
- USB and Ethernet connections
- Easy to control with the CLIP PROJECT software
- Printing and dispensing labels on request or automatically after removing the label with the THERMOMARK ROLL X1 -DISPENSER

Cutting to length or perforating is easy

- Continuous media can be cut or perforated with a high degree of positioning accuracy (see figure below)

Technical data

		Width	Length	Height
Dimensions	[mm]	**264**	**412**	**245**

General data		
Temperature range	[°C]	5 ... 40
Print resolution	[dpi]	300 dpi
Max. print width	[mm]	104
Max. printing length	[mm]	1000
Interfaces		10/100 Mbps Ethernet / USB 2.0
Power supply	[V]	100 ... 240 / 50 Hz ... 60 Hz
Weight	[kg]	5
Operating systems		MS Windows XP SP3, MS Windows Vista, MS Windows 7 (32/64-bit), MS Windows 8 (32/64-bit)

Ordering data

Description	Color	Type	Order No.	Pcs. / Pkt.
Thermal transfer printer for material off the roll, including European power cable, US power cable, USB cable, DVD with CLIP PROJECT ADVANCED, CD with multilingual user manual/driver/firmware, A5 printed English/German user manual, one roll of EML (20x8) labels containing 1000 labels, one ink ribbon (50 meters)	gray	**THERMOMARK ROLL X1**	**5146723**	1

Accessories

Cutter, can be retrofitted, for precise cutting of continuous media into required lengths		**THERMOMARK ROLL X1 CUTTER**	**5146765**	1
Perforation device, can be retrofitted, for perforating and cutting continuous media		**THERMOMARK ROLL X1 CUTTER/P**	**5146766**	1
Label dispenser, dispensing device for labels with a height of 10 mm or more		**THERMOMARK ROLL X1 -DISPENSER**	**1014401**	1
Ink ribbon, length: 300 m, width: 110 mm	black	**THERMOMARK-RIBBON 110**	**5145384**	1
	blue	**THERMOMARK-RIBBON 110 BU**	**0829544**	1
	green	**THERMOMARK-RIBBON 110 GN**	**0829542**	1
	red	**THERMOMARK-RIBBON 110 RD**	**0829543**	1
Ink ribbon, specifically for high-temperature labels, EML-HT...	black	**THERMOMARK-RIBBON 110-EML-HT**	**0800342**	1
Ink ribbon, specifically for WMS... shrink sleeves, length: 300 m, width: 110 mm	black	**THERMOMARK-RIBBON 110-WMSU**	**0801358**	1
	white	**THERMOMARK-RIBBON 110-WMSU WH**	**0801359**	1
Ink ribbon, specifically for WMS... shrink sleeves, length: 300 m, width: 64 mm	black	**THERMOMARK-RIBBON 64-WMSU**	**0801360**	1
	white	**THERMOMARK-RIBBON 64-WMSU WH**	**0801361**	1
Ink ribbon, specifically for cable markers for assembly with cable binders, WMTB HF..., length: 300 m, width: 110 mm	black	**THERMOMARK-RIBBON 110-WMTB HF**	**5148007**	1
Transport case	silver	**THERMOMARK ROLL X1-CASE**	**5146724**	1

THERMOMARK printer sets

Thermal transfer for sheets and cards

Thermal transfer for rolls

Printing set, complete

MARKING BOX is the complete labeling system for all terminal, conductor, cable, and device marking applications. It is available for different country-specific keyboard and operating systems.

- Includes the THERMOMARK CARD printer for all materials in the UniCard (UCT) and UniSheet (US) formats
- Includes the THERMOMARK ROLL printer for all labels and shrink sleeves supplied in rolls
- Includes a powerful notebook with pre-installed CLIP PROJECT configuration and marking software, as well as the printer drivers required to enable quick start-up without any need for installation and setup work. Plug and print. Simply connect the devices via USB and you're ready to print
- The compact and robust THERMOMARK printers are optimally suited to mobile use on site.

Notes:

An application video can be found in the download area for the relevant product on our website at www.phoenixcontact.net/products.

Ordering data

Description	Type	Order No.	Pcs. / Pkt.
Set, consisting of: 1 x THERMOMARK CARD, Order No. 5146464, 1 x THERMOMARK ROLL, Order No. 5146477, 1 x MARKING NOTEBOOK, CLIP-PROJECT PROFESSIONAL			
German operating system and keyboard	**MARKING BOX**	**5147100**	1
English operating system and US international keyboard	**MARKING BOX EN**	**5147101**	1
Printing set, consisting of: 1 x THERMOMARK CARD, Order No. 5146464, 1 x MARKING NOTEBOOK, CLIP-PROJECT PROFESSIONAL			
German operating system and keyboard			
English operating system and US international keyboard			
Printing set, consisting of: 1 x THERMOMARK ROLL, Order No. 5146477, 1 x MARKING NOTEBOOK, CLIP-PROJECT PROFESSIONAL			
German operating system and keyboard			
English operating system and US international keyboard			
Versions			
German operating system and Swiss keyboard	**MARKING BOX DE CH**	**0801749**	1
English operating system and Belgian keyboard	**MARKING BOX EN BE**	**0801742**	1
French operating system and keyboard	**MARKING BOX FR FR**	**0801590**	1
Spanish operating system and keyboard	**MARKING BOX ES ES**	**0801747**	1
Italian operating system and keyboard	**MARKING BOX IT IT**	**0801745**	1
Polish operating system and US international keyboard	**MARKING BOX PL US**	**0801744**	1
Hungarian operating system and keyboard	**MARKING BOX HU HU**	**0801750**	1
Portuguese operating system and keyboard	**MARKING BOX PT PT**	**0801748**	1
Russian operating system and keyboard	**MARKING BOX RU RU**	**0801739**	1
Danish operating system and keyboard	**MARKING BOX DK DK**	**0801741**	1
Swedish operating system and keyboard	**MARKING BOX SE SE**	**0801740**	1

Accessories

Printer accessories	**www.phoenixcontact.net/products**

Printing set for cards

Printing set for material provided on rolls

Ordering data		
Type	Order No.	Pcs. / Pkt.
THERMOMARK CARD SET	5147200	1
THERMOMARK CARD SET EN	5147201	1
THERMOMARK CARD SET DE CH	5147220	1
THERMOMARK CARD SET EN BE	5147214	1
THERMOMARK CARD SET FR FR	0801591	1
THERMOMARK CARD SET ES ES	5147218	1
THERMOMARK CARD SET IT IT	5147217	1
THERMOMARK CARD SET PL US	5147215	1
THERMOMARK CARD SET HU HU	5147221	1
THERMOMARK CARD SET PT PT	5147219	1
THERMOMARK CARD SET RU RU	5147211	1
THERMOMARK CARD SET DK DK	5147213	1
THERMOMARK CARD SET SE SE	5147212	1

Ordering data		
Type	Order No.	Pcs. / Pkt.
THERMOMARK ROLL SET	5147300	1
THERMOMARK ROLL SET EN	5147301	1
THERMOMARK ROLL SET DE CH	5147230	1
THERMOMARK ROLL SET EN BE	5147225	1
THERMOMARK ROLL SET FR FR	0801592	1
THERMOMARK ROLL SET ES ES	5147228	1
THERMOMARK ROLL SET IT IT	5147227	1
THERMOMARK ROLL SET PL US	5147226	1
THERMOMARK ROLL SET HU HU	5147231	1
THERMOMARK ROLL SET PT PT	5147229	1
THERMOMARK ROLL SET RU RU	5147222	1
THERMOMARK ROLL SET DK DK	5147224	1
THERMOMARK ROLL SET SE SE	5147223	1

Accessories

Accessories

THERMOMARK X1.2, thermal transfer printer for material off the roll

Thermal transfer for rolls

An important addition to the range is the THERMOMARK X1.2, a top-of-the-line thermal transfer printer with the following key features:

- High print speed
- Print resolution of 300 dpi
- This printer is suitable for labeling large quantities and is capable of processing all types of material supplied on rolls
- The easy-to-use centering function for the printing material makes it possible to label continuous media such as shrink sleeves
- High-quality resin-based ink ribbons ensure a form of labeling that is resistant to mechanical and chemical effects
- Continuous media can be cut and perforated with a high degree of positional accuracy

Technical data

Dimensions		Width	Length	Height
	[mm]	**242**	**446**	**274**
General data				
Print resolution	[dpi]	300 dpi		
Max. print width	[mm]	105		
Max. printing length	[mm]	2000		
Interfaces		Serial (V.24 (RS-232)) / USB 2.0 / 10/100 Mbps Ethernet		
Power supply	[V]	100 ... 240 / 50 Hz ... 60 Hz		
Weight	[kg]	10		
Operating systems		MS Windows XP SP3, MS Windows Vista, MS Windows 7 (32/64-bit), MS Windows 8 (32/64-bit)		

Ordering data

Description	Color	Type	Order No.	Pcs. / Pkt.
Thermal transfer printer, incl. connecting cable, Windows® printer driver and operating instructions, software	gray	**THERMOMARK X1.2**	**5146231**	1

Accessories

Starter set, complete for THERMOMARK X1.2 consisting of: - Planning and marking software - THERMOMARK X1.2 thermal transfer printer - Ink ribbon - Label rolls		**THERMOMARK X1.2-KIT**	**5146341**	1
Cutter, for THERMOMARK X1...		**THERMOMARK X1-CUTTER**	**5145290**	1
Perforator		**THERMOMARK X1-CUTTER/P**	**5146244**	1
Transport case, with aluminum edges, for printer and accessories		**THERMOMARK X1-CASE**	**5145300**	1
External media hub, for roll diameters of 150 mm to 305 mm		**THERMOMARK ROLL-ERH**	**5146448**	1
External media hub, for roll diameters of up to 500 mm		**THERMOMARK-ERH 500**	**5146309**	1
Ink ribbon, length: 300 m, width: 110 mm	black	**THERMOMARK-RIBBON 110**	**5145384**	1
Ink ribbon, specifically for high-temperature labels, EML-HT...	black	**THERMOMARK-RIBBON 110-EML-HT**	**0800342**	1
Ink ribbon, specifically for WMS... shrink sleeves, length: 300 m, width: 110 mm	black	**THERMOMARK-RIBBON 110-WMSU**	**0801358**	1
	white	**THERMOMARK-RIBBON 110-WMSU WH**	**0801359**	1
Ink ribbon, specifically for WMS... shrink sleeves, length: 300 m, width: 64 mm	black	**THERMOMARK-RIBBON 64-WMSU**	**0801360**	1
	white	**THERMOMARK-RIBBON 64-WMSU WH**	**0801361**	1

THERMOMARK W2, thermal transfer printer for continuous shrink sleeve

Thermal transfer for rolls

The THERMOMARK W2 has been specially developed for the double-sided printing and perforation of continuous WMS shrink sleeves

- Double-sided printing ensures optimum marking legibility
- The guide elements ensure easy handling when inserting the sleeve
- The user-friendly interface of the CLIP PROJECT software enables you to enter custom specifications for the labeling and marker length
- Black and white ink ribbons are available to facilitate color marking
- The printed markers can be easily and quickly separated along the perforations

Technical data

Dimensions		Width	Length	Height
	[mm]	**248**	**554**	**405**
General data				
Print resolution	[dpi]	300 dpi		
Max. print width	[mm]	105.6		
Max. printing length	[mm]	1000		
Interfaces		Serial (V.24 (RS-232)) / USB 2.0 / 10/100 Mbps Ethernet		
Power supply	[V]	100 ... 240 / 50 Hz ... 60 Hz		
Weight	[kg]	21		
Operating systems		MS Windows XP SP3, MS Windows Vista, MS Windows 7 (32/64-bit), MS Windows 8 (32/64-bit)		

Ordering data

Description	Color	Type	Order No.	Pcs. / Pkt.
Thermal transfer printer, specially for shrink sleeve labeling on both sides, including perforation knife, connecting cable, Windows® printer driver, operating instructions, CLIP PROJECT advanced planning and marking software	gray	**THERMOMARK W2**	**5146147**	1

Accessories

External media hub, for roll diameters of 150 mm to 305 mm		**THERMOMARK ROLL-ERH**	**5146448**	1
External media hub, for roll diameters of up to 500 mm		**THERMOMARK-ERH 500**	**5146309**	1
External media hub, for roll diameters of up to 500 mm		**THERMOMARK-ERH 500**	**5146309**	1
Ink ribbon, specifically for WMS... shrink sleeves, length: 300 m, width: 110 mm	black	**THERMOMARK-RIBBON 110-WMSU**	**0801358**	1
	white	**THERMOMARK-RIBBON 110-WMSU WH**	**0801359**	1
Ink ribbon, specifically for WMS... shrink sleeves, length: 300 m, width: 64 mm	black	**THERMOMARK-RIBBON 64-WMSU**	**0801360**	1
	white	**THERMOMARK-RIBBON 64-WMSU WH**	**0801361**	1

CMS-P1-PLOTTER

Plotter



- During long periods of non-use, the plotter pens are stored safely in a pen station
- The pens are removed and deposited automatically
- The pen station of the CMS-P1-PLOTTER prevents the plotter pens from drying out
- An automatic marking preparation function ensures optimum marking results right from the first character
- The plotter is controlled with the CLIP PROJECT software
- The plotter can be connected to the computer quickly and easily via the Centronics or USB interface
- Easily operated with just a few buttons

Technical data

Dimensions		Width	Length	Height
	[mm]	**440**	**660**	**125**
General data				
Lettering field size	[mm]	440 x 296 mm		
Max. material height	[mm]	10.5		
Max. plotting speed	[m/s]	0.4		
Interfaces		Parallel (Centronics) / USB 2.0		
Input voltage / frequency	[V]	100 ... 240 / 50 Hz ... 60 Hz		
Weight	[kg]	8		
Operating systems		MS Windows XP SP3, MS Windows Vista, MS Windows 7 (32/64-bit), MS Windows 8 (32/64-bit)		

Ordering data

Description	Color	Type	Order No.	Pcs. / Pkt.
Marking plotter, incl. power supply unit, connecting cable (Centronics and USB), pen CMS-PEN 0,25, manual, planning and marking software	silver	**CMS-P1-PLOTTER**	**5144615**	1

Accessories

Starter set, consisting of: - CLIP PROJECT, - CMS-P1-PLOTTER, - Magazines for UC-TM , UC-TMF, and UC-EMP, plus marking material - Ink and cleaning set	**CMS-P1-PLOTTER-KIT**	**5144628**	1
Transport case for CMS-P1-PLOTTER, rounded profile case with aluminum frame for a complete plotter system	**CMS-P1-PLOTTER-CASE**	**5144631**	1
Covering hood for CMS-P1-PLOTTER, flexible hood for protecting against contamination	**CMS-P1-PLOTTER-COVER**	**5144806**	1
Set of seals for the pen station, 4 replacement seals for the pen station of the CMS-P1-PLOTTER and 10 marking preparation plates, incl. assembly tool	**CMS-P1-PENDEPOT**	**5144835**	1
Pen plates, for the pen station of the CMS-P1-PLOTTER	**CMS-P1-PREPLATES**	**5145135**	1

Magazines and pens — **See page 46**

CMS-P1-PLOTTER engraving unit

Engraving

- The P1 ENGRAVING UNIT is the ideal marking solution for device and component marking applications that involve high levels of mechanical and chemical stress
- The CMS−P1−PLOTTER can be converted into an engraving unit quickly and easily by swapping the plotter head for the engraving device
- To allow different line thicknesses, engraving chisels with diameters ranging from 0.2 ... 1.0 mm are available as accessories
- These are supplemented by a comprehensive product range of pre-assembled engraving materials see page 294
- These materials remain in position and do not slip when used with the CMS−P1−M/GPE ENGRAVING plotter magazine

Technical data

Dimensions		Width	Length	Height
	[mm]	**250**	**350**	
General data				
Power supply	[V]	110 ... 240 / 50 Hz ... 60 Hz		
Weight	[kg]	8		
Speed range	[RPM]	5000 ... 50000		
Collet chuck	[mm]	3		
Power consumption	[W]	150		

Ordering data

Description	Type	Order No.	Pcs. / Pkt.
Engraving unit, for the CMS-P1-PLOTTER, incl. operating instructions (English/German), data CD and engraving chisel	**P1 ENGRAVING UNIT**	**5145546**	1

Accessories

Engraving chisel, with a point angle of 15°			
Point diameter 0.2 mm	**P1 GRAVER 0.2**	**5145478**	1
Point diameter 0.3 mm	**P1 GRAVER 0.3**	**5145481**	1
Point diameter 0.4 mm	**P1 GRAVER 0.4**	**5145494**	1
Point diameter 0.5 mm	**P1 GRAVER 0.5**	**5145504**	1
Point diameter 0.7 mm	**P1 GRAVER 0.7**	**5145517**	1
Point diameter 1.0 mm	**P1 GRAVER 1.0**	**5145520**	1
Engraving chisel set, chisel with a point angle of 15°, point diameter: 0.2 mm, 0.3 mm, 0.4 mm, 0.5 mm, 0.7 mm, 1.0 mm	**P1 GRAVER SET**	**5145533**	1
Vacuum cleaner bag, 5 spare bags for replacement	**P1 ENGRAVING VC BAG**	**5145559**	1
Magazine for the CMS-P1-PLOTTER, for accommodating EMLP... and GPE... materials for engraving - 1 GPE label sheet	**CMS-P1-M/GPE ENGRAVING**	**5145711**	1

Magazines for CMS-P1-PLOTTER



- Robust plastic magazines for labeling all commercially available marking materials
- Even compatible with marking sheets that have already been started
- Option of partial labeling
- In terms of its size, the magazine utilizes plotter capacity to the full
- We offer a wide variety of different magazines for marking materials. If you cannot find the right magazine for your materials, please get in touch

Ordering data

Description	Color	Type	Order No.	Pcs. / Pkt.
Magazine, for CMS-P1-PLOTTER, for accommodating: UC–TM ..., UC-TMN ..., UC3–TM ..., UC–WMC 1,9..., UC–WMC 3,1..., UC-WMTBA ..., UC–EM (17,5x9), UC–EM (18x8), UC–EM (21x8)				
	gray	**P1 UC-MAG 1**	**5146079**	1
For accommodating UC–WMC 4,4...	gray	**P1 UC-MAG 2**	**5146082**	1
For accommodating UC–WMC 5,6..., UC–WMC 7,5...	gray	**P1 UC-MAG 3**	**5146095**	1
For accommodating UC–TMF..., UC1–TMF..., UC2F–TM..., UC–WMT...	gray	**P1 UC-MAG 4**	**5146105**	1
For accommodating UC1–TM..., UC1U–TM..., UC2–TM...	gray	**P1 UC-MAG 5**	**5146118**	1
For accommodating: UC–EM..., UC–EMP..., UC–EMLP..., UC–EMSP..., and UC–WMTB...	gray	**P1 UC-MAG 6**	**5146121**	1
For accommodating: UC–WMCO ...	gray	**P1 UC-MAG 7**	**5146568**	1
Plastic magazines, for CMS-P1-PLOTTER, for accommodating: - 22 zack marker strips		**CMS-P1-M/ZB**	**5144699**	1
- 26 flat zack marker strips or ZBN strips		**CMS-P1-M/ZBF**	**5144709**	1
- 2 zack marker sheets		**CMS-P1-M/ZBM**	**5144660**	1
- 3 flat zack marker sheets		**CMS-P1-M/ZBFM**	**5144686**	1
- 22 contactor marker zack marker strips		**CMS-P1-M/SS-ZB**	**5144712**	1
- 4 to 6 PABA marker bars		**CMS-P1-M/PAB**	**5144741**	1
- 30 marker pins ZB strips		**CMS-P1-M/BN-ZB**	**5144725**	1
- 1 GPE label sheet		**CMS-P1-M/GPE**	**5144754**	1
- 20 strips LBHZ conductor marking		**CMS-P1-M/LBHZ**	**5144738**	1
- 1 GPE label sheet		**CMS-P1-M/GPE ENGRAVING**	**5145711**	1
Magazine for accommodating sheet material, self-adhesive mat for fixing labels, foils and paper, size of sheet max. DIN A4		**CMS-P1-PAD**	**5144819**	1

Accessories

Adapter plate for WMU magazines, for using the universal CMS-WMU replaceable frame with the magazine inserts of the CMS-MCP 3 plotter	**CMS-P1-WMU-ADAPTER**	**5144822**	1
Replacement fixation pad for CMS-P1-M/ZBFM, 9 self-adhesive fixation pads, sufficient for 3 magazines	**CMS-P1-M/ZBFM-PAD**	**5144848**	1
Replacement fixation pad for CMS-P1-M/GPE and CMS-P1-M/GPE ENGRAVING, one fixation pad, sufficient for one magazine	**CMS-P1-M/GPE-PAD**	**5144880**	1
Replacement fixation pad for CMS-P1-PAD, 1 fixation pad in DIN A4 format	**CMS-P1-PAD/SPARE**	**5144893**	1

Plotter pens

- Plotter pens for high-quality product labeling
- Wipe-resistant with a perfect appearance
- Totally integrated product range consisting of plotter pens, ink, and cleaning fluid for the CMS–P1–PLOTTER plotter
- Both reusable and disposable plotter pens are available

Ordering data

Description	Color	Type	Order No.	Pcs. / Pkt.
Disposable plotter pen, non-refillable plotter pen, with pen station, completely filled with 1 ml CMS-INK-TR-C 5 ink, for high requirements				
Line thickness 0.25 mm	black	**CMS-DISPOSABLE-PEN 0,25 TR**	**5146685**	1
Line thickness 0.35 mm	black	**CMS-DISPOSABLE-PEN 0,35 TR**	**5146686**	1
Pens, incl. adapters, ink tank and pen station, for different line thicknesses, without ink				
Line thickness 0.25 mm		**CMS-PEN 0,25**	**5067815**	1
Line thickness 0.35 mm		**CMS-PEN 0,35**	**5067828**	1
Line thickness 0.50 mm		**CMS-PEN 0,50**	**5067831**	1

Accessories

Cleaning set for pens, consisting of: 1 cleaning cup, 2 cartridges of 10 ml cleaning liquid each and 2 spare sealing caps for the pen station		**CMS-R-SET-TR**	**5146751**	1
Cleaning cartridges with spare sealing caps, 2 cartridges, each with 10 ml cleaning liquid and 2 caps	transparent	**CMS-R-FLUID-TR-C2**	**5146752**	1
Ink cartridge, for CMS-PEN...	black	**CMS-INK-TR-C5**	**5146684**	1



Marker pen for plotter and manual labeling

- High-quality labeling of unprinted marking materials, can be performed manually or with the CMS-P1-PLOTTER
- Used in conjunction with the P-PEN ADAPTER when combined with plotter
- Disposable pen
- No handling of cleaning fluid required

Ordering data

Description	Color	Type	Order No.	Pcs. / Pkt.
Disposable pen, non-refillable, for manual labeling, can be also used for plotter marking when combined with the P–PEN ADAPTER	black	**P-PEN**	**0815211**	10

Accessories

Aluminum adapter, to fix the P-PEN for plotter marking		**P-PEN ADAPTER**	**0815224**	1

Marker pen for manual labeling

- High-quality labeling of unprinted marking materials is also possible without the use of labeling devices
- We provide three versions for manual marking
- Refillable pen: X−PEN
- Disposable pen: B−STIFT
- Disposable pen: P-PEN, can also be used for plotter marking when combined with an adapter

Ordering data

Description	Color	Type	Order No.	Pcs. / Pkt.
Marker pen, refillable, for manual labeling, 0.35 mm line thickness, can be refilled with CMS–INK–TR–C 5, delivered without ink	black	**X-PEN 0,35**	**0811228**	1

Accessories

Ink cartridge, for CMS-PEN...	black	**CMS-INK-TR-C5**	**5146684**	1

Marker pen for manual labeling

- High-quality labeling of unprinted marking materials is also possible without the use of labeling devices
- We provide three versions for manual marking
- Refillable pen: X−PEN
- Disposable pen: B−STIFT
- Disposable pen: P-PEN, can also be used for plotter marking when combined with an adapter

Ordering data

Description	Color	Type	Order No.	Pcs. / Pkt.
Marker pen, not refillable, for manual labeling, line thickness 0.5 mm	black	**B-STIFT**	**1051993**	10

Overview of marking material - printers

Marking system	BLUEMARK CLED	THERMOMARK CARD PLUS	THERMOMARK CARD	THERMOMARK ROLL
Terminal marking				
UC-TM...	Page 58			
UC-TMF...	Page 62			
UC-TMN...	Page 66			
UCT-TM...	Page 82	Page 82	Page 82	
UCT-TMF...	Page 86	Page 86	Page 86	
UC1-TM...	Page 118			
UCT1...	Page 128	Page 128	Page 128	
UCT-EM...	Page 108	Page 108	Page 108	
US-TM...		Page 90	Page 90	
US-TMF...		Page 91	Page 91	
US-TML...		Page 92	Page 92	
ZB...				
ZBF...				
TMT...				Page 94
TML...				Page 98
SK...				Page 105

Conductor/cable marking				
WMTB-AL...	Page 161			
UC-WMC(O)...	Page 162			
AI-WM...	Page 175			
UC-WMT...	Page 176			
UC-WMTB(A)...	Page 179			
UCT-WMT...	Page 182	Page 182	Page 182	
UCT-WMS...	Page 186	Page 186	Page 186	
US-WMT...		Page 187	Page 187	
US-WMTB...		Page 190	Page 190	
US-WML...		Page 192	Page 192	
WML...R				Page 194
WMS... (pre-assembled)				Page 200
WMS... (continuous shrink sleeve)				Page 204
EMT...				Page 208
WMTW...				Page 209
WMT.../WMTB...				Page 210



THERMOMARK ROLL X1	THERMOMARK X1.2	THERMOMARK W2	CMS-P1-PLOTTER	P1 ENGRAVING UNIT
			Page 58	
			Page 62	
			Page 66	
			Page 118	
			Page 68	
			Page 76	
Page 94	Page 94			
Page 98	Page 98			
Page 105	Page 105			

			Page 162	
			Page 176	
			Page 179	
Page 194	Page 194			
Page 200	Page 200			
Page 204	Page 204	Page 204		
Page 208	Page 208			
Page 209	Page 209			
Page 210	Page 210			

Overview of marking material - printers

Marking system	BLUEMARK CLED	THERMOMARK CARD PLUS	THERMOMARK CARD	THERMOMARK ROLL
Device marking				
EMLP-AL...	Page 231			
EMSP-AL...	Page 232			
EMP-AL...	Page 233			
UC-EMLP...	Page 234			
UC-EMSP...	Page 236			
UC-EMP...	Page 237			
UC-EM...	Page 240			
UCT-EM...	Page 246	Page 246	Page 246	
US-EMLP...		Page 258	Page 258	
US-EMP...		Page 262	Page 262	
US-EMSP...		Page 266	Page 266	
US-EMLSP...		Page 267	Page 267	
US-EML...		Page 268	Page 268	
US-EMLF...		Page 354	Page 354	
EML...				Page 270
EMLP...				Page 274
EMLF...				Page 278
EMLC...				Page 279
EML-HA...				Page 280
EML-HT...				Page 282
EML-ESD...				Page 284
EML-RM...				Page 286
EMLS...				Page 288
EMT...				Page 290
GPE...				
BMK...				
BMKL...				
System marking				
US-PML-W...		Page 320	Page 320	
PML-W....				Page 321
US-PML-P...		Page 326	Page 326	
PML-P...				Page 327
US-PML-M...		Page 334	Page 334	
PML-M...				Page 335
PML-T...				Page 342
US-PML-GHS...		Page 348	Page 348	
PML-GHS...				Page 349
US-EMLF...		Page 354	Page 354	
PMM...				Page 356



THERMOMARK ROLL X1	THERMOMARK X1.2	THERMOMARK W2	CMS-P1-PLOTTER	P1 ENGRAVING UNIT
			Page 234	
			Page 236	
			Page 237	
			Page 240	
Page 270	Page 270			
Page 274	Page 274			Page 274
Page 278	Page 278			
Page 279	Page 279			
Page 280	Page 280			
Page 282	Page 282			
Page 284	Page 284			
Page 286	Page 286			
Page 288	Page 288			
Page 290	Page 290			
			Page 294	Page 294
			Page 293	
			Page 292	

Page 321	Page 321			
Page 327	Page 327			
Page 335	Page 335			
Page 342	Page 342			
Page 349	Page 349			
Page 356	Page 356			


-X1

Terminal marking - MARKING system

Large-surface and clear marking of terminal strips is essential for quick and error-free wiring of terminal strips. This is also true for the maintenance and startup of control cabinets and systems.

Terminal markers from Phoenix Contact are optimally adapted to the terminals and are available marked or unmarked in card, roll or sheet format.

Product range overview

Terminal marking 56

UniCard UC-TM... terminal marking

For a tall marker groove 58
For a flat marker groove 62

ZB... zack marker strip terminal marking

For a tall marker groove 68
For a flat marker groove 76

UniCard UCT-TM... terminal marking

For a tall marker groove 82
For a flat marker groove 86

UniSheet US-TM... terminal marking

For a universal marker groove 90
For a flat marker groove 91

TMT… terminal marking supplied in rolls

Marker strips for tall and flat marker grooves 94

TML… terminal marking supplied in rolls

Self-adhesive markers for terminal blocks without marker groove 98

SK… terminal marking supplied as card material

Self-adhesive markers for terminal blocks without marker groove 100

Group marker labels and warning labels 108

Overview of terminal marking for Phoenix Contact 112

The right marking solution for every terminal

Terminal marking for terminal blocks from other manufacturers 118

Overview of terminal marking for other manufacturers 140

Phoenix Contact offers the right marking solution for every terminal

Ordering example for labeling service - printed for you 359



Those involved in control cabinet and system engineering are required to ensure meaningful labeling of electrical connecting elements and control cabinet components. As with comprehensive documentation, precise labeling of all terminal points makes it easier to set up and maintain the systems concerned. EN 60204–1/VDE 0113 Part 1 stipulates requirements concerning consistent system labeling and, therefore, for ensuring that it matches the technical documentation.
Various marking materials are available for labeling Phoenix Contact terminal blocks. The labeling strips can be easily separated by hand, and their special geometry ensures that the labeling remains in place even in the event of impact and vibration in machines and vehicles.

The terminal markers are available in strips or sheets and with or without labeling in accordance with customer requirements. Depending on the version, unlabeled terminal markers can be labeled using the various printing systems available from Phoenix Contact.

– Markers in UniCard format can be quickly and reliably labeled using the new BLUEMARK CLED printer
– Markers in UniSheet format can be quickly and reliably labeled using the new THERMOMARK CARD printer
– Material off the roll has been specially developed for labeling using thermal transfer printers, e.g., from the new THERMOMARK LINE series from Phoenix Contact
– Zack marker strips are ideal for labeling with the plotter, but can also be labeled directly by hand.

All marking systems are characterized by their high resolution and excellent wipe resistance.

Various marking labels are available for labeling terminal block groups in addition to the labeling of the actual terminal points. These are snapped into the marking grooves of terminal blocks. Details of group marking products that can be fixed to end brackets can be found in the chapter titled Mounting material starting on page 483.



Markers are available in the UniCard and UniSheet formats for the labeling of terminal blocks with a tall marker groove. They can be supplied unprinted or printed in accordance with customer requirements.



Markers are available in the UniCard and UniSheet formats for terminal blocks, modules, and connectors with a flat marker groove. They can be supplied unprinted or printed in accordance with customer requirements.



Miniature terminal blocks/transformer terminal blocks have neither a tall nor a flat marker groove. Special markers are available in UniCard format for the purpose of labeling such terminal blocks.



The universal marker groove can be labeled with markers in UniSheet format. These are available unprinted or printed in accordance with customer requirements.



10-section zack marker strips are available in tall and flat versions. They are used to mark modular terminal blocks, modules or connectors and can be supplied unprinted or printed.

Unlabeled zack marker strips can accommodate printed marker strips. Once printed, the self-adhesive strip is simply stuck onto the zack marker strip.

The marker strips can be used in both tall and flat marker grooves. They can be easily separated by hand since they are pre-perforated for the pitch.

Self-adhesive marker strips can be applied to all PCB terminal blocks and COMBICON plug-in connectors. They can be supplied printed on cards or unprinted on a roll.

Markers are available in both UniCard and UniSheet formats for labeling modular terminal blocks from other manufacturers.

UniCard terminal marking for a tall marker groove

- The UC-TM ... UniCard labeling range includes markers for products with tall marker grooves
- The markers, which are supplied in uniform sheets, can be printed onto quickly and easily using the BLUEMARK CLED
- The format automatically ensures printing with a high level of positional accuracy
- The multi-section marking strips are easy to fit and can be easily separated if required
- The markers support multiline labeling
- The sheets provide space for including function texts
- Labeling service: Phoenix Contact can custom-label all UniCard markers in accordance with your requirements

Notes:

An overview of the markable terminal blocks that are available from Phoenix Contact can be found starting on page 112.

[1]) For ordering example, see page 359.

Can be printed with:

UV LED technology

Plotter

120 markers for a terminal block width of 4.2 mm

Technical data

General data		
Can be printed with:		BLUEMARK CLED • BLUEMARK LED • CMS-P1-PLOTTER
Number of individual labels		120
Number of individual labels per strip		15
Material		PA
Inflammability class according to UL 94		V2
Temperature range	[°C]	-40 ... 120
Wipe resistance		DIN EN 61010-1 (VDE 0411-1)
Components		free from silicone and halogen

Ordering data

Description	Color	Type	Order No.	Pcs. / Pkt.
UniCard, for labeling terminal blocks with a marker groove				
	white	**UC-TM 4**	**0818111**	10
	red	**UC-TM 4 RD**	**0818250**	10
	orange	**UC-TM 4 OG**	**0818221**	10
	yellow	**UC-TM 4 YE**	**0818234**	10
	violet	**UC-TM 4 VT**	**0819084**	10
	blue	**UC-TM 4 BU**	**0818247**	10
	green	**UC-TM 4 GN**	**0818263**	10
UniCard, for labeling terminal blocks with a marker groove, **labeled acc. to customer specifications**[1])				
	white	**UC-TM 4 CUS**	**0824573**	1
	red	**UC-TM 4 RD CUS**	**0824577**	1
	orange	**UC-TM 4 OG CUS**	**0824576**	1
	yellow	**UC-TM 4 YE CUS**	**0824579**	1
	violet	**UC-TM 4 VT CUS**	**0824578**	1
	blue	**UC-TM 4 BU CUS**	**0824574**	1
	green	**UC-TM 4 GN CUS**	**0824575**	1

Accessories

Magazine, for CMS-P1-PLOTTER	**P1 UC-MAG 1**	**5146079**	1

PRINTED FOR YOU

96 markers for a terminal block width of 5.2 mm

Technical data

BLUEMARK CLED • BLUEMARK LED • CMS-P1-PLOTTER
96
12
PA
V2
-40 ... 120
DIN EN 61010-1 (VDE 0411-1)
free from silicone and halogen

Ordering data

Type	Order No.	Pcs. / Pkt.
UC-TM 5	**0818108**	10
UC-TM 5 RD	**0818302**	10
UC-TM 5 OG	**0818276**	10
UC-TM 5 YE	**0818289**	10
UC-TM 5 VT	**0819107**	10
UC-TM 5 BU	**0818292**	10
UC-TM 5 GN	**0818315**	10
UC-TM 5 CUS	**0824581**	1
UC-TM 5 RD CUS	**0824585**	1
UC-TM 5 OG CUS	**0824584**	1
UC-TM 5 YE CUS	**0824587**	1
UC-TM 5 VT CUS	**0824586**	1
UC-TM 5 BU CUS	**0824582**	1
UC-TM 5 GN CUS	**0824583**	1

Accessories

P1 UC-MAG 1	**5146079**	1

PRINTED FOR YOU

80 markers for a terminal block width of 6.2 mm

Technical data

BLUEMARK CLED • BLUEMARK LED • CMS-P1-PLOTTER
80
10
PA
V2
-40 ... 120
DIN EN 61010-1 (VDE 0411-1)
free from silicone and halogen

Ordering data

Type	Order No.	Pcs. / Pkt.
UC-TM 6	**0818085**	10
UC-TM 6 RD	**0818357**	10
UC-TM 6 OG	**0818328**	10
UC-TM 6 YE	**0818331**	10
UC-TM 6 VT	**0819110**	10
UC-TM 6 BU	**0818344**	10
UC-TM 6 GN	**0818360**	10
UC-TM 6 CUS	**0824589**	1
UC-TM 6 RD CUS	**0824593**	1
UC-TM 6 OG CUS	**0824592**	1
UC-TM 6 YE CUS	**0824595**	1
UC-TM 6 VT CUS	**0824594**	1
UC-TM 6 BU CUS	**0824590**	1
UC-TM 6 GN CUS	**0824591**	1

Accessories

P1 UC-MAG 1	**5146079**	1

PRINTED FOR YOU

56 markers for a terminal block width of 8.2 mm

Technical data

BLUEMARK CLED • BLUEMARK LED • CMS-P1-PLOTTER
56
7
PA
V2
-40 ... 120
DIN EN 61010-1 (VDE 0411-1)
free from silicone and halogen

Ordering data

Type	Order No.	Pcs. / Pkt.
UC-TM 8	**0818072**	10
UC-TM 8 RD	**0818409**	10
UC-TM 8 OG	**0818373**	10
UC-TM 8 YE	**0818386**	10
UC-TM 8 VT	**0819123**	10
UC-TM 8 BU	**0818399**	10
UC-TM 8 GN	**0818412**	10
UC-TM 8 CUS	**0824597**	1
UC-TM 8 RD CUS	**0824601**	1
UC-TM 8 OG CUS	**0824600**	1
UC-TM 8 YE CUS	**0824603**	1
UC-TM 8 VT CUS	**0824602**	1
UC-TM 8 BU CUS	**0824598**	1
UC-TM 8 GN CUS	**0824599**	1

Accessories

P1 UC-MAG 1	**5146079**	1

UniCard terminal marking for a tall marker groove

- The UC-TM ... UniCard labeling range includes markers for products with tall marker grooves
- The markers, which are supplied in uniform sheets, can be printed onto quickly and easily using the BLUEMARK CLED
- The format automatically ensures printing with a high level of positional accuracy
- The multi-section marking strips are easy to fit and can be easily separated if required
- The markers support multiline labeling
- The sheets provide space for including function texts
- Labeling service: Phoenix Contact can custom-label all UniCard markers in accordance with your requirements

Notes:

An overview of the markable terminal blocks that are available from Phoenix Contact can be found starting on page 112.

1) For ordering example, see page 359.

Can be printed with:

UV LED technology

Plotter

PRINTED FOR YOU

48 markers for a terminal block width of 10.2 mm

Technical data

General data		
Can be printed with:		BLUEMARK CLED • BLUEMARK LED • CMS-P1-PLOTTER
Number of individual labels		48
Number of individual labels per strip		6
Material		PA
Inflammability class according to UL 94		V2
Temperature range	[°C]	-40 ... 120
Wipe resistance		DIN EN 61010-1 (VDE 0411-1)
Components		free from silicone and halogen

Ordering data

Description	Color	Type	Order No.	Pcs. / Pkt.
UniCard, for labeling terminal blocks with a marker groove				
	white	**UC-TM 10**	**0818069**	10
	red	**UC-TM 10 RD**	**0818454**	10
	orange	**UC-TM 10 OG**	**0818425**	10
	yellow	**UC-TM 10 YE**	**0818438**	10
	violet	**UC-TM 10 VT**	**0815936**	10
	blue	**UC-TM 10 BU**	**0818441**	10
	green	**UC-TM 10 GN**	**0818467**	10
UniCard, for labeling terminal blocks with a marker groove, **labeled acc. to customer specifications**[1])				
	white	**UC-TM 10 CUS**	**0824605**	1
	white	**UC-TM 10 RD CUS**	**0824609**	1
	white	**UC-TM 10 OG CUS**	**0824608**	1
	white	**UC-TM 10 YE CUS**	**0824611**	1
	white	**UC-TM 10 VT CUS**	**0824610**	1
	white	**UC-TM 10 BU CUS**	**0824606**	1
	white	**UC-TM 10 GN CUS**	**0824607**	1

Accessories

Magazine, for CMS-P1-PLOTTER		**P1 UC-MAG 1**	**5146079**	1

PRINTED FOR YOU

40 markers for a terminal block width of 12 mm

PRINTED FOR YOU

32 markers for a terminal block width of 16 mm

Technical data

BLUEMARK CLED • BLUEMARK LED • CMS-P1-PLOTTER
40
5
PA
V2
-40 ... 120
DIN EN 61010-1 (VDE 0411-1)
free from silicone and halogen

Ordering data

Type	Order No.	Pcs. / Pkt.
UC-TM 12	**0819194**	10
UC-TM 12 RD	**0817701**	10
UC-TM 12 OG	**0817691**	10
UC-TM 12 YE	**0819204**	10
UC-TM 12 VT	**0822660**	10
UC-TM 12 BU	**0817785**	10
UC-TM 12 GN	**0817808**	10
UC-TM 12 CUS	**0824613**	1
UC-TM 12 RD CUS	**0824617**	1
UC-TM 12 OG CUS	**0824616**	1
UC-TM 12 YE CUS	**0824619**	1
UC-TM 12 VT CUS	**0824618**	1
UC-TM 12 BU CUS	**0824614**	1
UC-TM 12 GN CUS	**0824615**	1

Accessories

P1 UC-MAG 1	**5146079**	1

Technical data

BLUEMARK CLED • BLUEMARK LED • CMS-P1-PLOTTER
32
4
PA
V2
-40 ... 120
DIN EN 61010-1 (VDE 0411-1)
free from silicone and halogen

Ordering data

Type	Order No.	Pcs. / Pkt.
UC-TM 16	**0819217**	10
UC-TM 16 RD	**0817798**	10
UC-TM 16 OG	**0817772**	10
UC-TM 16 YE	**0819220**	10
UC-TM 16 VT	**0822673**	10
UC-TM 16 BU	**0817769**	10
UC-TM 16 GN	**0817756**	10
UC-TM 16 CUS	**0824621**	1
UC-TM 16 RD CUS	**0824625**	1
UC-TM 16 OG CUS	**0824624**	1
UC-TM 16 YE CUS	**0824627**	1
UC-TM 16 VT CUS	**0824626**	1
UC-TM 16 BU CUS	**0824622**	1
UC-TM 16 GN CUS	**0824623**	1

Accessories

P1 UC-MAG 1	**5146079**	1

UniCard terminal marking for a flat marker groove



– The UC-TMF ... UniCard labeling range includes markers for products with tall and flat marker grooves
– Labeling service: Phoenix Contact can custom-label all UniCard markers in accordance with your requirements

Notes:

An overview of the markable terminal blocks that are available from Phoenix Contact can be found starting on page 112.

[1]) For ordering example, see page 359.

Can be printed with:

UV LED technology

Plotter

120 markers for a terminal block width of 4.2 mm

Technical data

General data		
Can be printed with:		BLUEMARK CLED • BLUEMARK LED • CMS-P1-PLOTTER
Number of individual labels		120
Number of individual labels per strip		15
Material		PA
Inflammability class according to UL 94		V2
Temperature range	[°C]	-40 ... 120
Wipe resistance		DIN EN 61010-1 (VDE 0411-1)
Components		free from silicone and halogen

Ordering data

Description	Color	Type	Order No.	Pcs. / Pkt.
UniCard, for labeling terminal blocks with a flat marker groove				
	white	**UC-TMF 4**	**0818166**	10
	red	**UC-TMF 4 RD**	**0818506**	10
	orange	**UC-TMF 4 OG**	**0818470**	10
	yellow	**UC-TMF 4 YE**	**0818483**	10
	violet	**UC-TMF 4 VT**	**0815897**	10
	blue	**UC-TMF 4 BU**	**0818496**	10
	green	**UC-TMF 4 GN**	**0818519**	10
UniCard, for labeling terminal blocks with a flat marker groove, **labeled acc. to customer specifications**[1])				
	white	**UC-TMF 4 CUS**	**0824630**	1
	red	**UC-TMF 4 RD CUS**	**0824634**	1
	orange	**UC-TMF 4 OG CUS**	**0824633**	1
	yellow	**UC-TMF 4 YE CUS**	**0824636**	1
	violet	**UC-TMF 4 VT CUS**	**0824635**	1
	blue	**UC-TMF 4 BU CUS**	**0824631**	1
	green	**UC-TMF 4 GN CUS**	**0824632**	1

Accessories

Magazine, for CMS-P1-PLOTTER		
P1 UC-MAG 4	**5146105**	1



PRINTED FOR YOU

96 markers for a terminal block width of 5.2 mm

Technical data

BLUEMARK CLED • BLUEMARK LED • CMS-P1-PLOTTER
96
12
PA
V2
-40 ... 120
DIN EN 61010-1 (VDE 0411-1)
free from silicone and halogen

Ordering data

Type	Order No.	Pcs. / Pkt.
UC-TMF 5	**0818153**	10
UC-TMF 5 RD	**0818551**	10
UC-TMF 5 OG	**0818522**	10
UC-TMF 5 YE	**0818535**	10
UC-TMF 5 VT	**0815907**	10
UC-TMF 5 BU	**0818548**	10
UC-TMF 5 GN	**0818564**	10
UC-TMF 5 CUS	**0824638**	1
UC-TMF 5 RD CUS	**0824642**	1
UC-TMF 5 OG CUS	**0824641**	1
UC-TMF 5 YE CUS	**0824644**	1
UC-TMF 5 VT CUS	**0824643**	1
UC-TMF 5 BU CUS	**0824639**	1
UC-TMF 5 GN CUS	**0824640**	1

Accessories

P1 UC-MAG 4	**5146105**	1

PRINTED FOR YOU

80 markers for a terminal block width of 6.2 mm

Technical data

BLUEMARK CLED • BLUEMARK LED • CMS-P1-PLOTTER
80
10
PA
V2
-40 ... 120
DIN EN 61010-1 (VDE 0411-1)
free from silicone and halogen

Ordering data

Type	Order No.	Pcs. / Pkt.
UC-TMF 6	**0818140**	10
UC-TMF 6 RD	**0818603**	10
UC-TMF 6 OG	**0818577**	10
UC-TMF 6 YE	**0818580**	10
UC-TMF 6 VT	**0815910**	10
UC-TMF 6 BU	**0818593**	10
UC-TMF 6 GN	**0818616**	10
UC-TMF 6 CUS	**0824646**	1
UC-TMF 6 RD CUS	**0824650**	1
UC-TMF 6 OG CUS	**0824649**	1
UC-TMF 6 YE CUS	**0824652**	1
UC-TMF 6 VT CUS	**0824651**	1
UC-TMF 6 BU CUS	**0824647**	1
UC-TMF 6 GN CUS	**0824648**	1

Accessories

P1 UC-MAG 4	**5146105**	1

PRINTED FOR YOU

56 markers for a terminal block width of 8.2 mm

Technical data

BLUEMARK CLED • BLUEMARK LED • CMS-P1-PLOTTER
56
7
PA
V2
-40 ... 120
DIN EN 61010-1 (VDE 0411-1)
free from silicone and halogen

Ordering data

Type	Order No.	Pcs. / Pkt.
UC-TMF 8	**0818137**	10
UC-TMF 8 RD	**0818658**	10
UC-TMF 8 OG	**0818629**	10
UC-TMF 8 YE	**0818632**	10
UC-TMF 8 VT	**0815923**	10
UC-TMF 8 BU	**0818645**	10
UC-TMF 8 GN	**0818661**	10
UC-TMF 8 CUS	**0824654**	1
UC-TMF 8 RD CUS	**0824658**	1
UC-TMF 8 OG CUS	**0824657**	1
UC-TMF 8 YE CUS	**0824660**	1
UC-TMF 8 VT CUS	**0824659**	1
UC-TMF 8 BU CUS	**0824655**	1
UC-TMF 8 GN CUS	**0824656**	1

Accessories

P1 UC-MAG 4	**5146105**	1

UniCard terminal marking for a flat marker groove



– The UC-TMF ... UniCard labeling range includes markers for products with tall and flat marker grooves
– Labeling service: Phoenix Contact can custom-label all UniCard markers in accordance with your requirements

Notes:

1) For ordering example, see page 359.

Can be printed with:

UV LED technology

Plotter

48 markers for a terminal block width of 10.2 mm

Technical data

General data		
Can be printed with:		BLUEMARK CLED • BLUEMARK LED • CMS-P1-PLOTTER
Number of individual labels		48
Number of individual labels per strip		6
Material		PA
Inflammability class according to UL 94		V2
Temperature range	[°C]	-40 ... 120
Wipe resistance		DIN EN 61010-1 (VDE 0411-1)
Components		free from silicone and halogen

Ordering data

Description	Color	Type	Order No.	Pcs. / Pkt.
UniCard materials, for labeling terminal blocks with a flat marker groove				
	white	**UC-TMF 10**	**0818124**	10
	red	**UC-TMF 10 RD**	**0818700**	10
	orange	**UC-TMF 10 OG**	**0818674**	10
	yellow	**UC-TMF 10 YE**	**0818687**	10
	violet	**UC-TMF 10 VT**	**0815981**	10
	blue	**UC-TMF 10 BU**	**0818690**	10
	green	**UC-TMF 10 GN**	**0818713**	10
UniCard, for labeling terminal blocks with a flat marker groove, **labeled acc. to customer specifications**[1])				
	white	**UC-TMF 10 CUS**	**0824662**	1
	red	**UC-TMF 10 RD CUS**	**0824666**	1
	orange	**UC-TMF 10 OG CUS**	**0824665**	1
	yellow	**UC-TMF 10 YE CUS**	**0824668**	1
	violet	**UC-TMF 10 VT CUS**	**0824667**	1
	blue	**UC-TMF 10 BU CUS**	**0824663**	1
	green	**UC-TMF 10 GN CUS**	**0824664**	1

Accessories

Magazine, for CMS-P1-PLOTTER		
P1 UC-MAG 4	**5146105**	1

PRINTED FOR YOU

40 markers for a terminal block width of 12 mm

PRINTED FOR YOU

32 markers for a terminal block width of 16 mm

Technical data

BLUEMARK CLED • BLUEMARK LED • CMS-P1-PLOTTER
40
5
PA
V2
-40 ... 120
DIN EN 61010-1 (VDE 0411-1)
free from silicone and halogen

Ordering data

Type	Order No.	Pcs. / Pkt.
UC-TMF 12	**0819233**	10
UC-TMF 12 RD	**0817840**	10
UC-TMF 12 OG	**0817866**	10
UC-TMF 12 YE	**0819246**	10
UC-TMF 12 VT	**0822686**	10
UC-TMF 12 BU	**0817853**	10
UC-TMF 12 GN	**0817837**	10
UC-TMF 12 CUS	**0824670**	1
UC-TMF 12 RD CUS	**0824674**	1
UC-TMF 12 OG CUS	**0824673**	1
UC-TMF 12 YE CUS	**0824676**	1
UC-TMF 12 VT CUS	**0824675**	1
UC-TMF 12 BU CUS	**0824671**	1
UC-TMF 12 GN CUS	**0824672**	1

Accessories

P1 UC-MAG 4	**5146105**	1

Technical data

BLUEMARK CLED • BLUEMARK LED • CMS-P1-PLOTTER
32
4
PA
V2
-40 ... 120
DIN EN 61010-1 (VDE 0411-1)
free from silicone and halogen

Ordering data

Type	Order No.	Pcs. / Pkt.
UC-TMF 16	**0819262**	10
UC-TMF 16 RD	**0817824**	10
UC-TMF 16 OG	**0817811**	10
UC-TMF 16 YE	**0819259**	10
UC-TMF 16 VT	**0822699**	10
UC-TMF 16 BU	**0817905**	10
UC-TMF 16 GN	**0817921**	10
UC-TMF 16 CUS	**0824678**	1
UC-TMF 16 RD CUS	**0824682**	1
UC-TMF 16 OG CUS	**0824681**	1
UC-TMF 16 YE CUS	**0824684**	1
UC-TMF 16 VT CUS	**0824683**	1
UC-TMF 16 BU CUS	**0824679**	1
UC-TMF 16 GN CUS	**0824680**	1

Accessories

P1 UC-MAG 4	**5146105**	1

UniCard terminal marking for marking stud holders

– The UC-TMN ... UniCard labeling range includes markers for products with a marking stud holder, such as mini terminal blocks, transformer terminal blocks or COMBICON PCB connection terminal blocks
– The markers, which are supplied in uniform sheets, can be printed onto quickly and easily using the BLUEMARK CLED
– The format automatically ensures printing with a high level of positional accuracy
– The multi-section marking strips are easy to fit and can be easily separated if required
– The sheets provide space for including function texts
– Labeling service: Phoenix Contact can custom-label all UniCard markers in accordance with your requirements

Notes:

An overview of the markable terminal blocks that are available from Phoenix Contact can be found starting on page 112.

[1]) For ordering example, see page 359.

Can be printed with:

UV LED technology

Plotter

Stud-type markers for terminal block widths of 5.2 / 7.5 / 10 mm

Technical data

General data		
Can be printed with:		BLUEMARK CLED • BLUEMARK LED • CMS-P1-PLOTTER
Material		PA
Inflammability class according to UL 94		V2
Temperature range	[°C]	-40 ... 120
Wipe resistance		DIN EN 61010-1 (VDE 0411-1)
Components		free from silicone and halogen

Ordering data

Description	Color	Type	Order No.	Pcs. / Pkt.
UniCard, for labeling transformer terminal blocks				
96-section	white	**UC-TMN 5,2**	**0822945**	10
64-section	white	**UC-TMN 7,5**	**0821823**	10
48-section	white	**UC-TMN 10**	**0828554**	10

Accessories

Magazine, for CMS-P1-PLOTTER			
		P1 UC-MAG 1	**5146079**	1

PRINTED FOR YOU

Labeled according to customer specifications

Technical data

-
PA
V2
-40 ... 120
DIN EN 61010-1 (VDE 0411-1)
free from silicone and halogen

Ordering data

Type	Order No.	Pcs. / Pkt.
UC-TMN 5,2 CUS	**0826857**	1
UC-TMN 7,5 CUS	**0824690**	1
UC-TMN 10 CUS	**0829109**	1

Accessories

Zack marker strip terminal marking for a tall marker groove

- The ZB zack marker strip system is a labeling solution for modular terminal blocks and electronic modules with tall marker grooves
- The multi-section marking strips are easy to fit and can be easily separated if required
- Different pitches are possible on request
- Unlabeled marking strips can be custom-labeled with a plotter or by hand
- Labeling service: Phoenix Contact can custom-label all zack marker strip markers in accordance with your requirements

Selection of labeling direction

- Please take care to select the correct labeling direction for printed products
- ① "Printed horizontally" labeling, text is the right way round for a horizontally arranged terminal strip
- ② "Printed vertically" labeling, text is the right way round for a vertically arranged terminal strip

Notes:

[1]) **10 identically marked** strips make up one packing unit (PU).

[2]) For ordering example, see page 359.

Can be printed with:

Plotter

Markers for a terminal block width of 3.5 mm

Technical data

General data		
Can be printed with:		CMS-P1-PLOTTER
Material		PA
Inflammability class according to UL 94		V2
Temperature range	[°C]	-40 ... 100
Wipe resistance		DIN EN 61010-1 (VDE 0411-1)
Components		free from silicone and halogen

Ordering data

Description	Color	Type	Order No.	Pcs. / Pkt.
Zack marker strip, 10-section, unprinted: pack contains enough to label 100 terminal blocks	white	ZB 3,5:UNBEDRUCKT	0829414	10
as above, however, large batch, sufficient for 1000 terminal blocks	white			
Zack marker strip, printed horizontally, ten sections with consecutive numbers, e.g., 1 - 10, 11 - 20, etc. up to 91 - 100, (ZB 3,5 and ZB 4, max. 2 digits)[1])	white	ZB 3,5,LGS:FORTL.ZAHLEN	0801404	10
Zack marker strip, printed horizontally, 10-section, with same numbers, e.g., 1/1/1, 2/2/2, etc. up to 100/100/100[1])	white			
Zack marker strip, 10-section, printed horizontally: with L1, L2, L3, N, PE[1])	white			
U, V, W, N, ⏚	white			
Zack marker strip, printed vertically, 10-section, with consecutive numbers, e.g., 1-10, 11-20, etc. up to 91-100[1])	white	ZB 3,5,QR:FORT.ZAHLEN	0801405	10
Special marking zack marker strip, 10-section, separable, labeled acc. to customer specifications, (ZB 3,5 and ZB 4, max. 2 digits), please specify the required marking when ordering[2])	white	ZB 3,5 CUS	0829415	1

Accessories

Magazine, for CMS-P1-PLOTTER	CMS-P1-M/ZB	5144699	1

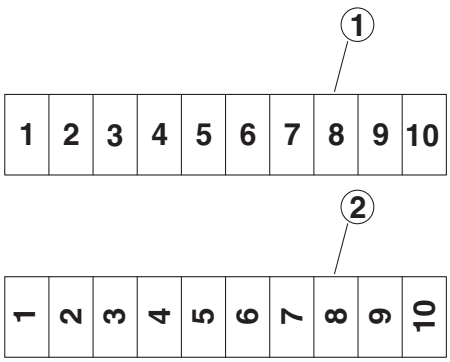

PRINTED FOR YOU

Markers for a terminal block width of 4.2 mm

Technical data

CMS-P1-PLOTTER
PA
V2
-40 ... 100
DIN EN 61010-1 (VDE 0411-1)
free from silicone and halogen

Ordering data

Type	Order No.	Pcs. / Pkt.
ZB 4 :UNBEDRUCKT	0805001	10
ZB 4/WH-100:UNBEDRUCKT	0805810	100
ZB 4,LGS:FORTL.ZAHLEN	0805739	10
ZB 4,QR:FORTL.ZAHLEN	0805807	10
ZB 4 CUS	0824951	1

Accessories

CMS-P1-M/ZB	5144699	1

PRINTED FOR YOU

Markers for a terminal block width of 5.2 mm

Technical data

CMS-P1-PLOTTER
PA
V2
-40 ... 100
DIN EN 61010-1 (VDE 0411-1)
free from silicone and halogen

Ordering data

Type	Order No.	Pcs. / Pkt.
ZB 5 :UNBEDRUCKT	1050004	10
ZB 5/WH-100:UNBEDRUCKT	5060906	100
ZB 5,LGS:FORTL.ZAHLEN	1050017	10
ZB 5,LGS:GLEICHE ZAHLEN	1050033	10
ZB 5,LGS:L1-N,PE	1050415	10
ZB 5,QR:FORTL.ZAHLEN	1050020	10
ZB 5 CUS	0824962	1

Accessories

CMS-P1-M/ZB	5144699	1

PRINTED FOR YOU

Markers for a terminal block width of 5.08 mm

Technical data

CMS-P1-PLOTTER
PA
V2
-40 ... 100
DIN EN 61010-1 (VDE 0411-1)
free from silicone and halogen

Ordering data

Type	Order No.	Pcs. / Pkt.
ZB 5,08:UNBEDRUCKT	0809793	10
ZB 5,08,LGS:FORTL.ZAHLEN	0809803	10
ZB 5,08,LGS:L1-N,PE	0809832	10
ZB 5,08,LGS:U-N	0809845	10
ZB 5,08,QR:FORTL.ZAHLEN	0809858	10
ZB 5,08 CUS	0824963	1

Accessories

CMS-P1-M/ZB	5144699	1

Zack marker strip terminal marking for a tall marker groove

– The ZB zack marker strip system is a labeling solution for modular terminal blocks and electronic modules with tall marker grooves
– Labeling service: Phoenix Contact can custom-label all zack marker strip markers in accordance with your requirements

Notes:

[1]) **10 identically marked** strips make up one packing unit (PU).

[2]) For ordering example, see page 359.

PRINTED FOR YOU

Markers for a terminal block width of 6.2 mm

PRINTED FOR YOU

Markers for a terminal block width of 6.6 mm

		Technical data	Technical data
General data			
Can be printed with:		CMS-P1-PLOTTER	CMS-P1-PLOTTER
Material		PA	PA
Inflammability class according to UL 94		V2	V2
Temperature range	[°C]	-40 ... 100	-40 ... 100
Wipe resistance		DIN EN 61010-1 (VDE 0411-1)	DIN EN 61010-1 (VDE 0411-1)
Components		free from silicone and halogen	free from silicone and halogen

		Ordering data			Ordering data		
Description	Color	Type	Order No.	Pcs. / Pkt.	Type	Order No.	Pcs. / Pkt.
Zack marker strip, 10-section, unprinted: pack contains enough to label 100 terminal blocks	white	**ZB 6:UNBEDRUCKT**	**1051003**	10	**ZB 6,6:UNBEDRUCKT**	**1052332**	10
as above, however, large batch, sufficient for 1000 terminal blocks	white						
Zack marker strip, printed horizontally, 10-section, with consecutive numbers, e.g., 1-10, 11-20, etc. up to 91-100	white	**ZB 6,LGS:FORTL.ZAHLEN**	**1051016**	10	**ZB 6,6,LGS:FORTL.ZAHLEN**	**1052345**	10
Zack marker strip, printed horizontally, 10-section, with same numbers, e.g., 1/1/1, 2/2/2, etc. up to 100/100/100	white	**ZB 6,LGS:GLEICHE ZAHLEN**	**1051032**	10			
Zack marker strip, 10-section, printed horizontally: with L1, L2, L3, N, PE	white	**ZB 6,LGS:L1-N,PE**	**1051414**	10			
U, V, W, N, ⏚	white	**ZB 6,LGS:U-N**	**1051430**	10			
Zack marker strip, printed vertically, 10-section, with consecutive numbers, e.g., 1-10, 11-20, etc. up to 91-100[1])	white	**ZB 6,QR:FORTL.ZAHLEN**	**1051029**	10			
Zack marker strip, special printing, 10-section, divisible, marking according to customer requirements, please specify the desired marking with order[2])	white	**ZB 6 CUS**	**0824992**	1	**ZB 6,6 CUS**	**0824978**	1
		Accessories			Accessories		
Magazine, for CMS-P1-PLOTTER		**CMS-P1-M/ZB**	**5144699**	1	**CMS-P1-M/ZB**	**5144699**	1



Markers for a terminal block width of 7.5 mm

Technical data

CMS-P1-PLOTTER
PA
V2
-40 ... 100
DIN EN 61010-1 (VDE 0411-1)
free from silicone and halogen

Ordering data

Type	Order No.	Pcs. / Pkt.
ZB 7,5:UNBEDRUCKT	0803948	10
ZB 7,5 CUS	0824994	1

Accessories

CMS-P1-M/ZB	5144699	1



Markers for a terminal block width of 7.62 mm

Technical data

CMS-P1-PLOTTER
PA
V2
-40 ... 100
DIN EN 61010-1 (VDE 0411-1)
free from silicone and halogen

Ordering data

Type	Order No.	Pcs. / Pkt.
ZB 7,62:UNBEDRUCKT	1054000	10
ZB 7,62/WH-100:UNBEDRUCKT	5060922	100
ZB 7,62,LGS:FORTL.ZAHLEN	1054233	10
ZB 7,62 CUS	0824997	1

Accessories

CMS-P1-M/ZB	5144699	1

Markers for a terminal block width of 8.2 mm

Technical data

CMS-P1-PLOTTER
PA
V2
-40 ... 100
DIN EN 61010-1 (VDE 0411-1)
free from silicone and halogen

Ordering data

Type	Order No.	Pcs. / Pkt.
ZB 8:UNBEDRUCKT	1052002	10
ZB 8/WH-100:UNBEDRUCKT	5060896	100
ZB 8,LGS:FORTL.ZAHLEN	1052015	10
ZB 8,LGS:L1-N,PE	1052413	10
ZB 8,QR:FORTL.ZAHLEN	1052028	10
ZB 8 CUS	0825011	1

Accessories

CMS-P1-M/ZB	5144699	1

Zack marker strip terminal marking for a tall marker groove

– The ZB zack marker strip system is a labeling solution for modular terminal blocks and electronic modules with tall marker grooves
– Labeling service: Phoenix Contact can custom-label all zack marker strip markers in accordance with your requirements

Notes:

[1]) **10 identically marked** strips make up one packing unit (PU).

Markers for a terminal block width of 9 mm

Markers for a terminal block width of 10.2 mm

Technical data

General data			
Can be printed with:		CMS-P1-PLOTTER	CMS-P1-PLOTTER
Material		PA	PA
Inflammability class according to UL 94		V2	V2
Temperature range	[°C]	-40 ... 100	-40 ... 100
Wipe resistance		DIN EN 61010-1 (VDE 0411-1)	DIN EN 61010-1 (VDE 0411-1)
Components		free from silicone and halogen	free from silicone and halogen

Ordering data

Description	Color	Type	Order No.	Pcs. / Pkt.	Type	Order No.	Pcs. / Pkt.
Zack marker strip, 10-section, unprinted: pack contains enough to label 100 terminal blocks	white	**ZB 9:UNBEDRUCKT**	**0829127**	10	**ZB 10:UNBEDRUCKT**	**1053001**	10
as above, however, large batch, sufficient for 1000 terminal blocks	white				**ZB10/WH-100:UNBEDRUCKT**	**5060883**	100
5-section	white						
Flat Zack marker strip, 10-section, printed horizontally: with consecutive numbers, e.g., 1–10, 11–20, etc. up to 91–100[1])	white				**ZB10,LGS:FORTL.ZAHLEN**	**1053014**	10
Zack marker strip, printed horizontally, 10-section, with same numbers, e.g., 1/1/1, 2/2/2, etc. up to 100/100/100[1])	white				**ZB10,LGS:GLEICHE ZAHLEN**	**1053030**	10
Zack marker strip, 10-section, printed horizontally: with L1, L2, L3, N, PE[1])	white				**ZB10,LGS:L1-N,PE**	**1053412**	10
U, V, W, N, ⏚	white				**ZB10,LGS:U-N**	**1053438**	10
5-section	white						
Zack marker strip, printed vertically, 10-section, with consecutive numbers, e.g., 1-10, 11-20, etc. up to 91-100[1])	white				**ZB10,QR:FORTL.ZAHLEN**	**1053027**	10
Zack marker strip, special printing, 10-section, divisible, marking according to customer requirements, please specify the desired marking with order	white	**ZB 9 CUS**	**0829128**	1	**ZB 10 CUS**	**0824941**	1
5-section	white						

Accessories

Magazine, for CMS-P1-PLOTTER	**CMS-P1-M/ZB**	**5144699**	1	**CMS-P1-M/ZB**	**5144699**	1

Markers for a terminal block width of 12 mm

Markers for a terminal block width of 13 mm

Markers for a terminal block width of 15 mm

Technical data

CMS-P1-PLOTTER
PA
V2
-40 ... 100
DIN EN 61010-1 (VDE 0411-1)
free from silicone and halogen

Ordering data

Type	Order No.	Pcs. / Pkt.
ZB 12:UNPRINTED	0812120	10
ZB 12,LGS:L1-N,PE	0812146	10
ZB 12 CUS	0824942	1

Accessories

CMS-P1-M/ZB	5144699	1

Technical data

CMS-P1-PLOTTER
PA
V2
-40 ... 100
DIN EN 61010-1 (VDE 0411-1)
free from silicone and halogen

Ordering data

Type	Order No.	Pcs. / Pkt.
ZB 13:UNBEDRUCKT	0829131	10
ZB 13 CUS	0829132	1

Accessories

CMS-P1-M/ZB	5144699	1

Technical data

CMS-P1-PLOTTER
PA
V2
-40 ... 100
DIN EN 61010-1 (VDE 0411-1)
free from silicone and halogen

Ordering data

Type	Order No.	Pcs. / Pkt.
ZB 15:UNBEDRUCKT	0811972	10
ZB 15,LGS:L1-N,PE	0811998	10
ZB 15 CUS	0824945	1

Accessories

CMS-P1-M/ZB	5144699	1

Zack marker strip terminal marking for a tall marker groove

– The ZB zack marker strip system is a labeling solution for modular terminal blocks and electronic modules with tall marker grooves
– Labeling service: Phoenix Contact can custom-label all zack marker strip markers in accordance with your requirements

Notes:

[1]) **10 identically marked** strips make up one packing unit (PU).

[2]) For ordering example, see page 359.

Markers for a terminal block width of 16.3 mm

Markers for a terminal block width of 17 mm

Technical data

General data			
Can be printed with:		CMS-P1-PLOTTER	CMS-P1-PLOTTER
Material		PA	PA
Inflammability class according to UL 94		V2	V2
Temperature range	[°C]	-40 ... 100	-40 ... 100
Wipe resistance		DIN EN 61010-1 (VDE 0411-1)	DIN EN 61010-1 (VDE 0411-1)
Components		free from silicone and halogen	free from silicone and halogen

Ordering data

Description	Color	Type	Order No.	Pcs. / Pkt.	Type	Order No.	Pcs. / Pkt.
Zack marker strip, 5-section, unprinted: pack contains enough to label 50 terminal blocks							
	white	**ZB 16,3:UNPRINTED**	**0820222**	10	**ZB 17:UNBEDRUCKT**	**0829391**	10
4-part, for 40 terminals	white						
Zack marker strip, 5-section, printed horizontally: With L1, L2, L3, N, PE[1])							
	white						
4-section	white						
Zack marker strip, special printing, 5-section, divisible, marking according to customer requirements, please specify the desired marking with order[2])							
	white	**ZB 16,3 CUS**	**0824946**	1	**ZB 17 CUS**	**0829393**	1
4-section	white						

Accessories

Magazine, for CMS-P1-PLOTTER							
		CMS-P1-M/ZB	**5144699**	1	**CMS-P1-M/ZB**	**5144699**	1

Markers for a terminal block width of 18 mm

Markers for a terminal block width of 22 mm

Technical data

CMS-P1-PLOTTER
PA
V2
-40 ... 100
DIN EN 61010-1 (VDE 0411-1)
free from silicone and halogen

Ordering data

Type	Order No.	Pcs. / Pkt.
ZB 18:UNBEDRUCKT	0811833	10
ZB 18,LGS:L1-N,PE	0811846	10
ZB 18 CUS	0824947	1

Accessories

CMS-P1-M/ZB	5144699	1

Technical data

CMS-P1-PLOTTER
PA
V2
-40 ... 100
DIN EN 61010-1 (VDE 0411-1)
free from silicone and halogen

Ordering data

Type	Order No.	Pcs. / Pkt.
ZB 22:UNBEDRUCKT	0811862	10
ZB 22,LGS:L1-N,PE	0811875	10
ZB 22 CUS	0824949	1

Accessories

CMS-P1-M/ZB	5144699	1

Zack marker strip terminal marking for a flat marker groove

- The ZBF flat zack marker strip system is a labeling solution for modular terminal blocks and electronic modules with tall and flat marker grooves
- The multi-section marking strips are easy to fit and can be easily separated if required
- Different pitches are possible on request
- Unlabeled marking strips can be custom-labeled with a plotter or by hand
- Labeling service: Phoenix Contact can custom-label all zack marker strip markers in accordance with your requirements

Selection of labeling direction

- Please take care to select the correct labeling direction for printed products
- ① "Printed horizontally" labeling, text is the right way round for a horizontally arranged terminal strip
- ② "Printed vertically" labeling, text is the right way round for a vertically arranged terminal strip

Notes:
An overview of the markable terminal blocks that are available from Phoenix Contact can be found starting on page 112.
[1]) **10 identically marked** strips make up one packing unit (PU).
[2]) For ordering example, see page 359.

Can be printed with:

Plotter

Markers for a terminal block width of 3.5 mm

Technical data

General data		
Can be printed with:		CMS-P1-PLOTTER
Material		PA
Inflammability class according to UL 94		V2
Temperature range	[°C]	-40 ... 100
Wipe resistance		DIN EN 61010-1 (VDE 0411-1)
Components		free from silicone and halogen

Ordering data

Description	Color	Type	Order No.	Pcs. / Pkt.
Zack marker strip, flat, 10-section, unprinted: pack contains enough to label 100 terminal blocks	white	ZBF 3,5:UNBEDRUCKT	0829392	10
as above, however, large batch, sufficient for 1000 terminal blocks	white			
Zack marker strip, flat, printed horizontally, ten sections with consecutive numbers, e.g., 1 - 10, 11 - 20, etc. up to 91 - 100, (ZBF 3,5 and ZBF 4, max. 2 digits)[1])	white	ZBF 3,5,LGS:FORTL.ZAHLEN	0801406	10
Zack marker strip, flat, printed horizontally, 10-section, with even numbers, e.g., 2-20, 22-40, etc. up to 82-100, (ZBF 4 max. 2-digit)[1])	white			
Zack marker strip, flat, printed horizontally, 10-section, with odd numbers, e.g., 1-19, 21-39, etc. up to 81-99, (ZBF 4 max. 2-digit)[1])	white			
Zack marker strip, flat, printed vertically, 10-section, with consecutive numbers, e.g., 1-10, 11-20, etc. up to 91-100[1])	white	ZBF 3,5,QR:FORTL.ZAHLEN	0801407	10
Special marking zack marker strip, flat, 10-section, separable, marking acc. to customer specifications, (ZBF 3,5 and ZBF 4 max. 2 digits), please specify the required marking when ordering[2])	white	ZBF 3,5 CUS	0829394	1

Accessories

Magazine, for CMS-P1-PLOTTER		CMS-P1-M/ZBF	5144709	1

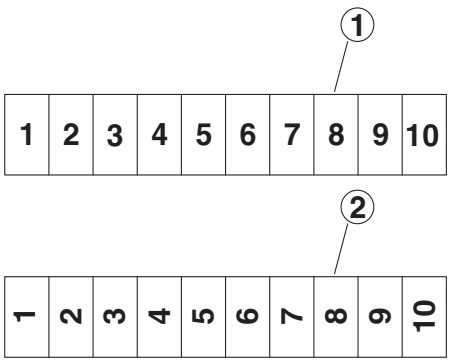

Markers for a terminal block width of 4.2 mm

Markers for a terminal block width of 5.2 mm

Markers for a terminal block width of 6.2 mm

Technical data

CMS-P1-PLOTTER
PA
V2
-40 ... 100
DIN EN 61010-1 (VDE 0411-1)
free from silicone and halogen

Ordering data

Type	Order No.	Pcs. / Pkt.
ZBF 4:UNBEDRUCKT	**0808587**	10
ZBF 4/WH-100:UNBEDRUCKT	**0808613**	100
ZBF 4,LGS:FORTL.ZAHLEN	**0808626**	10
ZBF 4,LGS:GERADE ZAHLEN	**0810818**	10
ZBF 4,LGS:UNGERADE ZAHLEN	**0810850**	10
ZBF 4,QR:FORTL.ZAHLEN	**0808820**	10
ZBF 4 CUS	**0825023**	1

Accessories

CMS-P1-M/ZBF	**5144709**	1

Technical data

CMS-P1-PLOTTER
PA
V2
-40 ... 100
DIN EN 61010-1 (VDE 0411-1)
free from silicone and halogen

Ordering data

Type	Order No.	Pcs. / Pkt.
ZBF 5:UNBEDRUCKT	**0808642**	10
ZBF 5/WH-100:UNBEDRUCKT	**0808668**	100
ZBF 5,LGS:FORTL.ZAHLEN	**0808671**	10
ZBF 5,LGS:GERADE ZAHLEN	**0810821**	10
ZBF 5,LGS:UNGERADE ZAHLEN	**0810863**	10
ZBF 5,QR:FORTL.ZAHLEN	**0808697**	10
ZBF 5 CUS	**0825025**	1

Accessories

CMS-P1-M/ZBF	**5144709**	1

Technical data

CMS-P1-PLOTTER
PA
V2
-40 ... 100
DIN EN 61010-1 (VDE 0411-1)
free from silicone and halogen

Ordering data

Type	Order No.	Pcs. / Pkt.
ZBF 6:UNBEDRUCKT	**0808710**	10
ZBF 6/WH-100:UNBEDRUCKT	**0808736**	100
ZBF 6,LGS:FORTL.ZAHLEN	**0808749**	10
ZBF 6,LGS:GERADE ZAHLEN	**0810834**	10
ZBF 6,LGS:UNGERADE ZAHLEN	**0810876**	10
ZBF 6,QR:FORTL.ZAHLEN	**0808765**	10
ZBF 6 CUS	**0825027**	1

Accessories

CMS-P1-M/ZBF	**5144709**	1

Zack marker strip terminal marking for a flat marker groove

– The ZBF flat zack marker strip system is a labeling solution for modular terminal blocks and electronic modules with tall and flat marker grooves
– Labeling service: Phoenix Contact can custom-label all zack marker strip markers in accordance with your requirements

Notes:

[1]) **10 identically marked** strips make up one packing unit (PU).

[2]) For ordering example, see page 359.

Markers for a terminal block width of 7.5 mm

Markers for a terminal block width of 8.2 mm

		Technical data	Technical data
General data			
Can be printed with:		CMS-P1-PLOTTER	CMS-P1-PLOTTER
Material		PA	PA
Inflammability class according to UL 94		V2	V2
Temperature range	[°C]	-40 ... 100	-40 ... 100
Wipe resistance		DIN EN 61010-1 (VDE 0411-1)	DIN EN 61010-1 (VDE 0411-1)
Components		free from silicone and halogen	free from silicone and halogen

		Ordering data			Ordering data		
Description	Color	Type	Order No.	Pcs. / Pkt.	Type	Order No.	Pcs. / Pkt.
Zack marker strip, flat, 10-section, without color print	white	ZBF 7,5:UNBEDRUCKT	0809942	10	ZBF 8:UNBEDRUCKT	0808781	10
5-section	white						
Zack marker strip, flat, printed horizontally, 10-section, with consecutive numbers, e.g., 1-10, 11-20, etc. up to 91-100[1])	white	ZBF 7,5,LGS:FORTL.ZAHLEN	0809955	10	ZBF 8,LGS:FORTL.ZAHLEN	0808804	10
Zack marker strip, flat, printed vertically, 10-section, with consecutive numbers, e.g., 1-10, 11-20, etc. up to 91-100[1])	white	ZBF 7,5,QR:FORTL.ZAHLEN	0809968	10			
Zack marker strip, flat, special printing, 10-section, divisible, marking according to customer requirements, please specify the desired marking with order[2])	white	ZBF 7,5 CUS	0825028	1	ZBF 8 CUS	0825030	1
5-section	white						

	Accessories			Accessories		
Magazine, for CMS-P1-PLOTTER	CMS-P1-M/ZBF	5144709	1	CMS-P1-M/ZBF	5144709	1

Markers for a terminal block width of 9 mm

Technical data

CMS-P1-PLOTTER
PA
V2
-40 ... 100
DIN EN 61010-1 (VDE 0411-1)
free from silicone and halogen

Ordering data

Type	Order No.	Pcs. / Pkt.
ZBF 9:UNBEDRUCKT	0829129	10
ZBF 9 CUS	0829130	1

Accessories

CMS-P1-M/ZBF	5144709	1

Markers for a terminal block width of 10.2 mm

Technical data

CMS-P1-PLOTTER
PA
V2
-40 ... 100
DIN EN 61010-1 (VDE 0411-1)
free from silicone and halogen

Ordering data

Type	Order No.	Pcs. / Pkt.
ZBF10:UNBEDRUCKT	0809997	10
ZBF10,LGS:FORTL.ZAHLEN	0810009	10
ZBF10,QR:FORTL.ZAHLEN	0810025	10
ZBF10 CUS	0825031	1

Accessories

CMS-P1-M/ZBF	5144709	1

Markers for a terminal block width of 12 mm

Technical data

CMS-P1-PLOTTER
PA
V2
-40 ... 100
DIN EN 61010-1 (VDE 0411-1)
free from silicone and halogen

Ordering data

Type	Order No.	Pcs. / Pkt.
ZBF 12:UNBEDRUCKT	0809735	10
ZBF 12 CUS	0825018	1

Accessories

CMS-P1-M/ZBF	5144709	1

Zack marker strip terminal marking for a flat marker groove

– The ZBF flat zack marker strip system is a labeling solution for modular terminal blocks and electronic modules with tall and flat marker grooves
– Labeling service: Phoenix Contact can custom-label all zack marker strip markers in accordance with your requirements

Notes:

1) For ordering example, see page 359.

Markers for a terminal block width of 13 mm

Markers for a terminal block width of 15 mm

		Technical data	Technical data
General data			
Can be printed with:		CMS-P1-PLOTTER	CMS-P1-PLOTTER
Material		PA	PA
Inflammability class according to UL 94		V2	V2
Temperature range	[°C]	-40 ... 100	-40 ... 100
Wipe resistance		DIN EN 61010-1 (VDE 0411-1)	DIN EN 61010-1 (VDE 0411-1)
Components		free from silicone and halogen	free from silicone and halogen

		Ordering data			Ordering data		
Description	Color	Type	Order No.	Pcs. / Pkt.	Type	Order No.	Pcs. / Pkt.
Zack marker strip, flat, 5-section, without color print	white	ZBF 13:UNBEDRUCKT	0829133	10	ZBF 15:UNBEDRUCKT	0811202	10
Zack marker strip, special printing, 5-section, divisible, marking according to customer requirements, please specify the desired marking with order[1])	white	ZBF 13 CUS	0829134	1	ZBF 15 CUS	0825019	1

	Accessories			Accessories		
Magazine, for CMS-P1-PLOTTER	CMS-P1-M/ZBF	5144709	1	CMS-P1-M/ZBF	5144709	1

Markers for a terminal block width of 16.3 mm

Markers for a terminal block width of 17 mm

Markers for a terminal block width of 19.7 mm

Technical data

CMS-P1-PLOTTER
PA
V2
-40 ... 100
DIN EN 61010-1 (VDE 0411-1)
free from silicone and halogen

Ordering data

Type	Order No.	Pcs. / Pkt.
ZBF 16:UNPRINTED	**0827464**	10
ZBF 16 CUS	**0827465**	1

Accessories

CMS-P1-M/ZBF	**5144709**	1

Technical data

CMS-P1-PLOTTER
PA
V2
-40 ... 100
DIN EN 61010-1 (VDE 0411-1)
free from silicone and halogen

Ordering data

Type	Order No.	Pcs. / Pkt.
ZBF 17:UNBEDRUCKT	**0815020**	10
ZBF 17 CUS	**0825020**	1

Accessories

CMS-P1-M/ZBF	**5144709**	1

Technical data

CMS-P1-PLOTTER
PA
V2
-40 ... 100
DIN EN 61010-1 (VDE 0411-1)
free from silicone and halogen

Ordering data

Type	Order No.	Pcs. / Pkt.
ZBF 19,7:UNBEDRUCKT	**0810627**	10
ZBF 19,7 CUS	**0825021**	1

Accessories

CMS-P1-M/ZBF	**5144709**	1

UniCard terminal marking for a tall marker groove

- The UCT-TM... UniCard labeling range includes markers for products with tall marker grooves
- The markers, which are supplied in uniform sheets, can be printed onto quickly, easily, and precisely using the THERMOMARK CARD and BLUEMARK CLED
- The multi-section marking strips are easy to fit and can be easily separated if required
- The sheets provide space for including function texts
- Labeling service: Phoenix Contact can custom-label all UniCard markers in accordance with your requirements

Notes:

An overview of the markable terminal blocks that are available from Phoenix Contact can be found starting on page 112.

[1]) For ordering example, see page 359.

Can be printed with:

Thermal transfer for sheets and cards

UV LED technology

PRINTED FOR YOU

102 markers for a terminal block width of 3.5 mm

Technical data

General data		
Can be printed with:		THERMOMARK CARD PLUS • THERMOMARK CARD • BLUEMARK CLED • BLUEMARK LED
Number of individual labels		102
Number of individual labels per strip		17
Material		PC
Inflammability class according to UL 94		V0
Temperature range	[°C]	-40 ... 120
Wipe resistance		DIN EN 61010-1 (VDE 0411-1)
Components		free from silicone and halogen

Ordering data

Description	Color	Type	Order No.	Pcs. / Pkt.
UniCard, for labeling terminal blocks with a marker groove				
	white	**UCT-TM 3,5**	**0829484**	10
	red	**UCT-TM 3,5 RD**	**0829505**	10
	orange	**UCT-TM 3,5 OG**	**0829506**	10
	yellow	**UCT-TM 3,5 YE**	**0829485**	10
	violet	**UCT-TM 3,5 VT**	**0829507**	10
	blue	**UCT-TM 3,5 BU**	**0829508**	10
	green	**UCT-TM 3,5 GN**	**0829509**	10
UniCard, for labeling terminal blocks with a marker groove, **labeled acc. to customer specifications**[1])				
	white	**UCT-TM 3,5 CUS**	**0829581**	1
	red	**UCT-TM 3,5 RD CUS**	**0829582**	1
	orange	**UCT-TM 3,5 OG CUS**	**0829583**	1
	yellow	**UCT-TM 3,5 YE CUS**	**0829584**	1
	violet	**UCT-TM 3,5 VT CUS**	**0829585**	1
	blue	**UCT-TM 3,5 BU CUS**	**0829586**	1
	green	**UCT-TM 3,5 GN CUS**	**0829587**	1

Accessories

Magazine, for THERMOMARK CARD ... for accommodating: UCT–TM ..., UCT1–TM ..., UCT5–TM ..., UCT–EM (5X10), UCT-EM (6X10)		**THERMOMARK CARD-UCT-MAG1**	**5146480**	1



PRINTED FOR YOU

84 markers for a terminal block width of 4.2 mm

Technical data

THERMOMARK CARD PLUS • THERMOMARK CARD • BLUEMARK CLED • BLUEMARK LED
84
14
PC
V0
-40 ... 120
DIN EN 61010-1 (VDE 0411-1)
free from silicone and halogen

Ordering data

Type	Order No.	Pcs. / Pkt.
UCT-TM 4	**0828732**	10
UCT-TM 4 RD	**0829149**	10
UCT-TM 4 OG	**0829150**	10
UCT-TM 4 YE	**0828733**	10
UCT-TM 4 VT	**0829151**	10
UCT-TM 4 BU	**0829152**	10
UCT-TM 4 GN	**0829153**	10
UCT-TM 4 CUS	**0829588**	1
UCT-TM 4 RD CUS	**0829589**	1
UCT-TM 4 OG CUS	**0829590**	1
UCT-TM 4 YE CUS	**0829591**	1
UCT-TM 4 VT CUS	**0829592**	1
UCT-TM 4 BU CUS	**0829593**	1
UCT-TM 4 GN CUS	**0829594**	1

Accessories

THERMOMARK CARD-UCT-MAG1	**5146480**	1

PRINTED FOR YOU

72 markers for a terminal block width of 5.2 mm

Technical data

THERMOMARK CARD PLUS • THERMOMARK CARD • BLUEMARK CLED • BLUEMARK LED
72
12
PC
V0
-40 ... 120
DIN EN 61010-1 (VDE 0411-1)
free from silicone and halogen

Ordering data

Type	Order No.	Pcs. / Pkt.
UCT-TM 5	**0828734**	10
UCT-TM 5 RD	**0829154**	10
UCT-TM 5 OG	**0829155**	10
UCT-TM 5 YE	**0828735**	10
UCT-TM 5 VT	**0829156**	10
UCT-TM 5 BU	**0829157**	10
UCT-TM 5 GN	**0829158**	10
UCT-TM 5 CUS	**0829595**	1
UCT-TM 5 RD CUS	**0829596**	1
UCT-TM 5 OG CUS	**0829597**	1
UCT-TM 5 YE CUS	**0829598**	1
UCT-TM 5 VT CUS	**0829599**	1
UCT-TM 5 BU CUS	**0829600**	1
UCT-TM 5 GN CUS	**0829601**	1

Accessories

THERMOMARK CARD-UCT-MAG1	**5146480**	1

PRINTED FOR YOU

60 markers for a terminal block width of 6.2 mm

Technical data

THERMOMARK CARD PLUS • THERMOMARK CARD • BLUEMARK CLED • BLUEMARK LED
60
10
PC
V0
-40 ... 120
DIN EN 61010-1 (VDE 0411-1)
free from silicone and halogen

Ordering data

Type	Order No.	Pcs. / Pkt.
UCT-TM 6	**0828736**	10
UCT-TM 6 RD	**0829159**	10
UCT-TM 6 OG	**0829160**	10
UCT-TM 6 YE	**0828737**	10
UCT-TM 6 VT	**0829161**	10
UCT-TM 6 BU	**0829162**	10
UCT-TM 6 GN	**0829163**	10
UCT-TM 6 CUS	**0829602**	1
UCT-TM 6 RD CUS	**0829603**	1
UCT-TM 6 OG CUS	**0829604**	1
UCT-TM 6 YE CUS	**0829605**	1
UCT-TM 6 VT CUS	**0829606**	1
UCT-TM 6 BU CUS	**0829607**	1
UCT-TM 6 GN CUS	**0829608**	1

Accessories

THERMOMARK CARD-UCT-MAG1	**5146480**	1

UniCard terminal marking for a tall marker groove

– The UCT-TM... UniCard labeling range includes markers for products with tall marker grooves
– Labeling service: Phoenix Contact can custom-label all UniCard markers in accordance with your requirements

Notes:

1) For ordering example, see page 359.

PRINTED FOR YOU

48 markers for a terminal block width of 7.62 mm

PRINTED FOR YOU

42 markers for a terminal block width of 8.2 mm

Technical data

General data			
Can be printed with:		THERMOMARK CARD PLUS • THERMOMARK CARD • BLUEMARK CLED • BLUEMARK LED	THERMOMARK CARD PLUS • THERMOMARK CARD • BLUEMARK CLED • BLUEMARK LED
Number of individual labels		48	42
Number of individual labels per strip		8	7
Material		PC	PC
Inflammability class according to UL 94		V0	V0
Temperature range	[°C]	-40 ... 120	-40 ... 120
Wipe resistance		DIN EN 61010-1 (VDE 0411-1)	DIN EN 61010-1 (VDE 0411-1)
Components		free from silicone and halogen	free from silicone and halogen

Ordering data

Description	Color	Type	Order No.	Pcs. / Pkt.	Type	Order No.	Pcs. / Pkt.
UniCard, for labeling terminal blocks with a marker groove							
	white	**UCT-TM 7,62**	**0828738**	10	**UCT-TM 8**	**0828740**	10
	red	**UCT-TM 7,62 RD**	**0829510**	10	**UCT-TM 8 RD**	**0829164**	10
	orange	**UCT-TM 7,62 OG**	**0829511**	10	**UCT-TM 8 OG**	**0829165**	10
	yellow	**UCT-TM 7,62 YE**	**0828739**	10	**UCT-TM 8 YE**	**0828741**	10
	violet	**UCT-TM 7,62 VT**	**0829512**	10	**UCT-TM 8 VT**	**0829166**	10
	blue	**UCT-TM 7,62 BU**	**0829513**	10	**UCT-TM 8 BU**	**0829167**	10
	green	**UCT-TM 7,62 GN**	**0829514**	10	**UCT-TM 8 GN**	**0829168**	10
UniCard, for labeling terminal blocks with a marker groove, **labeled acc. to customer specifications**[1])							
	white	**UCT-TM 7,62 CUS**	**0829609**	1	**UCT-TM 8 CUS**	**0829616**	1
	red	**UCT-TM 7,62 RD CUS**	**0829610**	1	**UCT-TM 8 RD CUS**	**0829617**	1
	orange	**UCT-TM 7,62 OG CUS**	**0829611**	1	**UCT-TM 8 OG CUS**	**0829618**	1
	yellow	**UCT-TM 7,62 YE CUS**	**0829612**	1	**UCT-TM 8 YE CUS**	**0829619**	1
	violet	**UCT-TM 7,62 VT CUS**	**0829613**	1	**UCT-TM 8 VT CUS**	**0829620**	1
	blue	**UCT-TM 7,62 BU CUS**	**0829614**	1	**UCT-TM 8 BU CUS**	**0829621**	1
	green	**UCT-TM 7,62 GN CUS**	**0829615**	1	**UCT-TM 8 GN CUS**	**0829622**	1

Accessories

Magazine, for THERMOMARK CARD ... for accommodating: UCT–TM ..., UCT1–TM ..., UCT5–TM ..., UCT–EM (5X10), UCT-EM (6X10)	**THERMOMARK CARD-UCT-MAG1**	**5146480**	1	**THERMOMARK CARD-UCT-MAG1**	**5146480**	1

PRINTED FOR YOU

36 markers for a terminal block width of 10.2 mm

Technical data

THERMOMARK CARD PLUS • THERMOMARK CARD • BLUEMARK CLED • BLUEMARK LED
36
6
PC
V0
-40 ... 120
DIN EN 61010-1 (VDE 0411-1)
free from silicone and halogen

Ordering data

Type	Order No.	Pcs. / Pkt.
UCT-TM 10	**0829142**	10
UCT-TM 10 RD	**0829169**	10
UCT-TM 10 OG	**0829170**	10
UCT-TM 10 YE	**0829143**	10
UCT-TM 10 VT	**0829171**	10
UCT-TM 10 BU	**0829172**	10
UCT-TM 10 GN	**0829173**	10
UCT-TM 10 CUS	**0829623**	1
UCT-TM 10 RD CUS	**0829624**	1
UCT-TM 10 OG CUS	**0829625**	1
UCT-TM 10 YE CUS	**0829626**	1
UCT-TM 10 VT CUS	**0829627**	1
UCT-TM 10 BU CUS	**0829628**	1
UCT-TM 10 GN CUS	**0829629**	1

Accessories

THERMOMARK CARD-UCT-MAG1	**5146480**	1

PRINTED FOR YOU

30 markers for a terminal block width of 12 mm

Technical data

THERMOMARK CARD PLUS • THERMOMARK CARD • BLUEMARK CLED • BLUEMARK LED
30
5
PC
V0
-40 ... 120
DIN EN 61010-1 (VDE 0411-1)
free from silicone and halogen

Ordering data

Type	Order No.	Pcs. / Pkt.
UCT-TM 12	**0829144**	10
UCT-TM 12 RD	**0829174**	10
UCT-TM 12 OG	**0829175**	10
UCT-TM 12 YE	**0829145**	10
UCT-TM 12 VT	**0829176**	10
UCT-TM 12 BU	**0829177**	10
UCT-TM 12 GN	**0829178**	10
UCT-TM 12 CUS	**0829630**	1
UCT-TM 12 RD CUS	**0829631**	1
UCT-TM 12 OG CUS	**0829632**	1
UCT-TM 12 YE CUS	**0829633**	1
UCT-TM 12 VT CUS	**0829634**	1
UCT-TM 12 BU CUS	**0829635**	1
UCT-TM 12 GN CUS	**0829636**	1

Accessories

THERMOMARK CARD-UCT-MAG1	**5146480**	1

PRINTED FOR YOU

18 markers for a terminal block width of 16 mm

Technical data

THERMOMARK CARD PLUS • THERMOMARK CARD • BLUEMARK CLED • BLUEMARK LED
18
3
PC
V0
-40 ... 120
DIN EN 61010-1 (VDE 0411-1)
free from silicone and halogen

Ordering data

Type	Order No.	Pcs. / Pkt.
UCT-TM 16	**0829146**	10
UCT-TM 16 RD	**0829179**	10
UCT-TM 16 OG	**0829180**	10
UCT-TM 16 YE	**0829147**	10
UCT-TM 16 VT	**0829181**	10
UCT-TM 16 BU	**0829182**	10
UCT-TM 16 GN	**0829183**	10
UCT-TM 16 CUS	**0829637**	1
UCT-TM 16 RD CUS	**0829638**	1
UCT-TM 16 OG CUS	**0829639**	1
UCT-TM 16 YE CUS	**0829640**	1
UCT-TM 16 VT CUS	**0829641**	1
UCT-TM 16 BU CUS	**0829642**	1
UCT-TM 16 GN CUS	**0829643**	1

Accessories

THERMOMARK CARD-UCT-MAG1	**5146480**	1

UniCard terminal marking for a flat marker groove

- The UCT-TMF ... UniCard labeling range includes markers for products with flat marker grooves
- The markers, which are supplied in uniform sheets, can be printed onto quickly, easily, and precisely using the THERMOMARK CARD and BLUEMARK CLED
- The multi-section marking strips are easy to fit and can be easily separated if required
- The sheets provide space for including function texts
- Labeling service: Phoenix Contact can custom-label all UniCard markers in accordance with your requirements

Notes:

An overview of the markable terminal blocks that are available from Phoenix Contact can be found starting on page 112.

[1]) For ordering example, see page 359.

Can be printed with:

Thermal transfer for sheets and cards

UV LED technology

PRINTED FOR YOU

108 markers for a terminal block width of 3.5 mm

Technical data

General data		
Can be printed with:		THERMOMARK CARD PLUS • THERMOMARK CARD • BLUEMARK CLED • BLUEMARK LED
Number of individual labels		108
Number of individual labels per strip		18
Material		PC
Inflammability class according to UL 94		V0
Temperature range	[°C]	-40 ... 120
Wipe resistance		DIN EN 61010-1 (VDE 0411-1)
Components		free from silicone and halogen

Ordering data

Description	Color	Type	Order No.	Pcs. / Pkt.
UniCard, for labeling terminal blocks with a flat marker groove				
	white	**UCT-TMF 3,5**	**0829486**	10
	red	**UCT-TMF 3,5 RD**	**0829515**	10
	orange	**UCT-TMF 3,5 OG**	**0829516**	10
	yellow	**UCT-TMF 3,5 YE**	**0829487**	10
	violet	**UCT-TMF 3,5 VT**	**0829517**	10
	blue	**UCT-TMF 3,5 BU**	**0829518**	10
	green	**UCT-TMF 3,5 GN**	**0829519**	10
UniCard, for labeling terminal blocks with a flat marker groove, **labeled acc. to customer specifications**[1])				
	white	**UCT-TMF 3,5 CUS**	**0829644**	1
	red	**UCT-TMF 3,5 RD CUS**	**0829645**	1
	orange	**UCT-TMF 3,5 OG CUS**	**0829646**	1
	yellow	**UCT-TMF 3,5 YE CUS**	**0829647**	1
	violet	**UCT-TMF 3,5 VT CUS**	**0829648**	1
	blue	**UCT-TMF 3,5 BU CUS**	**0829649**	1
	green	**UCT-TMF 3,5 GN CUS**	**0829650**	1

Accessories

Magazine, for THERMOMARK CARD ..., for accommodating: UCT–TMF ...	**THERMOMARK CARD-UCT-MAG2**	**5146563**	1



PRINTED FOR YOU

90 markers for a terminal block width of 4.2 mm

Technical data

THERMOMARK CARD PLUS • THERMOMARK CARD • BLUEMARK CLED • BLUEMARK LED
90
15
PC
V0
-40 ... 120
DIN EN 61010-1 (VDE 0411-1)
free from silicone and halogen

Ordering data

Type	Order No.	Pcs. / Pkt.
UCT-TMF 4	**0828742**	10
UCT-TMF 4 RD	**0829184**	10
UCT-TMF 4 OG	**0829185**	10
UCT-TMF 4 YE	**0828743**	10
UCT-TMF 4 VT	**0829186**	10
UCT-TMF 4 BU	**0829187**	10
UCT-TMF 4 GN	**0829188**	10
UCT-TMF 4 CUS	**0829651**	1
UCT-TMF 4 RD CUS	**0829652**	1
UCT-TMF 4 OG CUS	**0829653**	1
UCT-TMF 4 YE CUS	**0829654**	1
UCT-TMF 4 VT CUS	**0829655**	1
UCT-TMF 4 BU CUS	**0829656**	1
UCT-TMF 4 GN CUS	**0829657**	1

Accessories

THERMOMARK CARD-UCT-MAG2	**5146563**	1

PRINTED FOR YOU

72 markers for a terminal block width of 5.2 mm

Technical data

THERMOMARK CARD PLUS • THERMOMARK CARD • BLUEMARK CLED • BLUEMARK LED
72
12
PC
V0
-40 ... 120
DIN EN 61010-1 (VDE 0411-1)
free from silicone and halogen

Ordering data

Type	Order No.	Pcs. / Pkt.
UCT-TMF 5	**0828744**	10
UCT-TMF 5 RD	**0829189**	10
UCT-TMF 5 OG	**0829190**	10
UCT-TMF 5 YE	**0828745**	10
UCT-TMF 5 VT	**0829191**	10
UCT-TMF 5 BU	**0829192**	10
UCT-TMF 5 GN	**0829193**	10
UCT-TMF 5 CUS	**0829658**	1
UCT-TMF 5 RD CUS	**0829659**	1
UCT-TMF 5 OG CUS	**0829660**	1
UCT-TMF 5 YE CUS	**0829661**	1
UCT-TMF 5 VT CUS	**0829662**	1
UCT-TMF 5 BU CUS	**0829663**	1
UCT-TMF 5 GN CUS	**0829664**	1

Accessories

THERMOMARK CARD-UCT-MAG2	**5146563**	1

PRINTED FOR YOU

60 markers for a terminal block width of 6.2 mm

Technical data

THERMOMARK CARD PLUS • THERMOMARK CARD • BLUEMARK CLED • BLUEMARK LED
60
10
PC
V0
-40 ... 120
DIN EN 61010-1 (VDE 0411-1)
free from silicone and halogen

Ordering data

Type	Order No.	Pcs. / Pkt.
UCT-TMF 6	**0828746**	10
UCT-TMF 6 RD	**0829194**	10
UCT-TMF 6 OG	**0829195**	10
UCT-TMF 6 YE	**0828747**	10
UCT-TMF 6 VT	**0829196**	10
UCT-TMF 6 BU	**0829197**	10
UCT-TMF 6 GN	**0829198**	10
UCT-TMF 6 CUS	**0829665**	1
UCT-TMF 6 RD CUS	**0829666**	1
UCT-TMF 6 OG CUS	**0829667**	1
UCT-TMF 6 YE CUS	**0829668**	1
UCT-TMF 6 VT CUS	**0829669**	1
UCT-TMF 6 BU CUS	**0829670**	1
UCT-TMF 6 GN CUS	**0829671**	1

Accessories

THERMOMARK CARD-UCT-MAG2	**5146563**	1

UniCard terminal marking for a flat marker groove

– The UCT-TMF ... UniCard labeling range includes markers for products with flat marker grooves
– Labeling service: Phoenix Contact can custom-label all UniCard markers in accordance with your requirements

Notes:

1) For ordering example, see page 359.

Can be printed with:

Thermal transfer for sheets and cards

UV LED technology

42 markers for a terminal block width of 8.2 mm

Technical data

General data		
Can be printed with:		THERMOMARK CARD PLUS • THERMOMARK CARD • BLUEMARK CLED • BLUEMARK LED
Number of individual labels		42
Number of individual labels per strip		7
Material		PC
Inflammability class according to UL 94		V0
Temperature range	[°C]	-40 ... 120
Wipe resistance		DIN EN 61010-1 (VDE 0411-1)
Components		free from silicone and halogen

Ordering data

Description	Color	Type	Order No.	Pcs. / Pkt.
UniCard, for labeling terminal blocks with a flat marker groove				
	white	**UCT-TMF 8**	**0828748**	10
	red	**UCT-TMF 8 RD**	**0829199**	10
	orange	**UCT-TMF 8 OG**	**0829200**	10
	yellow	**UCT-TMF 8 YE**	**0828749**	10
	violet	**UCT-TMF 8 VT**	**0829201**	10
	blue	**UCT-TMF 8 BU**	**0829202**	10
	green	**UCT-TMF 8 GN**	**0829203**	10
UniCard, for labeling terminal blocks with a flat marker groove, **labeled acc. to customer specifications**[1])				
	white	**UCT-TMF 8 CUS**	**0829672**	1
	red	**UCT-TMF 8 RD CUS**	**0829673**	1
	orange	**UCT-TMF 8 OG CUS**	**0829674**	1
	yellow	**UCT-TMF 8 YE CUS**	**0829675**	1
	violet	**UCT-TMF 8 VT CUS**	**0829676**	1
	blue	**UCT-TMF 8 BU CUS**	**0829677**	1
	green	**UCT-TMF 8 GN CUS**	**0829678**	1

Accessories

Magazine, for THERMOMARK CARD ..., for accommodating: UCT–TMF ...	**THERMOMARK CARD-UCT-MAG2**	**5146563**	1

PRINTED FOR YOU

36 markers for a terminal block width of 10.2 mm

Technical data

THERMOMARK CARD PLUS • THERMOMARK CARD • BLUEMARK CLED • BLUEMARK LED
36
6
PC
V0
-40 ... 120
DIN EN 61010-1 (VDE 0411-1)
free from silicone and halogen

Ordering data

Type	Order No.	Pcs. / Pkt.
UCT-TMF 10	**0829204**	10
UCT-TMF 10 RD	**0829205**	10
UCT-TMF 10 OG	**0829206**	10
UCT-TMF 10 YE	**0829207**	10
UCT-TMF 10 VT	**0829208**	10
UCT-TMF 10 BU	**0829209**	10
UCT-TMF 10 GN	**0829210**	10
UCT-TMF 10 CUS	**0829679**	1
UCT-TMF 10 RD CUS	**0829680**	1
UCT-TMF 10 OG CUS	**0829681**	1
UCT-TMF 10 YE CUS	**0829682**	1
UCT-TMF 10 VT CUS	**0829683**	1
UCT-TMF 10 BU CUS	**0829684**	1
UCT-TMF 10 GN CUS	**0829685**	1

Accessories

THERMOMARK CARD-UCT-MAG2	**5146563**	1

PRINTED FOR YOU

30 markers for a terminal block width of 12 mm

Technical data

THERMOMARK CARD PLUS • THERMOMARK CARD • BLUEMARK CLED • BLUEMARK LED
30
5
PC
V0
-40 ... 120
DIN EN 61010-1 (VDE 0411-1)
free from silicone and halogen

Ordering data

Type	Order No.	Pcs. / Pkt.
UCT-TMF 12	**0829214**	10
UCT-TMF 12 RD	**0829212**	10
UCT-TMF 12 OG	**0829213**	10
UCT-TMF 12 YE	**0829211**	10
UCT-TMF 12 VT	**0829215**	10
UCT-TMF 12 BU	**0829216**	10
UCT-TMF 12 GN	**0829217**	10
UCT-TMF 12 CUS	**0829686**	1
UCT-TMF 12 RD CUS	**0829687**	1
UCT-TMF 12 OG CUS	**0829688**	1
UCT-TMF 12 YE CUS	**0829689**	1
UCT-TMF 12 VT CUS	**0829690**	1
UCT-TMF 12 BU CUS	**0829691**	1
UCT-TMF 12 GN CUS	**0829692**	1

Accessories

THERMOMARK CARD-UCT-MAG2	**5146563**	1

PRINTED FOR YOU

24 markers for a terminal block width of 16 mm

Technical data

THERMOMARK CARD PLUS • THERMOMARK CARD • BLUEMARK CLED • BLUEMARK LED
24
4
PC
V0
-40 ... 120
DIN EN 61010-1 (VDE 0411-1)
free from silicone and halogen

Ordering data

Type	Order No.	Pcs. / Pkt.
UCT-TMF 16	**0829218**	10
UCT-TMF 16 RD	**0829219**	10
UCT-TMF 16 OG	**0829220**	10
UCT-TMF 16 YE	**0829221**	10
UCT-TMF 16 BU	**0829223**	10
UCT-TMF 16 GN	**0829224**	10
UCT-TMF 16 CUS	**0829693**	1
UCT-TMF 16 RD CUS	**0829694**	1
UCT-TMF 16 OG CUS	**0829695**	1
UCT-TMF 16 YE CUS	**0829696**	1
UCT-TMF 16 VT CUS	**0829697**	1
UCT-TMF 16 BU CUS	**0829698**	1
UCT-TMF 16 GN CUS	**0829699**	1

Accessories

THERMOMARK CARD-UCT-MAG2	**5146563**	1

UniSheet terminal marking for a universal marker groove

- The US-TM 100 UniSheet markers are suitable for products with universal marker grooves
- The markers, which are supplied as uniform cards, can be printed onto quickly, easily, and precisely using the THERMOMARK CARD
- The perforated marking strips are easy to separate and can be easily fitted
- The cards provide space for including function texts
- Labeling service: Phoenix Contact can custom-label all UniSheet markers in accordance with your requirements

Notes:

An overview of the markable terminal blocks that are available from Phoenix Contact can be found starting on page 112.

[1]) For ordering example, see page 359.

Can be printed with:

Thermal transfer for sheets and cards

PRINTED FOR YOU

13 strips with a strip width of 104 mm

Technical data

General data	
Can be printed with:	THERMOMARK CARD PLUS • THERMOMARK CARD
Material	PVC
Inflammability class according to UL 94	V0
Temperature range [°C]	-30 ... 80
Wipe resistance	DIN EN 61010-1 (VDE 0411-1)
Components	Silicone-free

Ordering data

Description	Color	Type	Order No.	Pcs. / Pkt.
UniSheet, for marking push-in terminal blocks with a special center groove	white	**US-TM 100**	**0829255**	10
UniSheet, for labeling push-in terminal blocks with a special center groove, **labeled acc. to customer specifications**[1])	white	**US-TM 100 CUS**	**0829948**	1

Accessories

Magazine, for THERMOMARK CARD..., for accommodating all US–... materials		**THERMOMARK CARD-US-MAG1**	**5146451**	1



UniSheet terminal marking for a flat marker groove



- The US-TMF 100 UniSheet markers are suitable for products with a flat marker groove
- The markers, which are supplied as uniform cards, can be printed onto quickly, easily, and precisely using the THERMOMARK CARD
- The perforated marking strips are easy to separate and can be easily fitted
- The cards provide space for including function texts
- Labeling service: Phoenix Contact can custom-label all UniSheet markers in accordance with your requirements

Notes:

An overview of the markable terminal blocks that are available from Phoenix Contact can be found starting on page 112.

[1]) For ordering example, see page 359.

Can be printed with:

Thermal transfer for sheets and cards

PRINTED FOR YOU

20 strips with a strip width of 104 mm

Technical data

General data		
Can be printed with:		THERMOMARK CARD PLUS • THERMOMARK CARD
Material		PVC
Inflammability class according to UL 94		V0
Temperature range	[°C]	-30 ... 80
Wipe resistance		DIN EN 61010-1 (VDE 0411-1)
Components		Silicone-free

Ordering data

Description	Color	Type	Order No.	Pcs. / Pkt.
UniSheet, for labeling terminal blocks with a tall, flat or universal marker groove	white	**US-TMF 100**	**0829260**	10
UniSheet, for labeling terminal blocks with a flat marker groove, **labeled acc. to customer specifications**[1])	white	**US-TMF 100 CUS**	**0829949**	1

Accessories

Magazine, for THERMOMARK CARD..., for accommodating all US–... materials		**THERMOMARK CARD-US-MAG1**	**5146451**	1



N

UniSheet marker strips, self-adhesive, for terminal blocks without marker groove



Can be printed with:

Thermal transfer for sheets and cards

26 strips, 104 mm wide, 2.8 mm high

- The US-TML labeling range includes self-adhesive marker strips for products without a marker groove
- The markers, which are supplied as uniform cards, can be printed onto quickly, easily, and precisely using the THERMOMARK CARD
- The perforated marking strips are easy to separate and can be easily fitted
- The cards provide space for including function texts

Technical data

General data		
Can be printed with:		THERMOMARK CARD PLUS • THERMOMARK CARD
Number of individual labels		26
Number of individual labels per strip		1
Material		Polyester
Temperature range	[°C]	-40 ... 150
Wipe resistance		DIN EN 61010-1 (VDE 0411-1)
Components		free from silicone and halogen

Ordering data

Description	Color	Type	Order No.	Pcs. / Pkt.
UniSheet,unprinted, for labeling terminal blocks without marker groove				
Lettering field size: 104 x 2.8 mm	white	**US-TML (104X2,8)**	**0830767**	10
Lettering field size: 104 x 3.8 mm	white			
Lettering field size: 104 x 5 mm	white			
Lettering field size: 104 x 10 mm	white			

Accessories

Magazine, for THERMOMARK CARD..., for accommodating all US–... materials		**THERMOMARK CARD-US-MAG1**	**5146451**	1

N

22 strips, 104 mm wide, 3.8 mm high

Technical data

THERMOMARK CARD PLUS • THERMOMARK CARD
22
1
Polyester
-40 ... 150
DIN EN 61010-1 (VDE 0411-1)
free from silicone and halogen

Ordering data

Type	Order No.	Pcs. / Pkt.
US-TML (104X3,8)	0830768	10

Accessories

THERMOMARK CARD-US-MAG1	5146451	1

N

19 strips, 104 mm wide, 5 mm high

Technical data

THERMOMARK CARD PLUS • THERMOMARK CARD
19
1
Polyester
-40 ... 150
DIN EN 61010-1 (VDE 0411-1)
free from silicone and halogen

Ordering data

Type	Order No.	Pcs. / Pkt.
US-TML (104X5)	0830769	10

Accessories

THERMOMARK CARD-US-MAG1	5146451	1

N

11 strips, 104 mm wide, 10 mm high

Technical data

THERMOMARK CARD PLUS • THERMOMARK CARD
11
1
Polyester
-40 ... 150
DIN EN 61010-1 (VDE 0411-1)
free from silicone and halogen

Ordering data

Type	Order No.	Pcs. / Pkt.
US-TML (104X10)	0830770	10

Accessories

THERMOMARK CARD-US-MAG1	5146451	1

Marker strips for terminal marking, for tall and flat marker grooves

– The TMT labeling range includes markers for all products with tall and flat marker grooves
– The markers that are supplied on rolls can be quickly and cost-effectively labeled using THERMOMARK printers
– The perforated marking strips are easy to separate and can be easily fitted using the tool supplied
– Labeling service: Phoenix Contact can custom-label all TMT markers in accordance with your requirements

Notes:

An overview of the markable terminal blocks that are available from Phoenix Contact can be found starting on page 112.

[1]) For ordering example, see page 359.

Can be printed with:

Thermal transfer for rolls

Markers for a terminal block width of 4.2 mm

Technical data

General data		
Can be printed with:		THERMOMARK ROLL • THERMOMARK ROLL X1 • THERMOMARK X1.1 • THERMOMARK X1.2 • THERMOMARK S1.1
Number of individual labels		24000
Number of individual labels per strip		24
Material		Polyester
Temperature range	[°C]	-40 ... 120
Wipe resistance		DIN EN 61010-1 (VDE 0411-1)
Components		free from silicone and halogen

Ordering data

Description	Color	Type	Order No.	Pcs. / Pkt.
Markers, perforated, unprinted, for all terminal blocks with a tall, flat or universal marker groove, 1 roll = 1000 strips, strip height: 6.4 mm, incl. TMT TOOL				
	white	**TMT 4 R**	**0816375**	1
	red	**TMT 4 R RD**	**0816362**	1
	blue	**TMT 4 R BU**	**0816333**	1
	yellow	**TMT 4 R YE**	**0816388**	1
	green	**TMT 4 R GN**	**0816346**	1
	orange	**TMT 4 R OG**	**0816359**	1
Markers, perforated, labeled acc. to customer specifications, for all terminal blocks with a tall, flat or universal marker groove[1])				
	white	**TMT 4 R CUS**	**0824476**	1
	red	**TMT 4 R RD CUS**	**0824480**	1
	blue	**TMT 4 R BU CUS**	**0824477**	1
	yellow	**TMT 4 R YE CUS**	**0824481**	1
	green	**TMT 4 R GN CUS**	**0824478**	1
	orange	**TMT 4 R OG CUS**	**0824479**	1

Accessories

Locking tool to snap into the TMT... materials				
	orange	**TMT TOOL**	**0816650**	1



Marker for a terminal block width of 5.2 mm

Marker for a terminal block width of 6.2 mm

Marker for a terminal block width of 8.2 mm

Technical data

THERMOMARK ROLL • THERMOMARK ROLL X1 • THERMOMARK X1.1 • THERMOMARK X1.2 • THERMOMARK S1.1
19000
19
Polyester
-40 ... 120
DIN EN 61010-1 (VDE 0411-1)
free from silicone and halogen

Ordering data

Type	Order No.	Pcs. / Pkt.
TMT 5 R	0816430	1
TMT 5 R RD	0816427	1
TMT 5 R BU	0816391	1
TMT 5 R YE	0816443	1
TMT 5 R GN	0816401	1
TMT 5 R OG	0816414	1
TMT 5 R CUS	0824482	1
TMT 5 R RD CUS	0824486	1
TMT 5 R BU CUS	0824483	1
TMT 5 R YE CUS	0824487	1
TMT 5 R GN CUS	0824484	1
TMT 5 R OG CUS	0824485	1

Accessories

TMT TOOL	0816650	1

Technical data

THERMOMARK ROLL • THERMOMARK ROLL X1 • THERMOMARK X1.1 • THERMOMARK X1.2 • THERMOMARK S1.1
16000
16
Polyester
-40 ... 120
DIN EN 61010-1 (VDE 0411-1)
free from silicone and halogen

Ordering data

Type	Order No.	Pcs. / Pkt.
TMT 6 R	0816498	1
TMT 6 R RD	0816485	1
TMT 6 R BU	0816456	1
TMT 6 R YE	0816508	1
TMT 6 R GN	0816469	1
TMT 6 R OG	0816472	1
TMT 6 R CUS	0824488	1
TMT 6 R RD CUS	0824492	1
TMT 6 R BU CUS	0824489	1
TMT 6 R YE CUS	0824493	1
TMT 6 R GN CUS	0824490	1
TMT 6 R OG CUS	0824491	1

Accessories

TMT TOOL	0816650	1

Technical data

THERMOMARK ROLL • THERMOMARK ROLL X1 • THERMOMARK X1.1 • THERMOMARK X1.2 • THERMOMARK S1.1
12000
12
Polyester
-40 ... 120
DIN EN 61010-1 (VDE 0411-1)
free from silicone and halogen

Ordering data

Type	Order No.	Pcs. / Pkt.
TMT 8 R	0816553	1
TMT 8 R RD	0816540	1
TMT 8 R BU	0816511	1
TMT 8 R YE	0816566	1
TMT 8 R GN	0816524	1
TMT 8 R OG	0816537	1
TMT 8 R CUS	0824494	1
TMT 8 R RD CUS	0824498	1
TMT 8 R BU CUS	0824495	1
TMT 8 R YE CUS	0824499	1
TMT 8 R GN CUS	0824496	1
TMT 8 R OG CUS	0824497	1

Accessories

TMT TOOL	0816650	1

Marker strips for terminal marking, for tall and flat marker grooves

– The TMT labeling range includes markers for all products with tall and flat marker grooves
– Labeling service: Phoenix Contact can custom-label all TMT markers in accordance with your requirements

Notes:

1) For ordering example, see page 359.

Can be printed with:

Thermal transfer for rolls

Markers for a terminal block width of 10.2 mm

Technical data

General data	
Can be printed with:	THERMOMARK ROLL • THERMOMARK ROLL X1 • THERMOMARK X1.1 • THERMOMARK X1.2 • THERMOMARK S1.1
Number of individual labels	10000
Number of individual labels per strip	10
Material	Polyester
Temperature range [°C]	-40 ... 120
Wipe resistance	DIN EN 61010-1 (VDE 0411-1)
Components	free from silicone and halogen

Ordering data

Description	Color	Type	Order No.	Pcs. / Pkt.
Markers, **perforated, unprinted,** for all terminal blocks with a tall, flat or universal marker groove, 1 roll = 1000 strips, strip height: 6.4 mm, incl. TMT TOOL	white	**TMT 10 R**	**0816210**	1
Markers, perforated, labeled acc. to customer specifications, for all terminal blocks with a tall, flat or universal marker groove[1])	white	**TMT 10 R CUS**	**0824500**	1
Marker, for terminal blocks, **unperforated, unprinted,** strip width: 101.5 mm, 1 roll = 1000 strips, incl. TMT TOOL	white red blue yellow green orange			
Marker, for terminal blocks, **unperforated, labeled as per customer specifications**, strip width: 101.5 mm[1])	white red blue yellow green orange			

Accessories

Locking tool to snap into the TMT... materials	orange	**TMT TOOL**	**0816650**	1

Markers with a strip width of 101.5 mm

Technical data

THERMOMARK ROLL • THERMOMARK ROLL X1 • THERMOMARK X1.1 • THERMOMARK X1.2 • THERMOMARK S1.1
1000
1
Polyester
-40 ... 120
DIN EN 61010-1 (VDE 0411-1)
free from silicone and halogen

Ordering data

Type	Order No.	Pcs. / Pkt.
TMT 100 R	**0816605**	1
TMT 100 R RD	**0816595**	1
TMT 100 R BU	**0816223**	1
TMT 100 R YE	**0816618**	1
TMT 100 R GN	**0816579**	1
TMT 100 R OG	**0816582**	1
TMT 100 R CUS	**0824501**	1
TMT 100 R RD CUS	**0824505**	1
TMT 100 R BU CUS	**0824502**	1
TMT 100 R YE CUS	**0824506**	1
TMT 100 R GN CUS	**0824503**	1
TMT 100 R OG CUS	**0824504**	1

Accessories

TMT TOOL	**0816650**	1

Self-adhesive marker strips

– The products in the TML labeling range allow subsequent labeling of zack marker strip materials and flat zack marker strip materials using a marking foil
– The markers that are supplied on rolls can be quickly and cost-effectively labeled using THERMOMARK printers
– Labeling service: Phoenix Contact can custom-label all TML markers in accordance with your requirements

Notes:

An overview of the markable terminal blocks that are available from Phoenix Contact can be found starting on page 112.

[1]) For ordering example, see page 359.

Can be printed with:

Thermal transfer for rolls

Marker with strip width of 101.5 mm

Technical data

General data		
Can be printed with:		THERMOMARK ROLL • THERMOMARK ROLL X1 • THERMOMARK X1.1 • THERMOMARK X1.2 • THERMOMARK S1.1
Number of individual labels per strip		1
Material		Polyester
Temperature range	[°C]	-40 ... 150
Wipe resistance		DIN EN 61010-1 (VDE 0411-1)
Components		Silicone-free

Ordering data

Description	Color	Type	Order No.	Pcs. / Pkt.
Marking foil for zack marker strip, unprinted, perforated, 1 roll = 1000 strips, strip length: 101 mm, strip height: 9.5 mm				
	transparent	**TML (101X9,5)R TR**	**0816647**	1
labeled according to customer specifications[1])	transparent	**TML (101X9,5)R TR CUS**	**0824473**	1
Marking foil for zack marker strip, flat, unprinted, perforated, 1 roll = 1000 strips, strip length: 101 mm, strip height: 4.2 mm				
	transparent	**TML (101X4,2)R TR**	**0816621**	1
labeled according to customer specifications[1])	transparent	**TML (101X4,2)R TR CUS**	**0824472**	1

Self-adhesive marker strips

- The products in the TML labeling range allow subsequent labeling of zack marker strip materials and flat zack marker strip materials using a marking foil
- The markers that are supplied on rolls can be quickly and cost-effectively labeled using THERMOMARK printers
- Labeling service: Phoenix Contact can custom-label all TML markers in accordance with your requirements

Notes:

[1]) For ordering example, see page 359.

Can be printed with:

Thermal transfer for rolls

PRINTED FOR YOU

Marker with strip height of 9.5 mm and 4.2 mm, continuous

Technical data

General data		
Can be printed with:		THERMOMARK ROLL • THERMOMARK ROLL X1 • THERMOMARK X1.1 • THERMOMARK X1.2 • THERMOMARK S1.1
Number of individual labels per strip		1
Material		Polyester
Temperature range	[°C]	-40 ... 150
Wipe resistance		DIN EN 61010-1 (VDE 0411-1)
Components		Silicone-free

Ordering data

Description	Color	Type	Order No.	Pcs. / Pkt.
Marking foil for zack marker strip, unprinted, 1 roll = 40 m continuous, strip height: 9.5 mm				
	transparent	**TML (EX9,5)R TR**	**0816634**	1
labeled according to customer specifications[1])	transparent	**TML (EX9,5)R TR CUS**	**0824475**	1
Marking foil for zack marker strip, flat, unprinted, 1 roll = 40 m continuous, strip height: 4.2 mm				
	transparent	**TML (EX4,2)R TR**	**0816715**	1
labeled according to customer specifications[1])	transparent	**TML (EX4,2)R TR CUS**	**0824474**	1

Self-adhesive marker strips for terminal blocks without a marker groove

- The SK range of self-adhesive labels can be used to label products that do not feature a marker groove
- The markers that are supplied on rolls can be quickly and cost-effectively labeled using THERMOMARK printers
- The markers that are supplied as cards can be easily labeled using standard laser printers
- Ideal for labeling COMBICON connectors
- Labeling service: Phoenix Contact can custom-label SK markers in accordance with your requirements

Notes:

[1]) For ordering example, see page 359.

PRINTED FOR YOU

Markers labeled with 2.54 mm pitch

Technical data

General data		
Material		Polyester
Temperature range	[°C]	-40 ... 150
Wipe resistance		DIN EN 61010-1 (VDE 0411-1)
Components		free from silicone and halogen

Ordering data

Description	Color	Type	Order No.	Pcs. / Pkt.
Marker card, printed horizontally, self-adhesive, 10-section marking stripes, 14 identical decades marked with 1-10, 11-20, etc. up to 91-100, adequate for 140 terminal blocks (SK 2,54...-SK 3,81...max. 2 characters per terminal block)	white	**SK 2,54/2,8:FORTL.ZAHLEN**	**0804853**	10
Marker card, self-adhesive, marked according to customer specifications, 14-section marker strips, max. 25-pos. marking (SK...P2,54 to SK...P3,81 max. 2 characters per pos.)[1])	white	**SK 2,8 REEL P2,54 WH CUS**	**0825120**	1
Marker card, unprinted, DIN A4 format, pitch as desired, self-adhesive, with 50 perforated marker strips, strip length of 185 mm	white	**SK U/2,8 WH:UNBEDRUCKT**	**0803883**	10
Self-adhesive marker strips, unprinted, continuous, material off the roll, for marking with thermal transfer printer, can be separated using cutter, pitch as desired, strip length of up to 1000 mm, 14 strips, strip height of 2.8 mm, 1 roll = 90 m	white	**SK 2,8 WH:REEL**	**0805205**	1

PRINTED FOR YOU

Markers labeled with 3.5 mm pitch

PRINTED FOR YOU

Markers labeled with 3.81 mm pitch

PRINTED FOR YOU

Markers labeled with 5.08 mm pitch

Technical data

Polyester
-40 ... 150
DIN EN 61010-1 (VDE 0411-1)
free from silicone and halogen

Ordering data

Type	Order No.	Pcs. / Pkt.
SK 3,5/2,8:FORTL.ZAHLEN	0804073	10
SK 2,8 REEL P3,5 WH CUS	0825121	1
SK U/2,8 WH:UNBEDRUCKT	0803883	10
SK 2,8 WH:REEL	0805205	1

Technical data

Polyester
-40 ... 150
DIN EN 61010-1 (VDE 0411-1)
free from silicone and halogen

Ordering data

Type	Order No.	Pcs. / Pkt.
SK 3,81/2,8:FORTL.ZAHLEN	0804109	10
SK 2,8 REEL P3,81 WH CUS	0825122	1
SK U/2,8 WH:UNBEDRUCKT	0803883	10
SK 2,8 WH:REEL	0805205	1

Technical data

Polyester
-40 ... 150
DIN EN 61010-1 (VDE 0411-1)
free from silicone and halogen

Ordering data

Type	Order No.	Pcs. / Pkt.
SK 5,08/2,8:FORTL.ZAHLEN	0804280	10
SK 2,8 REEL P5,08 WH CUS	0825123	1
SK U/2,8 WH:UNBEDRUCKT	0803883	10
SK 2,8 WH:REEL	0805205	1

Self-adhesive marker strips for terminal blocks without a marker groove

– The SK range of self-adhesive labels can be used to label products that do not feature a marker groove
– Labeling service: Phoenix Contact can custom-label SK markers in accordance with your requirements

Notes:

1) For ordering example, see page 359.



Markers labeled with 5 mm pitch

Markers labeled with 5.08 mm pitch

		Technical data	Technical data
General data			
Material		Polyester	Polyester
Temperature range	[°C]	-40 ... 150	-40 ... 150
Wipe resistance		DIN EN 61010-1 (VDE 0411-1)	DIN EN 61010-1 (VDE 0411-1)
Components		free from silicone and halogen	free from silicone and halogen

Description	Color	Ordering data: Type	Order No.	Pcs. / Pkt.	Ordering data: Type	Order No.	Pcs. / Pkt.
Marker card, printed horizontally, self-adhesive, 10-section marker strip, 12 identical decades marked, for example, with 1-10, 11-20, etc. up to 91-100, sufficient for 120 terminal blocks	white	**SK 5/3,8:FORTL.ZAHLEN**	**0804183**	10	**SK 5,08/3,8:FORTL.ZAHLEN**	**0804293**	10
Marker card, self-adhesive, marked according to customer specifications, 12-section marker strips, max. 25-pos. marking per strip[1])	white	**SK 3,8 REEL P5 WH CUS**	**0825124**	1	**SK 3,8 REEL P5,08 WH CUS**	**0825125**	1
Marker card, unprinted, DIN A4 format, pitch as desired, self-adhesive, with 40 perforated marker strips, strip length of 185 mm	white	**SK U/3,8 WH:UNBEDRUCKT**	**0803906**	10	**SK U/3,8 WH:UNBEDRUCKT**	**0803906**	10
Self-adhesive marker strips, unprinted, continuous, material off the roll, for marking with thermal transfer printer, can be separated using cutter, pitch as desired, strip length of up to 1000 mm, 12 strips, strip height of 3.8 mm, 1 roll = 90 m	white	**SK 3,8 WH:REEL**	**0805218**	1	**SK 3,8 WH:REEL**	**0805218**	1

PRINTED FOR YOU

Markers labeled with 6.2 mm pitch

PRINTED FOR YOU

Markers labeled with 7.5 mm pitch

PRINTED FOR YOU

Markers labeled with 7.62 mm pitch

Technical data

Polyester
-40 ... 150
DIN EN 61010-1 (VDE 0411-1)
free from silicone and halogen

Ordering data

Type	Order No.	Pcs. / Pkt.
SK 6,2/3,8:FORTL.ZAHLEN	0804374	10
SK 3,8 REEL P6,2 WH CUS	0825126	1
SK U/3,8 WH:UNBEDRUCKT	0803906	10
SK 3,8 WH:REEL	0805218	1

Technical data

Polyester
-40 ... 150
DIN EN 61010-1 (VDE 0411-1)
free from silicone and halogen

Ordering data

Type	Order No.	Pcs. / Pkt.
SK 7,5/3,8:FORTL.ZAHLEN	0804455	10
SK 3,8 REEL P7,5 WH CUS	0825127	1
SK U/3,8 WH:UNBEDRUCKT	0803906	10
SK 3,8 WH:REEL	0805218	1

Technical data

Polyester
-40 ... 150
DIN EN 61010-1 (VDE 0411-1)
free from silicone and halogen

Ordering data

Type	Order No.	Pcs. / Pkt.
SK 7,62/3,8:FORTL.ZAHLEN	0804549	10
SK 3,8 REEL P7,62 WH CUS	0825128	1
SK U/3,8 WH:UNBEDRUCKT	0803906	10
SK 3,8 WH:REEL	0805218	1

Self-adhesive marker strips for terminal blocks without a marker groove

– The SK range of self-adhesive labels can be used to label products that do not feature a marker groove
– Labeling service: Phoenix Contact can custom-label all TMT markers in accordance with your requirements

Notes:

1) For ordering example, see page 359.

Markers labeled with 7.5 mm pitch

Markers labeled with 7.62 mm pitch

		Technical data	Technical data
General data			
Material		Polyester	Polyester
Temperature range	[°C]	-40 ... 150	-40 ... 150
Wipe resistance		DIN EN 61010-1 (VDE 0411-1)	DIN EN 61010-1 (VDE 0411-1)
Components		free from silicone and halogen	free from silicone and halogen

		Ordering data			Ordering data		
Description	Color	Type	Order No.	Pcs. / Pkt.	Type	Order No.	Pcs. / Pkt.
Marker card, printed horizontally, self-adhesive, 10-section marker strip, 10 identical decades marked 1-10, 11-20, etc. up to 91-100, for example, sufficient for 100 terminal blocks	white	**SK 7,5/5:FORTL.ZAHLEN**	**0804468**	10	**SK 7,62/5:FORTL.ZAHLEN**	**0804552**	10
Marker card, self-adhesive, labeled according to customer specifications, 10-section marker strips, max. 25-pos. marking per strip[1])	white	**SK 5,0 REEL P7,5 WH CUS**	**0825131**	1	**SK 5,0 REEL P7,62 WH CUS**	**0825132**	1
Marker card, unprinted, DIN A4 format, pitch as desired, self-adhesive, with 35 perforated marker strips, strip length of 185 mm	white	**SK U/5,0 WH:UNBEDRUCKT**	**0803922**	10	**SK U/5,0 WH:UNBEDRUCKT**	**0803922**	10
Self-adhesive marker strips, unprinted, continuous, material off the roll, for marking with thermal transfer printer, can be separated using cutter, pitch as desired, strip length of up to 1000 mm, 10 strips, strip height of 5.0 mm, 1 roll = 90 m	white	**SK 5,0 WH:REEL**	**0805221**	1	**SK 5,0 WH:REEL**	**0805221**	1

Self-adhesive marker strips for terminal blocks without a marker groove

Markers with a strip length of up to 1000 mm

Markers with a strip length of up to 185 mm

		Technical data	Technical data
General data			
Can be printed with:		THERMOMARK ROLL • THERMOMARK ROLL X1 • THERMOMARK X1.1 • THERMOMARK X1.2 • THERMOMARK S1.1	CMS-P1-PLOTTER • Office printing systems
Material		Polyester	Polyester
Temperature range	[°C]	-40 ... 150	-40 ... 150
Wipe resistance		DIN EN 61010-1 (VDE 0411-1)	DIN EN 61010-1 (VDE 0411-1)
Components		free from silicone and halogen	free from silicone and halogen

		Ordering data			Ordering data		
Description	Color	Type	Order No.	Pcs. / Pkt.	Type	Order No.	Pcs. / Pkt.
Self-adhesive marker strips, unprinted, continuous, material off the roll, for marking with thermal transfer printer, can be separated using cutter, pitch as desired, strip length of up to 1000 mm, 14 strips, strip height of 2.8 mm, 1 roll = 90 m	white	**SK 2,8 WH:REEL**	**0805205**	1			
Self-adhesive marker strips, unprinted, continuous, material off the roll, for marking with thermal transfer printer, can be separated using cutter, pitch as desired, strip length of up to 1000 mm, 12 strips, strip height of 3.8 mm, 1 roll = 90 m	white	**SK 3,8 WH:REEL**	**0805218**	1			
Self-adhesive marker strips, unprinted, continuous, material off the roll, for marking with thermal transfer printer, can be separated using cutter, pitch as desired, strip length of up to 1000 mm, 10 strips, strip height of 5.0 mm, 1 roll = 90 m	white	**SK 5,0 WH:REEL**	**0805221**	1			
Self-adhesive marker strips, unprinted, continuous, material off the roll, for marking with thermal transfer printer, can be separated using cutter, pitch as desired, strip length of up to 1000 mm, 7 strips, strip height of 10 mm, 1 roll = 90 m	white	**SK 10,0 WH:REEL**	**0812188**	1			
Marker card, unprinted, DIN A4 format, pitch as desired, self-adhesive, with 50 perforated marker strips, strip length of 185 mm	white				**SK U/2,8 WH:UNBEDRUCKT**	**0803883**	10
Marker card, unprinted, DIN A4 format, pitch as desired, self-adhesive, with 40 perforated marker strips, strip length of 185 mm	white				**SK U/3,8 WH:UNBEDRUCKT**	**0803906**	10
Marker card, unprinted, DIN A4 format, pitch as desired, self-adhesive, with 35 perforated marker strips, strip length of 185 mm	white				**SK U/5,0 WH:UNBEDRUCKT**	**0803922**	10

Self-adhesive marker strips for terminal blocks without a marker groove

N



Thermal transfer for rolls

Unlabeled

– The TML marking range offers self-adhesive marker strips for marking products that do not have a marker groove

Technical data

General data		
Can be printed with:		THERMOMARK ROLL • THERMOMARK ROLL X1 • THERMOMARK X1.1 • THERMOMARK X1.2 • THERMOMARK S1.1
Number of individual labels per strip		1
Material		Polyester
Temperature range	[°C]	-40 ... 150
Wipe resistance		DIN EN 61010-1 (VDE 0411-1)
Components		free from silicone and halogen

Ordering data

Description	Color	Type	Order No.	Pcs. / Pkt.
Self-adhesive marker strips, unprinted				
1 roll = 2500 strips, lettering field size: 104 x 2.8 mm	white	**TML (104X2,8)R**	**0801832**	1
1 roll = 2500 strips, lettering field size: 104 x 3.8 mm	white	**TML (104X3,8)R**	**0801833**	1
1 roll = 2500 strips, lettering field size: 104 x 5 mm	white	**TML (104X5)R**	**0801834**	1
1 roll = 1500 strips, lettering field size: 104 x 10 mm	white	**TML (104X10)R**	**0801835**	1



N

Self-adhesive marker strips for terminal blocks without marker groove, continuous



Thermal transfer for rolls

Unlabeled

- The TML marking range offers self-adhesive marker strips for marking products that do not have a marker groove
- The marker strips are automatically perforated or cut to the required length during the printing process

Technical data

General data		
Can be printed with:		THERMOMARK ROLL • THERMOMARK ROLL X1 • THERMOMARK X1.1 • THERMOMARK X1.2 • THERMOMARK S1.1
Number of individual labels per strip		14
Material		Polyester
Temperature range	[°C]	-40 ... 150
Wipe resistance		DIN EN 61010-1 (VDE 0411-1)
Components		free from silicone and halogen

Ordering data

Description	Color	Type	Order No.	Pcs. / Pkt.
Self-adhesive marker strips, unprinted, continuous				
1 roll = 30 m continuous, strip height: 2.8 mm	white	**TML (EX2,8)R**	**0801836**	1
1 roll = 30 m continuous, strip height: 3.8 mm	white	**TML (EX3,8)R**	**0801837**	1
1 roll = 30 m continuous, strip height: 5 mm	white	**TML (EX5)R**	**0801838**	1
1 roll = 30 m continuous, strip height: 7 mm	white	**TML (EX7)R**	**0830837**	1
1 roll = 30 m continuous, strip height: 10 mm	white	**TML (EX10)R**	**0801839**	1

UniCard group marking for snapping into CLIPFIX 35-5 end bracket

Can be printed with:

Thermal transfer for sheets and cards

UV LED technology

- Group marking which saves space
- Large labeling option
- The markers, which are supplied in uniform sheets, can be labeled quickly and easily using the BLUEMARK CLED and THERMOMARK CARD ...
- The format automatically ensures printing with a high level of positional accuracy
- The markers support multiline labeling
- The sheets provide space for including function texts
- Labeling service: Phoenix Contact can custom-label all UniCard markers in accordance with your requirements

Notes:

1) For ordering example, see page 359.

Technical data

General data		
Can be printed with:		THERMOMARK CARD PLUS • THERMOMARK CARD • BLUEMARK CLED • BLUEMARK LED
Number of individual labels		24
Material		PC
Inflammability class according to UL 94		V0
Temperature range	[°C]	-40 ... 120
Wipe resistance		DIN EN 61010-1 (VDE 0411-1)
Components		free from silicone and halogen

Ordering data

Description	Color	Type	Order No.	Pcs. / Pkt.
UniCard, can be labeled with THERMOMARK CARD and BLUEMARK				
Lettering field size: 30 x 5 mm	white	**UCT-EM (30X5)**	**0801505**	10
	yellow	**UCT-EM (30X5) YE**	**0830340**	10
UniCard, labeled according to customer specifications[1])				
Lettering field size: 30 x 5 mm	white	**UCT-EM (30X5) CUS**	**0801589**	1
	yellow	**UCT-EM (30X5) YE CUS**	**0830348**	1

Accessories

End bracket, for snapping onto NS 35, 5.15 mm wide, can be marked with ZB 5 and UCT-EM (30X5), parking option for bridges and test plugs	**CLIPFIX 35-5**	**3022276**	50
Magazine, for THERMOMARK CARD ..., for accommodating: UCT–EM (30X5) for accommodating UCT–EM (30X5)	**THERMOMARK CARD-UCT-MAG10**	**0801737**	1

Labeling of terminal block groups for snapping into a tall marker groove

- Space-saving group labeling directly on the terminal block
- Fits all terminal blocks with a design width of 3.5 mm and a tall center marker groove
- Large-surface labeling with labels or manually using B–STIFT or X–PEN

3.5 mm and 5.2 mm pitch

29 mm pitch

		Technical data	Technical data
General data			
Material		PA	PA / PC
Inflammability class according to UL 94		V2	V2
Temperature range	[°C]	-40 ... 120	-40 ... 100
Components		free from silicone and halogen	free from silicone and halogen

		Ordering data			Ordering data		
Description	Color	Type	Order No.	Pcs. / Pkt.	Type	Order No.	Pcs. / Pkt.
Group marking label, can be snapped into terminal center, can be marked with an EML (24X3)R or EML (25,4X12,7)R... label or manually with B–STIFT or X–PEN, in the foot part with ZB 3,5							
	gray	**GBS 3,5-25X3,5**	**0830290**	100			
	gray	**GBS 3,5-25X12**	**0830292**	100			
Group marking label, can be snapped into terminal center, can be marked with an EML (24X4)R or EML (25,4X12,7)R label or manually with B–STIFT or X–PEN, in the foot part with ZB 5, UC–TM 5							
	gray	**GBS 5-25X5**	**0829126**	100			
	gray	**GBS 5-25X12**	**0810588**	100			
Group marking label, can be snapped into terminal center, can be labeled with ESL 26 x 6 or EMT (25 x 6) R insert strips, in foot part with zack marker strip ZB, length: 29 mm							
	gray				**GBS-ZB/26X6**	**0809298**	50

		Accessories			Accessories		
Label							
2500 labels p. roll	white	**EML (24X3)R**	**0830291**	1			
2500 labels p. roll	white	**EML (25,4X12,7)R**	**0816825**	1			
1000 labels p. roll	white	**EML (24X4)R**	**0800061**	1			
Insert strip for laser printer, perforated, for terminal strip marker KLM, labeling field: 26 x 6 mm							
Lettering field size: 26 x 6 mm	white				**ESL 26X 6**	**0808105**	10
Insert labels for thermal transfer printers							
Lettering field size: 25 x 6 mm, 5000 labels p. roll	white				**EMT (25X6)R**	**0817264**	1

Marker carrier for STP ... multi-level terminal blocks

STP ...

– The labeling areas of wired multi-level terminal blocks are increased in size using the marker carriers
– Depending on the version, the marker carriers are placed in the receivers on the upper terminal block level

STP ...-ZB

– The marker carriers can, for example, snap into the center marking groove of ST spring-cage terminal blocks and double the marking area; see figure below

CARRIER-TM 300

– Can be snapped into all terminal blocks in the CLIPLINE complete system that have a lateral flat marker groove
– For accommodating ZB ..., UC-TM ... or UCT-TM ... terminal markers which increases the marking area

CARRIER-TMD 300

– Double-row snap-in marker adapter for accommodating two ZB ... or UC−TM ... and UCT-TM ... terminal markers which doubles the marking area

Technical data

General data		
Material		PA
Inflammability class according to UL 94		V2
Temperature range	[°C]	-40 ... 100
Components		free from silicone and halogen

Ordering data

Description	Color	Type	Order No.	Pcs. / Pkt.
Double marker carrier, can be snapped into push-in double-level terminal blocks PTTB 1,5/S, can be labeled with ZB 3,5 or ZBF 3,5	gray	**STP 3,5-2**	**0830131**	100
Triple marker carrier, can be snapped into the push-in three-level terminal block PT 1,5/S-3..., can be labeled with ZB 3,5 or ZBF 3,5	gray	**STP 3,5-3**	**0830132**	100
Double marker carrier, can be snapped into the double-level terminal blocks STTB 1,5, PTTB 1,5, can be labeled with UC-TM 4, ZB 4 or UC-TMF 4, ZBF 4	gray	**STP 4-2**	**0810575**	100
Double marker carrier, can be snapped into STTB 2,5, STTB 4, PTTB 2,5, PTTB 4 double-level terminal blocks, can be labeled with UC-TM 5, ZB 5 or UC-TMF 5, ZBF 5	gray	**STP 5-2**	**0800967**	100
Three-compartment marker carrier, can be snapped into ST 2,5–3... and PT 2,5–3... three-level terminal blocks, can be labeled with UC–TMF 5 and ZBF 5 or ...TM 5 and ZB 5	gray	**STP 5-3**	**0810562**	100
Double marker carrier, snaps into double-level fast connection terminal blocks, QTTCB ... and QTTCBS, can be labeled with ZB 5 and ZBF 5	gray	**STP 5-2/S**	**0800970**	100
Double marker carrier, snaps into all terminal blocks with a width of 4.2 mm and a zack marker strip center groove, can be labeled with ZB 4 or ZBF 4	gray	**STP 4-2-ZB**	**3038613**	100
Double marker carrier, snaps into all terminal blocks with a width of 5.2 mm and a zack marker strip center groove, can be labeled with ZB 5 or ZBF 5	gray	**STP 5-2-ZB**	**3037643**	100
Marker adapter, 300 mm long, can be snapped into the lateral groove on modular terminal blocks, designed to accommodate ZB ... or UC–TM ...	gray	**CARRIER-TM 300**	**0828282**	25
Marker adapter, double row, 300 mm long, can be snapped into the center groove on modular terminal blocks, designed to accommodate two ZB ... or UC–TM ...	gray	**CARRIER-TMD 300**	**0828693**	25
Marker adapters, such as the CARRIER-TM 300; marking area at an angle to the top of the terminal block	gray	**CARRIER-TMH 300**	**0830670**	25

WS... warning labels

Warning labels for terminals
from the UT ... and ST ... series

- Warning labels and warning covers serve to cover and identify mains terminal blocks
- This prevents accidental actuation of the terminal points
- The warning labels snap into the screw shafts of the relevant terminal
- Can be isolated lengthwise and crosswise

Technical data

General data	
Material	PA
Wipe resistance	DIN EN 61010-1 (VDE 0411-1)

Ordering data

Description	Color	Type	Order No.	Pcs. / Pkt.
Warning label, for UT series				
5.2 mm wide	yellow	**WS UT 2,5**	**3047923**	10
6.2 mm wide	yellow	**WS UT 4**	**3047332**	10
8.2 mm wide	yellow	**WS UT 6**	**3047345**	10
10.2 mm wide	yellow	**WS UT 10**	**3047361**	10
12 mm wide	yellow	**WS UT 16**	**3047374**	10
16 mm wide	yellow	**WS UT 35**	**3047387**	10
Warning cover, for ST series				
4.2 mm wide	yellow	**WST 1,5**	**3030958**	50
5.2 mm wide	yellow	**WST 2,5**	**3030941**	50
6.2 mm wide	yellow	**WST 4**	**3030954**	50
8.2 mm wide	yellow	**WST 6**	**3030967**	10
10.2 mm wide	yellow	**WST 10/35**	**3030006**	25

Terminal marking for Phoenix Contact

Large terminal block markers for central and side labeling

		UC-TM 4	UC-TM 5	UC-TM 6	UC-TM 8	UC-TM 10	UC-TM 12	UC-TM 16
		see page 58 onwards						
		ZB 4	ZB 5	ZB 6	ZB 8	ZB 10	ZB 12	ZB 16
		see page 68 onwards						
		UCT-TM 4	UCT-TM 5	UCT-TM 6	UCT-TM 8	UCT-TM 10	UCT-TM 12	UCT-TM 16
		see page 82 onwards						
		TMT 4 R	TMT 5 R	TMT 6 R	TMT 8 R	TMT 10 R	TMT 100 R	TMT 100 R
		see page 94 onwards						
	Pitch	4	5	6	8	10	12	16
Screw terminal blocks								
UT 2,5..., UTTB 2,5..., UTN 2,5..., MUT 2,5...	5							
UT 4..., UTTB 4..., UTME(D) 4..., UTN 4..., USST 4...	6							
UT 6..., UTME(D) 6..., UTN 6..., USST 6...	8							
UT 10..., UTN 10..., USST 10...	10							
UT 16..., UTI 16...	12							
UT 35	16							
UK 1,5 N..., USLKG 1,5 N	4							
UK 2,5 N..., USLKG 2,5 N, UK 3 N..., USLKG 3, UKK(B) 3..., UDK 3..., MTK(D)...	5							
UK 5 N..., USLKG 5 N, UDK 4..., UKK(B) 5, UDMTK(B) 5..., UKN 2,5..., UKN 5..., PIK 4..., SSK 0525...	6							
UK 6 N..., USLKG 6 N, UKN 6..., PIK 6..., URTK..., UGSK..., URDK..., UK 6-T..., SSK 110	8							
UK 10 N..., USLKG 10 N, UKKB 10..., UKN 10..., SK 116...	10							
U(I)K 16..., U(I)SLKG 16, UIKN 16...	12							
U(I)K 35..., U(I)SLKG 35, UIKN 35..., SSK 135...	15							
UKH..., USLKG 50/95, USLKG 50/70/95	> 16							
DIK(D) 1,5..., DOK(D) 1,5..., VIOK 1,5..., DLK(B) 2,5..., SLKK 5...	6							
UVKB 4..., UHK 4..., USK 4..., UK 4..., UKK 4..., VBST 4...	6							
UK 5-HESI..., UKK 5-HESI..., UK-SI..., UK 6-FSI..., UK 10-DREHSI...	8							
UK 6,3-HESI..., USIG...	10							
MT 1,5..., MTTB 1,5...	4							
MBK 6..., MSLKG 6	8							
DFK 4...	6							
DFK 5...	9.5							
UW(V) 4...	8							
UW(V) 10.../16.../25...	≥ 10							
HDFK(V) 50..., HDFK(V) 95...,	> 18							

The pitch of the terminal block corresponds to the width of the label

The pitch of the terminal block is greater than the width of the label

Small terminal block markers for central and side labeling

	Pitch	UC-TMF 4	UC-TMF 5	UC-TMF 6	UC-TMF 8	UC-TMF 10	UC-TMF 12	UC-TMF 16	US-TMF 100
		see page 62 onwards							91
		ZBF 4	ZBF 5	ZBF 6	ZBF 8	ZBF 10	ZBF 12	ZBF 16	
		see page 76 onwards							
		UCT-TMF 4	UCT-TMF 5	UCT-TMF 6	UCT-TMF 8	UCT-TMF 10	UCT-TMF 12	UCT-TMF 16	
		see page 86 onwards							
		TMT 4 R	TMT 5 R	TMT 6 R	TMT 8 R	TMT 10 R	TMT 100 R	TMT 100 R	
		see page 94 onwards							
	Pitch	4	5	6	8	10	12	16	
Screw terminal blocks									
UT 2,5..., UTTB 2,5..., UTN 2,5..., MUT 2,5..., UTI 2,5...	5								
UT 4..., UTTB 4..., UTME(D) 4..., UTN 4..., USST 4...	6								
UT 6..., UTME(D) 6..., UTN 6..., USST 6...	8								
UT 10..., UTN 10..., USST 10...	10								
UT 16..., UTI 16...	12								
UT 35	16								
UK 1,5 N..., USLKG 1,5 N	4								
UK 2,5 N..., USLKG 2,5 N, UK 3 N..., USLKG 3, UKK(B) 3..., UDK 3..., MTK(D)...	5								
UK 5 N..., USLKG 5 N, UDK 4..., UKK(B) 5, UD-MTK(B) 5..., UKN 2,5..., UKN 5..., PIK 4..., SSK 0525	6								
UK 6 N..., USLKG 6 N, UKN 6..., PIK 6...,URTK..., UGSK..., URDK..., UK 6-T, SSK 110	8								
UK 10 N..., USLKG 10 N, UKKB 10..., UKN 10..., SSK 116	10								
U(I)K 16..., U(I)SLKG 16, UIKN 16...	12								
U(I)K 35..., U(I)SLKG 35, UIKN 35..., SSK 135	15								
UKH..., USLKG 50/95, USLKG 50/70/95	> 16								
DIK(D) 1,5..., DOK(D) 1,5..., VIOK 1,5..., DLK(B) 2,5..., SLKK 5...	6								
UVKB 4..., UHK 4..., USK 4..., UK 4..., UKK 4..., VBST 4...	6								
UK 5-HESI..., UKK 5-HESI..., UK-SI..., UK 6-FSI..., UK 10-DREHSI...	8								
UK 6,3-HESI..., UK 10,3 HESI..., USIG...	10								
MT 1,5..., MTTB 1,5...	4								
MBK 6..., MSLKG 6	8								
DFK 4...	6								
DFK 5...	9.5								
UW(V) 4...	8								
UW(V) 10.../16.../25...	≥ 10								
HDFK(V) 50..., HDFK(V) 95...	> 18								

Terminal marking for Phoenix Contact

Large terminal block markers for central labeling

			UC-TM 4	UC-TM 5	UC-TM 6		UC-TM 8	UC-TM 10	UC-TM 12	UC-TM 16
						see page 58 onwards				
		ZB 3,5	ZB 4	ZB 5	ZB 6	ZB 7,62	ZB 8	ZB 10	ZB 12	ZB 16
						see page 68 onwards				
		UCT-TM 3,5	UCT-TM 4	UCT-TM 5	UCT-TM 6	UCT-TM 7,62	UCT-TM 8	UCT-TM 10	UCT-TM 12	UCT-TM 16
						see page 82 onwards				
			TMT 4 R	TMT 5 R	TMT 6 R		TMT 8 R	TMT 10 R	TMT 100 R	TMT 100 R
						see page 94 onwards				
	Pitch	3.5	4	5	6	7.62	8	10	12	16
Spring-cage terminal blocks										
ST 1,5/S-QUATTRO	3.5									
ST 1,5...	4									
ST 2,5... (except ST 2,5-3L)	5									
ST 4..., STTB 4...	6									
ST 6..., STME(D) 6...	8									
ST 10...	10									
ST 16...	12									
ST 35...	16									
ST 4-HESI (6,3 x 32), ST 4-FSI...	8									
STU 2,5...	5									
STU 4..., STTBU 4...	6									
STU 10...	10									
STU 35...	16									
STS 2,5..., STTBS 2,5...	5									
STS 4..., STTBS 4...	6									
STS 6...	8									
STI 2,5..., STN 2,5...	5									
STI 4..., STN 4...	6									
STI 10..., STN 10...	10									
STI 16..., STN 16...	12									
STN 35...	16									
SRTK 6..., SGSK 6..., SRDK 6...	8									
ZRV...	7.62									
ZRTK..., ZGSK..., ZRDK...	8									

The pitch of the terminal block corresponds to the width of the label

The pitch of the terminal block is greater than the width of the label

Small terminal block markers for central and side labeling

	Pitch		UC-TMF 4	UC-TMF 5	UC-TMF 6	UC-TMF 8	UC-TMF 10	UC-TMF 12	UC-TMF 16	US-TMF 100
			see page 62 onwards							91
		ZBF 3,5	ZBF 4	ZBF 5	ZBF 6	ZBF 8	ZBF 10	ZBF 12	ZBF 16	
		see page 76 onwards								
		UCT-TMF 3,5	UCT-TMF 4	UCT-TMF 5	UCT-TMF 6	UCT-TMF 8	UCT-TMF 10	UCT-TMF 12	UCT-TMF 16	
		see page 86 onwards								
			TMT 4 R	TMT 5 R	TMT 6 R	TMT 8 R	TMT 10 R	TMT 100 R	TMT 100 R	
		see page 94 onwards								
	Pitch	3.5	4	5	6	8	10	12	16	
Spring-cage terminal blocks										
ST 1,5/S-QUATTRO	3.5									
ST 1,5..., STTB 1,5...	4									
ST 2,5..., STTB 2,5..., ST 2,5-3..., STIO...	5									
ST 4..., STTB 4...	6									
ST 6..., STME(D) 6...	8									
ST 10...	10									
ST 16...	12									
ST 35...	16									
ST 4-HESI (6,3 x 32), ST 4-FSI...	8									
STU 2,5...	5									
STU 4..., STTBU 4...	6									
STU 10...	10									
STU 35...	16									
STS 2,5..., STTBS 2,5...	5									
STS 4..., STTBS 4...	6									
STS 6...	8									
STI 2,5..., STN 2,5...	5									
STI 4..., STN 4...	6									
STI 10..., STN 10...	10									
STI 16..., STN 16...	12									
STN 35...	16									
SRTK 6..., SGSK 6..., SRDK 6...	8									
ZRV...	7.62									
ZRTK..., ZGSK..., ZRDK...	8									
ZFK 6-DREHSI...	12									
ZFKK 2,5...	5									
ZDMTK 2,5...	6									
ZPV...	5									
MZFKK 1,5...	5									
MSB(V) 2,5.../ MSDB(V) 2,5...	5/10									

Terminal marking for Phoenix Contact

Large terminal block markers for central labeling

			UC-TM 4	UC-TM 5	UC-TM 6	UC-TM 8	UC-TM 10	UC-TM 12	UC-TM 16	US-TM 100
					see page 58 onwards					91
		ZB 3,5	ZB 4	ZB 5	ZB 6	ZB 8	ZB 10	ZB 12	ZB 16	
					see page 68 onwards					
		UCT-TM 3,5	UCT-TM 4	UCT-TM 5	UCT-TM 6	UCT-TM 8	UCT-TM 10	UCT-TM 12	UCT-TM 16	
					see page 82 onwards					
			TMT 4 R	TMT 5 R	TMT 6 R	TMT 8 R	TMT 10 R	TMT 100 R	TMT 100 R	
					see page 94 onwards					
	Pitch	3.5	4	5	6	8	10	12	16	
Push-in connection terminal blocks										
PT 1,5/S..., PTTB 1,5/S..., PTS 1,5/S..., PTTBS 1,5/S...	3.5	■								■
PT 2,5..., PTTB 2,5..., PTTBS 2,5..., PTI 2,5..., PTN 2,5..., PTS 2,5..., PTU 2,5...	5	▒	▒	■						■
PT 4..., PTME(D) 4..., PTTB 4..., PTI 4..., PTN 4..., PTU 4...	6	▒	▒	▒	■					■
PT 6..., PTME 6..., PTI 6..., PTN 6...	8	▒	▒	▒	▒	■				■
PT 10...	10	▒	▒	▒	▒	▒	■			■
PT 16...	12	▒	▒	▒	▒	▒	▒	■		■
PTPOWER...	25	▒	▒	▒	▒	▒	▒	▒	■	■
Fast connection terminal blocks										
QTC(U)(S) 1,5...,	5	▒	▒	■						
QTC(U)(S) 2,5...,	6	▒	▒	▒	■					
Bolt connection terminal blocks										
OTTA 2,5...	9	▒	▒	▒	▒	■				
OTTA 6....	11	▒	▒	▒	▒	■				
OTTA 25...	18	▒	▒	▒	▒	▒	■			
RT(O) 3..., RBO...	12	▒	▒	▒	▒	▒	▒	■		
RT(O) 5...	16	▒	▒	▒	▒	▒	▒	▒	■	
RT(O) 8...	20	▒	▒	▒	▒	▒	▒	▒	■	
HV M.../1, HV M.../2	> 13	▒	▒	▒	▒	▒	▒	■		
UHV 25- UHV 240	> 26	▒	▒	▒	▒	▒	■			

■ The pitch of the terminal block corresponds to the width of the label

▒ The pitch of the terminal block is greater than the width of the label

Small terminal block markers for central and side labeling

			UC-TMF 4	UC-TMF 5	UC-TMF 6	UC-TMF 8	UC-TMF 10	UC-TMF 12	UC-TMF 16	US-TMF 100
					see page 62 onwards					91
		ZBF 3,5	ZBF 4	ZBF 5	ZBF 6	ZBF 8	ZBF 10	ZBF 12	ZBF 16	
					see page 76 onwards					
		UCT-TMF 3,5	UCT-TMF 4	UCT-TMF 5	UCT-TMF 6	UCT-TMF 8	UCT-TMF 10	UCT-TMF 12	UCT-TMF 16	
					see page 86 onwards					
			TMT 4 R	TMT 5 R	TMT 6 R	TMT 8 R	TMT 10 R	TMT 100 R	TMT 100 R	
					see page 94 onwards					
	Pitch	3.5	4	5	6	8	10	12	16	
Push-in connection terminal blocks										
PT 1,5/S..., PTTB 1,5/S..., PTIO..., PTS 1,5/S..., PTTBS 1,5/S, MPT 1,5/S...	3.5	■								■
PT 2,5..., PTTB 2,5..., PTTBS 2,5..., PTI 2,5..., PTN 2,5..., PTS 2,5..., PTU 2,5..., MPT 2,5...	5	■	■	■						■
PT 4..., PTME(D) 4..., PTTB 4..., PTI 4..., PTN 4..., PTU 4	6	■	■	■	■					■
PT 6..., PTME 6..., PTI 6..., PTN 6...	8	■	■	■	■	■				■
PT 10...	10	■	■	■	■	■	■			■
PT 16...	12	■	■	■	■	■	■	■		■
PTPOWER...	25	■	■	■	■	■	■	■	■	■
Fast connection terminal blocks										
QTC(U)(S) 1,5..., QTTCB(U (S) 1,5...	5	■	■	■						■
QTC(U)(S) 2,5...,	6	■	■	■	■					■
Bolt connection terminal blocks										
OTTA 2,5...	9	■	■	■	■	■				■
OTTA 6....	11	■	■	■	■	■				■
OTTA 25...	18	■	■	■	■	■	■			■
RT(O) 3...	12	■	■	■	■	■	■	■		■
RT(O) 5...	16	■	■	■	■	■	■	■	■	■
RT(O) 8...	20	■	■	■	■	■	■	■	■	■
HV M.../1, HV M.../2	> 13	■	■	■	■	■	■	■		■
UHV 25- UHV 240	> 26	■	■	■	■	■	■			■
COMBI plugs and couplings										
UPBV 2,5..., SP(V) 2,5..., SP-H 2,5 ..., SP(D)B 2,5..., SC 2,5...	5	■	■	■						■
UP 4..., UPBV 4...	5	■	■	■	■					■
SP 4..., SC 4...	6	■	■	■	■					■
PP-H 1,5/S..., PPC 1,5/S...	3.5	■								■
PP-H 2,5..., QP 1,5...	5	■	■	■						■
UP 6...	8	■	■	■	■	■				■
PP-H 4...	6	■	■	■	■					■
PP-H 6..., PPC 6...	8	■	■	■	■	■				■

UniCard marking for terminal blocks from other manufacturers with a tall marker groove

- The UC1-TM ... UniCard labeling range includes markers for Weidmüller, Conta-Clip, and Klemsan terminal blocks
- The markers, which are supplied in uniform sheets, can be printed onto quickly and easily using the BLUEMARK CLED
- The multi-section marking strips are easy to fit and can be easily separated if required
- The markers support multiline labeling
- The sheets provide space for including function texts
- Labeling service: Phoenix Contact can custom-label all UniCard markers in accordance with your requirements

Notes:

An overview of markable terminal blocks can be found on page 140 onwards.

[1]) For ordering example, see page 359.

Can be printed with:

UV LED technology

Plotter

96 markers for a terminal block width of 5 mm

Technical data

General data		
Can be printed with:		BLUEMARK CLED • BLUEMARK LED • CMS-P1-PLOTTER
Number of individual labels		96
Number of individual labels per strip		12
Material		PA
Inflammability class according to UL 94		V2
Temperature range	[°C]	-40 ... 120
Wipe resistance		DIN EN 61010-1 (VDE 0411-1)
Components		free from silicone and halogen

Ordering data

Description	Color	Type	Order No.	Pcs. / Pkt.
UniCard, for labeling terminal block brands from other companies				
	white	**UC1-TM 5**	**0821784**	10
	red	**UC1-TM 5 RD**	**0828185**	10
	orange	**UC1-TM 5 OG**	**0828186**	10
	yellow	**UC1-TM 5 YE**	**0828187**	10
	blue	**UC1-TM 5 BU**	**0828188**	10
	green	**UC1-TM 5 GN**	**0828189**	10
With offset foot, see pictogram product photo	white			
UniCard, for labeling terminal block brands from other companies, **labeled acc. to customer specifications**[1])				
	white	**UC1-TM 5 CUS**	**0824507**	1
	red	**UC1-TM 5 RD CUS**	**0828318**	1
	orange	**UC1-TM 5 OG CUS**	**0828319**	1
	yellow	**UC1-TM 5 YE CUS**	**0828320**	1
	blue	**UC1-TM 5 BU CUS**	**0828321**	1
	green	**UC1-TM 5 GN CUS**	**0828322**	1
With offset foot, see pictogram product photo	white			

Accessories

Magazine, for CMS-P1-PLOTTER			
		P1 UC-MAG 5	**5146118**	1

PRINTED FOR YOU

96 markers for a terminal block width of 5 mm, with an offset foot

Technical data

BLUEMARK CLED • BLUEMARK LED • CMS-P1-PLOTTER
96
12
PA
V2
-40 ... 120
DIN EN 61010-1 (VDE 0411-1)
free from silicone and halogen

Ordering data

Type	Order No.	Pcs. / Pkt.
UC1U-TM 5	**0821302**	10
UC1U-TM 5 CUS	**0824521**	1

Accessories

P1 UC-MAG 5	**5146118**	1

PRINTED FOR YOU

80 markers for a terminal block width of 6 mm

Technical data

BLUEMARK CLED • BLUEMARK LED • CMS-P1-PLOTTER
80
10
PA
V2
-40 ... 120
DIN EN 61010-1 (VDE 0411-1)
free from silicone and halogen

Ordering data

Type	Order No.	Pcs. / Pkt.
UC1-TM 6	**0821247**	10
UC1-TM 6 RD	**0828190**	10
UC1-TM 6 OG	**0828191**	10
UC1-TM 6 YE	**0828192**	10
UC1-TM 6 BU	**0828193**	10
UC1-TM 6 GN	**0828194**	10
UC1-TM 6 CUS	**0824509**	1
UC1-TM 6 RD CUS	**0828323**	1
UC1-TM 6 OG CUS	**0828324**	1
UC1-TM 6 YE CUS	**0828325**	1
UC1-TM 6 BU CUS	**0828326**	1
UC1-TM 6 GN CUS	**0828327**	1

Accessories

P1 UC-MAG 5	**5146118**	1

PRINTED FOR YOU

64 markers for a terminal block width of 8 mm

Technical data

BLUEMARK CLED • BLUEMARK LED • CMS-P1-PLOTTER
64
8
PA
V2
-40 ... 120
DIN EN 61010-1 (VDE 0411-1)
free from silicone and halogen

Ordering data

Type	Order No.	Pcs. / Pkt.
UC1-TM 8	**0821739**	10
UC1-TM 8 RD	**0828195**	10
UC1-TM 8 OG	**0828196**	10
UC1-TM 8 YE	**0828197**	10
UC1-TM 8 BU	**0828198**	10
UC1-TM 8 GN	**0828199**	10
UC1-TM 8 CUS	**0824511**	1
UC1-TM 8 RD CUS	**0828328**	1
UC1-TM 8 OG CUS	**0828329**	1
UC1-TM 8 YE CUS	**0828330**	1
UC1-TM 8 BU CUS	**0828331**	1
UC1-TM 8 GN CUS	**0828332**	1

Accessories

P1 UC-MAG 5	**5146118**	1

UniCard marking for terminal blocks from other manufacturers with a flat marker groove

- The UC1-TMF ... UniCard labeling range includes markers for Weidmüller, Wago, ABB (entrelec), Conta-Clip, and Klemsan terminal blocks
- The markers, which are supplied in uniform sheets, can be printed onto quickly and easily using the BLUEMARK CLED
- The multi-section marking strips are easy to fit and can be easily separated if required
- The markers support multiline labeling
- The sheets provide space for including function texts
- Labeling service: Phoenix Contact can custom-label all UniCard markers in accordance with your requirements

Notes:

An overview of markable terminal blocks can be found on page 140 onwards.

[1]) For ordering example, see page 359.

Can be printed with:

UV LED technology

Plotter

120 markers for a terminal block width of 4 mm

Technical data

General data		
Can be printed with:		BLUEMARK CLED • BLUEMARK LED • CMS-P1-PLOTTER
Number of individual labels		120
Number of individual labels per strip		15
Material		PA
Inflammability class according to UL 94		V2
Temperature range	[°C]	-40 ... 120
Wipe resistance		DIN EN 61010-1 (VDE 0411-1)
Components		free from silicone and halogen

Ordering data

Description	Color	Type	Order No.	Pcs. / Pkt.
UniCard, for labeling terminal block brands from other companies				
	white	**UC1-TMF 4**	**0821360**	10
	red	**UC1-TMF 4 RD**	**0828200**	10
	orange	**UC1-TMF 4 OG**	**0828201**	10
	yellow	**UC1-TMF 4 YE**	**0828202**	10
	blue	**UC1-TMF 4 BU**	**0828203**	10
	green	**UC1-TMF 4 GN**	**0828204**	10
UniCard, for labeling terminal block brands from other companies, **labeled acc. to customer specifications**[1])				
	white	**UC1-TMF 4 CUS**	**0824513**	1
	red	**UC1-TMF 4 RD CUS**	**0828333**	1
	orange	**UC1-TMF 4 OG CUS**	**0828334**	1
	yellow	**UC1-TMF 4 YE CUS**	**0828335**	1
	blue	**UC1-TMF 4 BU CUS**	**0828336**	1
	green	**UC1-TMF 4 GN CUS**	**0828337**	1

Accessories

Magazine, for CMS-P1-PLOTTER			
		P1 UC-MAG 4	**5146105**	1

PRINTED FOR YOU

96 markers for a terminal block width of 5 mm

PRINTED FOR YOU

80 markers for a terminal block width of 6 mm

PRINTED FOR YOU

64 markers for a terminal block width of 8 mm

Technical data

BLUEMARK CLED • BLUEMARK LED • CMS-P1-PLOTTER
96
12
PA
V2
-40 ... 120
DIN EN 61010-1 (VDE 0411-1)
free from silicone and halogen

Ordering data

Type	Order No.	Pcs. / Pkt.
UC1-TMF 5	**0821425**	10
UC1-TMF 5 RD	**0828205**	10
UC1-TMF 5 OG	**0828206**	10
UC1-TMF 5 YE	**0828127**	10
UC1-TMF 5 BU	**0828207**	10
UC1-TMF 5 GN	**0828208**	10
UC1-TMF 5 CUS	**0824515**	1
UC1-TMF 5 RD CUS	**0828338**	1
UC1-TMF 5 OG CUS	**0828339**	1
UC1-TMF 5 YE CUS	**0828340**	1
UC1-TMF 5 BU CUS	**0828341**	1
UC1-TMF 5 GN CUS	**0828342**	1

Accessories

P1 UC-MAG 4	**5146105**	1

Technical data

BLUEMARK CLED • BLUEMARK LED • CMS-P1-PLOTTER
80
10
PA
V2
-40 ... 120
DIN EN 61010-1 (VDE 0411-1)
free from silicone and halogen

Ordering data

Type	Order No.	Pcs. / Pkt.
UC1-TMF 6	**0821483**	10
UC1-TMF 6 RD	**0828209**	10
UC1-TMF 6 OG	**0828210**	10
UC1-TMF 6 YE	**0828211**	10
UC1-TMF 6 BU	**0828212**	10
UC1-TMF 6 GN	**0828213**	10
UC1-TMF 6 CUS	**0824517**	1
UC1-TMF 6 RD CUS	**0828343**	1
UC1-TMF 6 OG CUS	**0828344**	1
UC1-TMF 6 YE CUS	**0828345**	1
UC1-TMF 6 BU CUS	**0828346**	1
UC1-TMF 6 GN CUS	**0828347**	1

Accessories

P1 UC-MAG 4	**5146105**	1

Technical data

BLUEMARK CLED • BLUEMARK LED • CMS-P1-PLOTTER
64
8
PA
V2
-40 ... 120
DIN EN 61010-1 (VDE 0411-1)
free from silicone and halogen

Ordering data

Type	Order No.	Pcs. / Pkt.
UC1-TMF 8	**0821548**	10
UC1-TMF 8 RD	**0828214**	10
UC1-TMF 8 OG	**0828215**	10
UC1-TMF 8 YE	**0828216**	10
UC1-TMF 8 BU	**0828217**	10
UC1-TMF 8 GN	**0828218**	10
UC1-TMF 8 CUS	**0824519**	1
UC1-TMF 8 RD CUS	**0828348**	1
UC1-TMF 8 OG CUS	**0828349**	1
UC1-TMF 8 YE CUS	**0828350**	1
UC1-TMF 8 BU CUS	**0828351**	1
UC1-TMF 8 GN CUS	**0828352**	1

Accessories

P1 UC-MAG 4	**5146105**	1

UniCard marking for terminal blocks from other manufacturers with a tall marker groove

- The UC2-TM ... UniCard labeling range includes markers for Wago terminal blocks
- The markers, which are supplied in uniform sheets, can be printed onto quickly and easily using the BLUEMARK CLED
- The multi-section marking strips are easy to fit and can be easily separated if required
- The markers support multiline labeling
- The sheets provide space for including function texts
- Labeling service: Phoenix Contact can custom-label all UniCard markers in accordance with your requirements

Notes:

An overview of markable terminal blocks can be found on page 140 onwards.

[1]) For ordering example, see page 359.

Can be printed with:

UV LED technology

Plotter

PRINTED FOR YOU

120 markers for a terminal block width of 4 mm

Technical data

General data		
Can be printed with:		BLUEMARK CLED • BLUEMARK LED • CMS-P1-PLOTTER
Number of individual labels		120
Number of individual labels per strip		15
Material		PA
Inflammability class according to UL 94		V2
Temperature range	[°C]	-40 ... 120
Wipe resistance		DIN EN 61010-1 (VDE 0411-1)
Components		free from silicone and halogen

Ordering data

Description	Color	Type	Order No.	Pcs. / Pkt.
UniCard, for labeling terminal block brands from other companies	white	**UC2-TM 4**	**0821713**	10
UniCard, for labeling terminal block brands from other companies, **labeled acc. to customer specifications**[1])	white white white white	**UC2-TM 4 CUS**	**0824533**	1

Accessories

Magazine, for CMS-P1-PLOTTER		**P1 UC-MAG 5**	**5146118**	1

PRINTED FOR YOU

96 markers for a terminal block width of 5 mm

PRINTED FOR YOU

80 markers for a terminal block width of 6 mm

PRINTED FOR YOU

64 markers for a terminal block width of 8 mm

Technical data

BLUEMARK CLED • BLUEMARK LED • CMS-P1-PLOTTER
96
12
PA
V2
-40 ... 120
DIN EN 61010-1 (VDE 0411-1)
free from silicone and halogen

Ordering data

Type	Order No.	Pcs. / Pkt.
UC2-TM 5	**0821690**	10
UC2-TM 5 CUS	**0824535**	1

Accessories

P1 UC-MAG 5	**5146118**	1

Technical data

BLUEMARK CLED • BLUEMARK LED • CMS-P1-PLOTTER
80
10
PA
V2
-40 ... 120
DIN EN 61010-1 (VDE 0411-1)
free from silicone and halogen

Ordering data

Type	Order No.	Pcs. / Pkt.
UC2-TM 6	**0821674**	10
UC2-TM 6 CUS	**0824537**	1

Accessories

P1 UC-MAG 5	**5146118**	1

Technical data

BLUEMARK CLED • BLUEMARK LED • CMS-P1-PLOTTER
64
8
PA
V2
-40 ... 120
DIN EN 61010-1 (VDE 0411-1)
free from silicone and halogen

Ordering data

Type	Order No.	Pcs. / Pkt.
UC2-TM 8	**0821755**	10
UC2-TM 8 CUS	**0824539**	1

Accessories

P1 UC-MAG 5	**5146118**	1

UniCard marking for terminal blocks from other manufacturers with a flat marker groove

- The UC2F-TM ... UniCard labeling range includes markers for ABB (entrelec) terminal blocks
- The markers, which are supplied in uniform sheets, can be printed onto quickly and easily using the BLUEMARK CLED
- The multi-section marking strips are easy to fit and can be easily separated if required
- The markers support multiline labeling
- The sheets provide space for including function texts
- Labeling service: Phoenix Contact can custom-label all UniCard markers in accordance with your requirements

Notes:

An overview of markable terminal blocks can be found on page 140 onwards.

[1]) For ordering example, see page 359.

Can be printed with:

UV LED technology

Plotter

PRINTED FOR YOU

120 markers for a terminal block width of 4 mm

Technical data

General data		
Can be printed with:		BLUEMARK CLED • BLUEMARK LED • CMS-P1-PLOTTER
Number of individual labels		120
Number of individual labels per strip		15
Material		PA
Inflammability class according to UL 94		V2
Temperature range	[°C]	-40 ... 120
Wipe resistance		DIN EN 61010-1 (VDE 0411-1)
Components		free from silicone and halogen

Ordering data

Description	Color	Type	Order No.	Pcs. / Pkt.
UniCard, for labeling terminal block brands from other companies	white	**UC2F-TM 4**	**0822178**	10
UniCard, for labeling terminal block brands from other companies, **labeled acc. to customer specifications**[1])	white	**UC2F-TM 4 CUS**	**0824525**	1

Accessories

Magazine, for CMS-P1-PLOTTER		**P1 UC-MAG 4**	**5146105**	1

PRINTED FOR YOU

96 markers for a terminal block width of 5 mm

Technical data

BLUEMARK CLED • BLUEMARK LED • CMS-P1-PLOTTER
96
12
PA
V2
-40 ... 120
DIN EN 61010-1 (VDE 0411-1)
free from silicone and halogen

Ordering data

Type	Order No.	Pcs. / Pkt.
UC2F-TM 5	**0822181**	10
UC2F-TM 5 CUS	**0824527**	1

Accessories

P1 UC-MAG 4	**5146105**	1

PRINTED FOR YOU

80 markers for a terminal block width of 6 mm

Technical data

BLUEMARK CLED • BLUEMARK LED • CMS-P1-PLOTTER
80
10
PA
V2
-40 ... 120
DIN EN 61010-1 (VDE 0411-1)
free from silicone and halogen

Ordering data

Type	Order No.	Pcs. / Pkt.
UC2F-TM 6	**0822194**	10
UC2F-TM 6 CUS	**0824529**	1

Accessories

P1 UC-MAG 4	**5146105**	1

PRINTED FOR YOU

64 markers for a terminal block width of 8 mm

Technical data

BLUEMARK CLED • BLUEMARK LED • CMS-P1-PLOTTER
64
8
PA
V2
-40 ... 120
DIN EN 61010-1 (VDE 0411-1)
free from silicone and halogen

Ordering data

Type	Order No.	Pcs. / Pkt.
UC2F-TM 8	**0822204**	10
UC2F-TM 8 CUS	**0824531**	1

Accessories

P1 UC-MAG 4	**5146105**	1

UniCard marking for terminal blocks from other manufacturers with a tall marker groove

- The UC3-TM ... UniCard labeling range includes markers for Wieland and Legrand terminal blocks
- The markers, which are supplied in uniform sheets, can be printed onto quickly and easily using the BLUEMARK CLED
- The multi-section marking strips are easy to fit and can be easily separated if required
- The markers support multiline labeling
- The sheets provide space for including function texts
- Labeling service: Phoenix Contact can custom-label all UniCard markers in accordance with your requirements

Notes:

An overview of markable terminal blocks can be found on page 140 onwards.

[1]) For ordering example, see page 359.

Can be printed with:

UV LED technology

Plotter

PRINTED FOR YOU



96 markers for a terminal block width of 5 mm

Technical data

General data		
Can be printed with:		BLUEMARK CLED • BLUEMARK LED • CMS-P1-PLOTTER
Number of individual labels		96
Number of individual labels per strip		12
Material		PA
Inflammability class according to UL 94		V2
Temperature range	[°C]	-40 ... 120
Wipe resistance		DIN EN 61010-1 (VDE 0411-1)
Components		free from silicone and halogen

Ordering data

Description	Color	Type	Order No.	Pcs. / Pkt.
UniCard, for labeling terminal block brands from other companies	white	**UC3-TM 5**	**0822369**	10
UniCard, for labeling terminal block brands from other companies, **labeled acc. to customer specifications**[1])	white	**UC3-TM 5 CUS**	**0826888**	1

Accessories

Magazine, for CMS-P1-PLOTTER		**P1 UC-MAG 1**	**5146079**	1

PRINTED FOR YOU

80 markers for a terminal block width of 6 mm

PRINTED FOR YOU

64 markers for a terminal block width of 8 mm

Technical data

BLUEMARK CLED • BLUEMARK LED • CMS-P1-PLOTTER
80
10
PA
V2
-40 ... 120
DIN EN 61010-1 (VDE 0411-1)
free from silicone and halogen

Ordering data

Type	Order No.	Pcs. / Pkt.
UC3-TM 6	**0822385**	10
UC3-TM 6 CUS	**0826889**	1

Accessories

P1 UC-MAG 1	**5146079**	1

Technical data

BLUEMARK CLED • BLUEMARK LED • CMS-P1-PLOTTER
64
8
PA
V2
-40 ... 120
DIN EN 61010-1 (VDE 0411-1)
free from silicone and halogen

Ordering data

Type	Order No.	Pcs. / Pkt.
UC3-TM 8	**0822408**	10
UC3-TM 8 CUS	**0826890**	1

Accessories

P1 UC-MAG 1	**5146079**	1

UniCard marking for terminal blocks from other manufacturers with a tall marker groove

– The UCT1-TM ... UniCard labeling range includes markers for Weidmüller, Conta-Clip, and Klemsan terminal blocks
– Labeling service: Phoenix Contact can custom-label all UniCard markers in accordance with your requirements

Notes:

An overview of markable terminal blocks can be found on page 140 onwards.

[1]) For ordering example, see page 359.

72 markers for a terminal block width of 5 mm

60 markers for a terminal block width of 6 mm

Technical data

General data			
Can be printed with:		THERMOMARK CARD PLUS • THERMOMARK CARD • BLUEMARK CLED • BLUEMARK LED	THERMOMARK CARD PLUS • THERMOMARK CARD • BLUEMARK CLED • BLUEMARK LED
Number of individual labels		72	60
Number of individual labels per strip		12	10
Material		PC	PC
Inflammability class according to UL 94		V0	V0
Temperature range	[°C]	-40 ... 120	-40 ... 120
Wipe resistance		DIN EN 61010-1 (VDE 0411-1)	DIN EN 61010-1 (VDE 0411-1)
Components		free from silicone and halogen	free from silicone and halogen

Ordering data

Description	Color	Type	Order No.	Pcs. / Pkt.	Type	Order No.	Pcs. / Pkt.
UniCard, for labeling terminal block brands from other companies							
	white	**UCT1-TM 5**	**0829482**	10	**UCT1-TM 6**	**0829483**	10
	red	**UCT1-TM 5 RD**	**0829226**	10	**UCT1-TM 6 RD**	**0829232**	10
	orange	**UCT1-TM 5 OG**	**0829227**	10	**UCT1-TM 6 OG**	**0829233**	10
	yellow	**UCT1-TM 5 YE**	**0829228**	10	**UCT1-TM 6 YE**	**0829234**	10
	blue	**UCT1-TM 5 BU**	**0829229**	10	**UCT1-TM 6 BU**	**0829235**	10
	green	**UCT1-TM 5 GN**	**0829230**	10	**UCT1-TM 6 GN**	**0829236**	10
UniCard, for labeling terminal block brands from other companies, **labeled acc. to customer specifications**[1])							
	white	**UCT1-TM 5 CUS**	**0829700**	1	**UCT1-TM 6 CUS**	**0829706**	1
	red	**UCT1-TM 5 RD CUS**	**0829701**	1	**UCT1-TM 6 RD CUS**	**0829707**	1
	orange	**UCT1-TM 5 OG CUS**	**0829702**	1	**UCT1-TM 6 OG CUS**	**0829708**	1
	yellow	**UCT1-TM 5 YE CUS**	**0829703**	1	**UCT1-TM 6 YE CUS**	**0829709**	1
	blue	**UCT1-TM 5 BU CUS**	**0829704**	1	**UCT1-TM 6 BU CUS**	**0829710**	1
	green	**UCT1-TM 5 GN CUS**	**0829705**	1	**UCT1-TM 6 GN CUS**	**0829711**	1

Accessories

Magazine, for THERMOMARK CARD ... for accommodating: UCT–TM ..., UCT1–TM ..., UCT5–TM ..., UCT–EM (5X10), UCT-EM (6X10)	**THERMOMARK CARD-UCT-MAG1**	**5146480**	1	**THERMOMARK CARD-UCT-MAG1**	**5146480**	1

UniCard marking for terminal blocks from other manufacturers with a flat marker groove

- The UCT1-TMF ... UniCard marking range includes markers for Weidmüller, Wago, ABB (entrelec), Conta-Clip, and Klemsan terminal blocks
- Labeling service: Phoenix Contact can custom-label all UniCard markers in accordance with your requirements

Notes:

An overview of markable terminal blocks can be found on page 140 onwards.

[1]) For ordering example, see page 359.

PRINTED FOR YOU

72 markers for a terminal block width of 5 mm

PRINTED FOR YOU

60 markers for a terminal block width of 6 mm

Technical data

General data			
Can be printed with:		THERMOMARK CARD PLUS • THERMOMARK CARD • BLUEMARK CLED • BLUEMARK LED	THERMOMARK CARD PLUS • THERMOMARK CARD • BLUEMARK CLED • BLUEMARK LED
Number of individual labels		72	60
Number of individual labels per strip		12	10
Material		PC	PC
Inflammability class according to UL 94		V0	V0
Temperature range	[°C]	-40 ... 120	-40 ... 120
Wipe resistance		DIN EN 61010-1 (VDE 0411-1)	DIN EN 61010-1 (VDE 0411-1)
Components		free from silicone and halogen	free from silicone and halogen

Ordering data

Description	Color	Type	Order No.	Pcs. / Pkt.	Type	Order No.	Pcs. / Pkt.
UniCard, for labeling terminal block brands from other companies							
	white	**UCT1-TMF 5**	**0829237**	10	**UCT1-TMF 6**	**0829243**	10
	red	**UCT1-TMF 5 RD**	**0829238**	10	**UCT1-TMF 6 RD**	**0829244**	10
	orange	**UCT1-TMF 5 OG**	**0829239**	10	**UCT1-TMF 6 OG**	**0829245**	10
	yellow	**UCT1-TMF 5 YE**	**0829240**	10	**UCT1-TMF 6 YE**	**0829246**	10
	blue	**UCT1-TMF 5 BU**	**0829241**	10	**UCT1-TMF 6 BU**	**0829247**	10
	green	**UCT1-TMF 5 GN**	**0829242**	10	**UCT1-TMF 6 GN**	**0829248**	10
UniCard, for labeling terminal block brands from other companies, **labeled acc. to customer specifications**[1])							
	white	**UCT1-TMF 5 CUS**	**0829718**	1	**UCT1-TMF 6 CUS**	**0829724**	1
	red	**UCT1-TMF 5 RD CUS**	**0829719**	1	**UCT1-TMF 6 RD CUS**	**0829725**	1
	orange	**UCT1-TMF 5 OG CUS**	**0829720**	1	**UCT1-TMF 6 OG CUS**	**0829726**	1
	yellow	**UCT1-TMF 5 YE CUS**	**0829721**	1	**UCT1-TMF 6 YE CUS**	**0829727**	1
	blue	**UCT1-TMF 5 BU CUS**	**0829722**	1	**UCT1-TMF 6 BU CUS**	**0829728**	1
	green	**UCT1-TMF 5 GN CUS**	**0829723**	1	**UCT1-TMF 6 GN CUS**	**0829729**	1

Accessories

Plastic magazine, for THERMOMARK CARD ..., for accommodating: UCT1–TMF…	**THERMOMARK CARD-UCT-MAG4**	**5146614**	1	**THERMOMARK CARD-UCT-MAG4**	**5146614**	1

UniCard marking for terminal blocks from other manufacturers with a tall marker groove

- The UCT2-TM 5/6 UniCard markers are suitable for Wago terminal blocks
- The markers, which are supplied in uniform sheets, can be printed onto quickly, easily, and precisely using the THERMOMARK CARD and BLUEMARK CLED
- The multi-section marking strips are easy to fit and can be easily separated if required
- The markers support multiline labeling
- The sheets provide space for including function texts
- Labeling service: Phoenix Contact can custom-label all UniCard markers in accordance with your requirements

Notes:
An overview of markable terminal blocks can be found on page 140 onwards.
[1]) For ordering example, see page 359.

Can be printed with:

Thermal transfer for sheets and cards

UV LED technology

72 markers for a terminal block width of 5 to 6 mm

Technical data

General data		
Can be printed with:		THERMOMARK CARD PLUS • THERMOMARK CARD • BLUEMARK CLED • BLUEMARK LED
Number of individual labels		72
Number of individual labels per strip		12
Material		PC
Inflammability class according to UL 94		V0
Temperature range	[°C]	-40 ... 120
Wipe resistance		DIN EN 61010-1 (VDE 0411-1)
Components		free from silicone and halogen

Ordering data

Description	Color	Type	Order No.	Pcs. / Pkt.
UniCard, for labeling terminal block brands from other companies	white	**UCT2-TM 5/6**	**0829249**	10
UniCard, for labeling terminal block brands from other companies, **labeled acc. to customer specifications**[1])	white	**UCT2-TM 5/6 CUS**	**0829250**	1

Accessories

Plastic magazine, for THERMOMARK CARD ..., for accommodating: UCT2–TM …		**THERMOMARK CARD-UCT-MAG5**	**5146615**	1

UniCard marking for terminal blocks from other manufacturers with a tall marker groove

- The UCT3-TM ... UniCard labeling range includes markers for Wieland and Legrand terminal blocks
- Labeling service: Phoenix Contact can custom-label all UniCard markers in accordance with your requirements

Notes:

An overview of markable terminal blocks can be found on page 140 onwards.

[1]) For ordering example, see page 359.

72 markers for a terminal block width of 5 mm

60 markers for a terminal block width of 6 mm

Technical data

General data			
Can be printed with:		THERMOMARK CARD PLUS • THERMOMARK CARD • BLUEMARK CLED • BLUEMARK LED	THERMOMARK CARD PLUS • THERMOMARK CARD • BLUEMARK CLED • BLUEMARK LED
Number of individual labels		72	60
Number of individual labels per strip		12	10
Material		PC	PC
Inflammability class according to UL 94		V0	V0
Temperature range	[°C]	-40 ... 120	-40 ... 120
Wipe resistance		DIN EN 61010-1 (VDE 0411-1)	DIN EN 61010-1 (VDE 0411-1)
Components		free from silicone and halogen	free from silicone and halogen

Ordering data

Description	Color	Type	Order No.	Pcs. / Pkt.	Type	Order No.	Pcs. / Pkt.
UniCard, for labeling terminal block brands from other companies	white	**UCT3-TM 5**	**0829251**	10	**UCT3-TM 6**	**0829252**	10
UniCard, for labeling terminal block brands from other companies, **labeled acc. to customer specifications**[1])	white	**UCT3-TM 5 CUS**	**0829955**	1	**UCT3-TM 6 CUS**	**0829956**	1

Accessories

Magazine, for THERMOMARK CARD ..., for accommodating: UCT3–TM …		**THERMOMARK CARD-UCT-MAG6**	**5146616**	1	**THERMOMARK CARD-UCT-MAG6**	**5146616**	1

UniCard marking for terminal blocks from other manufacturers with a tall marker groove

– The UCT5-TM ... UniCard labeling range includes markers for Cabur terminal blocks
– The markers, which are supplied in uniform sheets, can be printed onto quickly, easily, and precisely using the THERMOMARK CARD and BLUEMARK CLED
– The multi-section marking strips are easy to fit and can be easily separated if required
– The markers support multiline labeling
– The sheets provide space for including function texts
– Labeling service: Phoenix Contact can custom-label all UniCard markers in accordance with your requirements

Notes:

An overview of markable terminal blocks can be found on page 140 onwards.

[1]) For ordering example, see page 359.

Can be printed with:

Thermal transfer for sheets and cards

UV LED technology

PRINTED FOR YOU

66 markers for a terminal block width of 5 mm

Technical data

General data		
Can be printed with:		THERMOMARK CARD PLUS • THERMOMARK CARD • BLUEMARK CLED • BLUEMARK LED
Number of individual labels		66
Number of individual labels per strip		11
Material		PC
Inflammability class according to UL 94		V0
Temperature range	[°C]	-40 ... 120
Wipe resistance		DIN EN 61010-1 (VDE 0411-1)
Components		free from silicone and halogen

Ordering data

Description	Color	Type	Order No.	Pcs. / Pkt.
UniCard, for labeling terminal block brands from other companies	white	**UCT5-TM 5**	**0828750**	10
UniCard, for labeling terminal block brands from other companies, **labeled acc. to customer specifications**[1])	white	**UCT5-TM 5 CUS**	**0829742**	1

Accessories

Magazine, for THERMOMARK CARD ... for accommodating: UCT–TM ..., UCT1–TM ..., UCT5–TM ..., UCT–EM (5X10), UCT-EM (6X10)		**THERMOMARK CARD-UCT-MAG1**	**5146480**	1

PRINTED FOR YOU

54 markers for a terminal block width of 6 mm

Technical data

THERMOMARK CARD PLUS • THERMOMARK CARD • BLUEMARK CLED • BLUEMARK LED
54
9
PC
V0
-40 ... 120
DIN EN 61010-1 (VDE 0411-1)
free from silicone and halogen

Ordering data

Type	Order No.	Pcs. / Pkt.
UCT5-TM 6	**0828752**	10
UCT5-TM 6 CUS	**0829743**	1

Accessories

THERMOMARK CARD-UCT-MAG1	**5146480**	1

N

UniCard marking for terminal blocks from other manufacturers with a flat marker groove

- The UniCard UCT6M ... labeling range includes markers for ABB terminal blocks
- The markers, which are supplied in uniform sheets, can be marked quickly, precisely, and easily
- The multi-section marking strips are easy to fit and can be easily separated if required
- Labeling service: Phoenix Contact can custom-label all UniCard markers in accordance with your requirements

Notes:

An overview of markable terminal blocks can be found on page 140 onwards.

[1]) For ordering example, see page 359.

Can be printed with:

Thermal transfer for sheets and cards

UV LED technology

PRINTED FOR YOU

72 markers for a terminal block width of 5.2 mm

Technical data

General data		
Can be printed with:		THERMOMARK CARD PLUS • THERMOMARK CARD • BLUEMARK CLED • BLUEMARK LED
Number of individual labels		72
Number of individual labels per strip		12
Material		PC
Inflammability class according to UL 94		V0
Temperature range	[°C]	-40 ... 120
Wipe resistance		DIN EN 61010-1 (VDE 0411-1)
Components		Free from silicone, halogen and cadmium

Ordering data

Description	Color	Type	Order No.	Pcs. / Pkt.
UniCard, for labeling terminal block brands from other companies	white	**UCT6M-TM 5**	**0830756**	10
UniCard, for labeling terminal block brands from other companies, **labeled acc. to customer specifications**[1])	white	**UCT6M-TM 5 CUS**	**0830762**	1

Accessories

Magazine, for THERMOMARK CARD ... for accommodating: UCT–TM ..., UCT1–TM ..., UCT5–TM ..., UCT–EM (5X10), UCT-EM (6X10)	**THERMOMARK CARD-UCT-MAG1**	**5146480**	1

N

PRINTED FOR YOU

60 markers for a terminal block width of 6.2 mm

Technical data

THERMOMARK CARD PLUS • THERMOMARK CARD • BLUEMARK CLED • BLUEMARK LED
60
10
PC
V0
-40 ... 120
DIN EN 61010-1 (VDE 0411-1)
Free from silicone, halogen and cadmium

Ordering data

Type	Order No.	Pcs. / Pkt.
UCT6M-TM 6	**0830757**	10
UCT6M-TM 6 CUS	**0830763**	1

Accessories

THERMOMARK CARD-UCT-MAG1	**5146480**	1

N

PRINTED FOR YOU

42 markers for a terminal block width of 8.2 mm

Technical data

THERMOMARK CARD PLUS • THERMOMARK CARD • BLUEMARK CLED • BLUEMARK LED
42
7
PC
V0
-40 ... 120
DIN EN 61010-1 (VDE 0411-1)
Free from silicone, halogen and cadmium

Ordering data

Type	Order No.	Pcs. / Pkt.
UCT6M-TM 8	**0830758**	10
UCT6M-TM 8 CUS	**0830764**	1

Accessories

THERMOMARK CARD-UCT-MAG1	**5146480**	1

N

UniCard marking for terminal blocks from other manufacturers with a tall marker groove

– The UniCard UCT6R-TM ... labeling range includes markers for ABB terminal blocks
– The markers, which are supplied in uniform sheets, can be marked quickly, precisely, and easily
– The multi-section marking strips are easy to fit and can be easily separated if required
– Labeling service: Phoenix Contact can custom-label all UniCard markers in accordance with your requirements

Notes:

An overview of markable terminal blocks can be found on page 140 onwards.

[1]) For ordering example, see page 359.

Can be printed with:

Thermal transfer for sheets and cards

UV LED technology

PRINTED FOR YOU

72 markers for a terminal block width of 5.2 mm

Technical data

General data		
Can be printed with:		THERMOMARK CARD PLUS • THERMOMARK CARD • BLUEMARK CLED • BLUEMARK LED
Number of individual labels		72
Number of individual labels per strip		12
Material		PC
Inflammability class according to UL 94		V0
Temperature range	[°C]	-40 ... 120
Wipe resistance		DIN EN 61010-1 (VDE 0411-1)
Components		Free from silicone, halogen and cadmium

Ordering data

Description	Color	Type	Order No.	Pcs. / Pkt.
UniCard, for labeling terminal block brands from other companies	white	**UCT6R-TM 5**	**0830753**	10
UniCard, for labeling terminal block brands from other companies, **labeled acc. to customer specifications**[1])	white	**UCT6R-TM 5 CUS**	**0830759**	1

Accessories

Magazine, for THERMOMARK CARD ... for accommodating: UCT–TM ..., UCT1–TM ..., UCT5–TM ..., UCT–EM (5X10), UCT-EM (6X10)		**THERMOMARK CARD-UCT-MAG1**	**5146480**	1

N

PRINTED FOR YOU

60 markers for a terminal block width of 6.2 mm

Technical data

THERMOMARK CARD PLUS • THERMOMARK CARD • BLUEMARK CLED • BLUEMARK LED
60
10
PC
V0
-40 ... 120
DIN EN 61010-1 (VDE 0411-1)
Free from silicone, halogen and cadmium

Ordering data

Type	Order No.	Pcs. / Pkt.
UCT6R-TM 6	**0830754**	10
UCT6R-TM 6 CUS	**0830760**	1

Accessories

THERMOMARK CARD-UCT-MAG1	**5146480**	1

N

PRINTED FOR YOU

42 markers for a terminal block width of 8.2 mm

Technical data

THERMOMARK CARD PLUS • THERMOMARK CARD • BLUEMARK CLED • BLUEMARK LED
42
7
PC
V0
-40 ... 120
DIN EN 61010-1 (VDE 0411-1)
Free from silicone, halogen and cadmium

Ordering data

Type	Order No.	Pcs. / Pkt.
UCT6R-TM 8	**0830755**	10
UCT6R-TM 8 CUS	**0830761**	1

Accessories

THERMOMARK CARD-UCT-MAG1	**5146480**	1

UniSheet marking for terminal blocks from other manufacturers

- The US2-TM 100 UniSheet markers are suitable for Wago terminal blocks
- The markers, which are supplied as uniform cards, can be printed onto quickly, easily, and cost-effectively using the THERMOMARK CARD
- The perforated marking strips are easy to separate and can be easily fitted
- The cards provide space for including function texts
- Labeling service: Phoenix Contact can custom-label all UniSheet markers in accordance with your requirements

Notes:
An overview of markable terminal blocks can be found on page 140 onwards.
[1]) For ordering example, see page 359.

Can be printed with:

Thermal transfer for sheets and cards

PRINTED FOR YOU

12 strips with a strip width of 104 mm

Technical data

General data		
Can be printed with:		THERMOMARK CARD PLUS • THERMOMARK CARD
Number of individual labels		12
Number of individual labels per strip		1
Material		PVC
Inflammability class according to UL 94		V0
Temperature range	[°C]	-30 ... 70
Wipe resistance		DIN EN 61010-1 (VDE 0411-1)
Components		Silicone-free

Ordering data

Description	Color	Type	Order No.	Pcs. / Pkt.
UniSheet, for labeling terminal blocks from other manufacturers with a Wago TopJob S terminal block groove, strip length of 104 mm	white	**US2-TM 100**	**0829268**	10
UniSheet, for labeling terminal blocks from other manufacturers with a Wago TopJop S terminal block groove, **labeled acc. to customer specifications,** strip length of 104 mm[1])	white	**US2-TM 100 CUS**	**0829950**	1

Accessories

Magazine, for THERMOMARK CARD..., for accommodating all US–... materials		**THERMOMARK CARD-US-MAG1**	**5146451**	1

N

Marker strips, continuous, for terminal blocks from other manufacturers

- The TMT2 . . . markers are suitable for Wago terminal blocks
- The marker strips are automatically perforated and cut to the desired length
- The markers in the form of continuous rolls can be printed quickly, easily, and precisely with the THERMOMARK ROLL... printers

Notes:

An overview of markable terminal blocks can be found on page 140 onwards.

[1]) For ordering example, see page 359.

Can be printed with:

Thermal transfer for rolls

PRINTED FOR YOU

Marker with strip height of 11 mm, continuous

Technical data

General data		
Can be printed with:		THERMOMARK ROLL • THERMOMARK ROLL X1 • THERMOMARK X1.1 • THERMOMARK X1.2 • THERMOMARK S1.1
Number of individual labels		1
Number of individual labels per strip		1
Material		Polyester
Inflammability class according to UL 94		V0
Temperature range	[°C]	-40 ... 120
Wipe resistance		DIN EN 61010-1 (VDE 0411-1)
Components		free from silicone and halogen

Ordering data

Description	Color	Type	Order No.	Pcs. / Pkt.
UniSheet, for marking terminal blocks from other manufacturers with a Wago TopJob S terminal block groove, strip height of 11 mm, continuous	white	**TMT2 (EX11)R**	**0802683**	1
UniSheet, for marking terminal blocks from other manufacturers with a Wago TopJob S terminal block groove, **labeled according to customer specifications,** strip height of 11 mm, continuous[1])	white	**TMT2 (EX11)R CUS**	**0830811**	1

Terminal marking for Weidmüller

		UC1U-TM 5	UC1-TM 5	UC1-TM 6	UC1-TM 8	UCT1-TM 5	UCT1-TM 6	UC1-TMF 4	UC1-TMF 5	UC1-TMF 6	UC1-TMF 8	UCT1-TMF 5	UCT1-TMF 6
UniCard, white		0821302	0821784	0821247	0821739	0829482	0829483	0821360	0821425	0821483	0821548	0829237	0829243
	Pitch	5	5	6	8	5	6	4	5	6	8	5	6
Screw connection terminal blocks													
AKZ 1,5/AKZ 2,5	5												
AKZ 4/AKE 4	6												
DLD(A)2,5.../MAK 2,5/VLI 2,5	6												
SAK 10/16/35/95// EK 10/16/35	5												
SAK 2,5/4//EK 2,5/4	6												
SAKS.../SAK 6//EK 6	8												
WDK 2,5/4...	5												
WDL 2,5...	6												
WDT...	5												
WDU (WPE) 1,5/2,5...	5												
WDU (WPE) 4...	6												
WDU (WPE) 6-240...	8												
WF...	8												
WFF...	6												
WNT 2,5	5												
WNT 4	6												
WNT 6-WNT 70N	8												
WSI 4	6												
WSI 6	6												
WTL 4/6	6												
WTR 2,5...	5												
WTR 4...	6												

The pitch of the terminal block corresponds to the width of the label

The pitch of the terminal block is greater than the width of the label

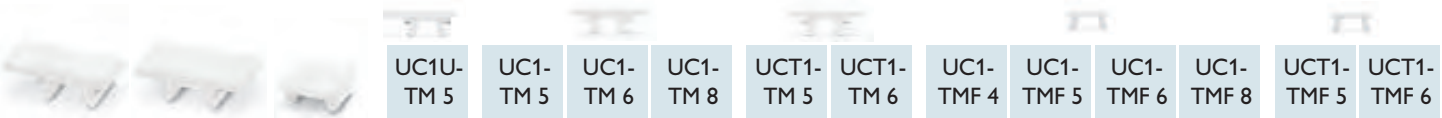

		UC1U-TM 5	UC1-TM 5	UC1-TM 6	UC1-TM 8	UCT1-TM 5	UCT1-TM 6	UC1-TMF 4	UC1-TMF 5	UC1-TMF 6	UC1-TMF 8	UCT1-TMF 5	UCT1-TMF 6
UniCard, white		0821302	0821784	0821247	0821739	0829482	0829483	0821360	0821425	0821483	0821548	0829237	0829243
	Pitch	5	5	6	8	5	6	4	5	6	8	5	6
Spring-cage connection terminal blocks													
ZDK 2,5 (PE)…/ZDLD 2,5…/ZMAK 2,5	5												
ZDK 4 (PE)…	6												
ZDK 6/S	8												
ZDL 2,5/S…/ZDL 4/S…	5												
ZDT 2,5 (PE)…/ZT (PE) 2,5…/ZP 2,5…	5												
ZDU (ZPE) 10…- ZDU (ZPE) 35/ZEI 16…	5												
ZDU (ZPE) 2,5…	5												
ZDU (ZPE) 4…	6												
ZDU (ZPE) 6…/ZEI 6	8												
ZNT 2,5/10/16/35…	5												
ZNT 4	6												
ZNT 6	8												
ZPV 1,5…/ZIA 1,5…/ZVL 1,5…	5												
ZSI 2,5…/ZSI 6…	5												
ZSI 6-2/FC	6												
ZT (PE) 4…/ZP 4…	6												
ZTD 6/ZTL 6	6												
ZTR 2,5…/ZDTR 2,5…/ZDL 2,5…	5												
IDC terminal blocks													
IDU (IPE 1,5) N…/ITR 1,5 N…/IDK 1,5 N(PE)…	5												
IDU (IPE) 2,5 N…/ITR 2,5 N…	6												
IT 1,5…/IEK 1,5 N (PE)…/ IAK 1,5 N…/IIK 1,5 N…	5												
Push-in connection terminal blocks													
PDL 4…	5												
PDU (PPE) 2,5/4…/PDK 2,5/4 (PE)…	5												
PDU (PPE) 6/10…/ PDU (PPE) 16…/PEI 16…	8												
PNT 2,5/4	5												
PNT 6/10/16	8												

Terminal marking for Wieland

		UC3-TM 5	UC3-TM 6	UC3-TM 8	UCT3-TM 5	UCT3-TM 6
UniCard, white		0822369	0822385	0822408	0829251	0829252
	Pitch	5	6	8	5	6
Screw connection terminal blocks						
9700 A/5...	5					
9700 A/6...	6					
9700 A/8...	8					
9700 A/10...	10					
9700 A/12...	12					
9700 A/16...	16					
9700 A/6 ETK...	6					
9700 A/8 ETK...	8					
9700 A/10 ETK...	10					
WK(M) 2,5...	5					
WK 4..., WKI 4..., WKM 4...	6					
WK 6...	8					
WKN 10..., WKI 10...	10					
WKN 16..., WKI 16...	12					
WKN 35..., WKI 35...	16					
WKN 70...	24					
WKN 70...	28					
9785 U/..., 9786 U/...	12					

The pitch of the terminal block corresponds to the width of the label

The pitch of the terminal block is greater than the width of the label

		UC-TM 4	UC-TMF 4	UCT-TM 4	UCT-TMF 4	UC3-TM 5	UC3-TM 6	UC3-TM 8	UCT3-TM 5	UCT3-TM 6	US-TMF 100
UniCard, white		0818111	0818166	0828732	0828742	0822369	0822385	0822408	0829251	0829252	0829260
	Pitch	4	4	4	4	5	6	8	5	6	
Spring-cage connection terminal blocks											
WKF 1,5...	4	■	■	■	■						■
WKF 1,5 KOI..., WKF 1,5 KOA...	5					■			■		
WK(I)F 2,5..., WKFN 2,5...	5					■			■		
WKF 4..., WKFN 4...	6					■	■		■	■	
WKF 6...	8					■	■	■	■	■	
WKF 10...	10					■	■	■	■	■	
WK(I)F 16...	12					■	■	■	■	■	
WKF 35...	16					■	■	■	■	■	
Fast connection terminal blocks											
WKC 1...	5					■			■		
WKC 2,5...	6					■	■		■	■	
WKF 16...WKC	12					■	■	■	■	■	

Terminal marking for CONTA-CLIP

		UC1-TM 5	UC1-TM 6	UC1-TM 8	UCT1-TM 5	UCT1-TM 6	UC1-TMF 4	UC1-TMF 5	UC1-TMF 6	UC1-TMF 8	UCT1-TMF 5	UCT1-TMF 6
UniCard, white		0821784	0821247	0821739	0829482	0829483	0821360	0821425	0821483	0821548	0829237	0829243
	Pitch	5	6	8	5	6	4	5	6	8	5	6
Spring-cage connection terminal blocks												
Z(S)RK 2,5..., ZSL 2,5...	5											
ZRK 4..., ZSL 4...	6											
ZRK (ZSL) 6..., ZRK (ZSL) 10..., ZRK (ZSL) 16...	8											
ZRKD 2,5..., ZSLD 2,5...	5											
ZIKD 2,5..., ZVMAK 2,5...	5											
ZTRK 2,5...	5											
ZIZA 1,5...	5											
ZS...	5											
Push-in connection terminal blocks												
FRK 1,5.../FSL 1,5...	4											
FRK 2,5.../FSL 2,5...	5											
FRK 4.../FSL 2,5...	6											
FRKD 2,5.../FSLD 2,5...	5											
FDLIS 2,5...	5											
FTRK 2,5...	5											
HSK...	8											

The pitch of the terminal block corresponds to the width of the label

The pitch of the terminal block is greater than the width of the label

		UC1-TM 5	UC1-TM 6	UC1-TM 8	UCT1-TM 5	UCT1-TM 6	UC1-TMF 4	UC1-TMF 5	UC1-TMF 6	UC1-TMF 8	UCT1-TMF 5	UCT1-TMF 6
UniCard, white		0821784	0821247	0821739	0829482	0829483	0821360	0821425	0821483	0821548	0829237	0829243
	Pitch	5	6	8	5	6	4	5	6	8	5	6
Screw connection terminal blocks												
RK 1,5-4...	6											
RK 2,5...	5											
RK 2,5-4...	6											
RK 6-10.../16.../35...	8											
RK 50...-RK 240...	8											
SL...	5											
RKD 2,5...	5											
RKD 4...	6											
DLI 2,5..., VMAK 2,5...	6											
IK (D) 2,5...	5											
TRK 1,5...	5											
TK.../STK...	8											
PTK...	8											
SIK 10...	8											
STK...	6											
SK...	8											
TSK 2,5	5											
FF.../SF...	6											
DLIS.../DLI...	6											
NT...	6											
RKA 2,5...	5											
RKA 4...	6											
RKA 10...	8											
RKB 4...	5											
KBL 2,5...	5											
KBL 2,5-4...	6											
KBL 6-10...	8											

Terminal marking for ABB (entrelec)

		UCT6M-TM 5	UCT6M-TM 6	UCT6M-TM 8
UniCard, white		0830756	0830757	0830758
	Pitch	5	6	8
SNK series				
ZS4...	5.2			
ZS6...	6			
ZS10...	8			
ZS16...	10			
ZS35...	16			
ZS70...	22			
ZS95...	26			
ZS4-S-R...	6			
ZS4-S-R3...	8			
ZS4-S-T2-R...	6			
ZS4-SP-R...	6			
ZS4-SP-T2-R...	6			
ZS4-SF...	6			
ZS4-SF1...	8			
BAM3	10			
CS-R1	3			
TC5...	5.2			
PG5...	5.2			

The pitch of the terminal block corresponds to the width of the label

The pitch of the terminal block is greater than the width of the label

		UC2F-TM 5 UCT6R-TM 5	UC2F-TM 6 UCT6R-TM 6	UC2F-TM 8 UCT6R-TM 8	UC1-TMF 4	UC1-TMF 5	UC1-TMF 6
UniCard, white		0822187 0830753	0822194 0830754	0822204 0830755	0821360	0821425	0821483
	Pitch	5	6	8	4	5	6
Screw connection terminal blocks							
M(A) 2,5/5...	5						
M 4/6...	6						
M 6/8	8						
M 10/10, M 16/12, M 35/16, M 70/22, M 95/22	8						
D 150/31..., D 240/36...	8						
D 4/6 NTLP	6						
MA 2,5/5.NT	5						
M 4/6.NT	6						
M 6/8.NT	8						
M 10/10.NT, M 16/12.NT, M 35/16.	8						
Spring-cage connection terminal blocks							
D 1,5/4... 2 L, D 1,5/4.../4 L	4						
D 2,5/5... 2 L, D 2,5/5... 3 L, D 2,5/5... 4 L	5						
D 4/6... 2 L, D 4/6... 3 L, D 4/6... 4 L	6						
D 6/8... 2 L	8						
D 10/10... 2 L, D 16/12... 2 L, D 35/16... 2 L	8						
D 2,5/5.NT.L	5						
D 4/6.NT.L	6						
D 6/8.NL.L	8						
D 10/10.NZ.L., D 16/12.NT.L, D 35/16NT.L.	8						
D 2,5/5.N...	5						
IDC terminal blocks							
D 1,5... ADO	5						
D 1,5/6... ADO	6						
D 2,5/8... ADO, D 4/8... ADO	8						
D 1,5/6.NT.ADO	6						
D 2,5/8.NT.ADO	8						
D 2,5/5... ADO	5						
D 4/6... ADO	6						
D 6/8... ADO, D 6/8.ADO3	8						

Terminal marking for Wago

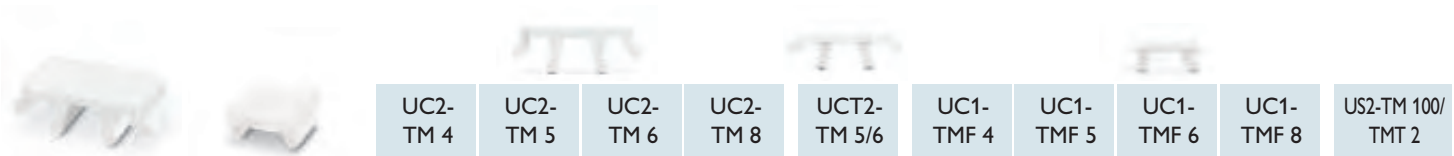

		UC2-TM 4	UC2-TM 5	UC2-TM 6	UC2-TM 8	UCT2-TM 5/6	UC1-TMF 4	UC1-TMF 5	UC1-TMF 6	UC1-TMF 8	US2-TM 100/ TMT 2
UniCard, white		0821713	0821690	0821674	0821755	0829249	0821360	0821425	0821483	0821548	0829268/ 0802683
	Pitch	4	5	6	8	5/6	4	5	6	8	
Spring-cage connection terminal blocks											
2001...	4	■					■				■
2002..., 2003...	5	■	■			■	■	■			■
2004..., 2005..., 2006...	6	■	■	■		■	■	■	■		■
2010..., 2016...	8	■	■	■	■		■	■	■	■	■
261..., 264...	6						■	■	■		
270...	5						■	■			
279...	4	■									
280...	5	■	■								
280-8...	5						■	■			
281...	6	■	■	■							
282..., 283..., 284..., 285...	8	■	■	■	■						
290...	5	■	■								
727...	6	■	■	■							
769...	5						■	■			
775..., 776..., 777...	6	■	■	■							
780...	5	■	■								
781...	6	■	■	■							
782..., 783..., 784..., 785...	8	■	■	■	■						
869..., 870..., 880...	5	■	■				■	■			

■ The pitch of the terminal block corresponds to the width of the label

■ The pitch of the terminal block is greater than the width of the label

Terminal marking for Cabur

UniCard, white		UCT5-TM 5	UCT5-TM 6
		0828750	0828752
	Pitch	5	6
Screw connection terminal blocks			
CBD.2	5.5	■	
CBD.4	6.5	▒	■
CBD.6	8	▒	▒
CBD.10	10	▒	▒
CBD.16	12	▒	▒
CBD.35	16	▒	▒
CBD.50	18	▒	▒
CBD.70	20.5	▒	▒
AFO.2/1+2, AFO.2/2+2	6.5	▒	■
CBC.2	5	■	
CBC.4	6	▒	■
CBC.6	8	▒	▒
CBC.16	12	▒	▒
CBC.35	16	▒	▒
GPA.70	20.5	▒	▒
GPA.95	26	▒	▒
GPA.150	31	▒	▒
GPA.240	37	▒	▒
TE.6	8	▒	▒
TE.10	10	▒	▒
TE.16	12	▒	▒
TE.35	16	▒	▒
TED.4	6.5	▒	■
TEO.2	5.5	■	
TEO.4	6.5	▒	■
TEC.6	8	▒	▒
TEC.10	10	▒	▒
TEC.16	12	▒	▒
TEC.35	16	▒	▒
TEC.70	20.5	▒	▒
CBE.2, CBR.2, CVF.2	5	■	
CVF.4, DAS.4	6	▒	■
DBC.2	5	■	

UniCard, white		UCT5-TM 5	UCT5-TM 6
		0828750	0828752
	Pitch	5	6
Screw connection terminal blocks			
DSFA.4, DSS.4	6	▒	■
EDM.2, TC/DIN, TC/PO	5.5	■	
EDM.4, FDP.2, FFS.4, FVS.4	6.5	▒	■
EDM.6	8	▒	▒
EDM.10, SFR.6	10	▒	▒
EDM.16, FPC.10, FPL.10	12	▒	▒
EDM.25	16	▒	▒
EDM.35	18.5	▒	▒
EDM.70	21	▒	▒
MPFA.4, MPS.4, RP.4	6	▒	■
MPS.2/SV, MPS.2/SW, MPS.2/SWP	5.5	■	
PDF.2, SCB.4	6.5	▒	■
RN.2, TR.2	5	■	
TR.4	7.3	▒	▒
SCB.6, SFO.4, SFR.4, SV.6	8	▒	▒
SV.2	5.5	■	
SV.4	7	▒	▒
SV.10	10.5	▒	▒
TDE.2, TLD.2, TLE.2, TLS.2	6.2	▒	■
VPC.2, VPD.2	5.08	■	
Spring-cage connection terminal blocks			
HCD.1	5.08	■	
Push-in connection terminal blocks			
NCS, NCV	6.2	▒	■

■ The pitch of the terminal block corresponds to the width of the label

▒ The pitch of the terminal block is greater than the width of the label

Terminal marking for Klemsan



		UC1U-TM 5	UC1-TM 5	UC1-TM 6	UC1-TM 8	UCT1-TM 5	UCT1-TM 6	UC1-TMF 4	UC1-TMF 5	UC1-TMF 6	UC1-TMF 8	UCT1-TMF 5	UCT1-TMF 6
UniCard, white		0821302	0821784	0821247	0821739	0829482	0829483	0821360	0821425	0821483	0821548	0829237	0829243
	Pitch	5	5	6	8	5	6	4	5	6	8	5	6
Screw connection terminal blocks													
AVK 2,5/PEK 2,5 K/WGT 2,5	5												
AVK 4.../AVK 2,5/4T/PEK 2,5/PEK 4/WGT 4	6												
AVK 6-240/ PEK 6-35	8												
AVK 6/10T-16/35T// WGT, 6/WGT 10	8												
PIK 2,5...	5												
PIK 4...	6												
PIK 3...	6												
ASK 2	8												
ASK 3	6												
ASK 4/AVK 4 FS	8												
ASK 4S/ASK 4 LD	6												
WGO...	8												
AYK 4...	6												
AYK 10...	8												
MVK 2,5 (T)	5												
MVK 4 (T)	6												
Spring-cage connection terminal blocks													
YBK 2,5 (T)	5												
YBK 4 (T)	6												
YBK 6 (T) YBK 10 (T)	8												
MYK 2,5 (T)...//MYP-PK 2,5...	5												
YBK 2,5 F.../YBK 3...	5												
YBK 4...	6												
YBK S.../YBK I...	8												
YBK 2,5 A.../YBK 2,5 E.../YB K 2,5C...	5												
PCY 2,5...	5												

The pitch of the terminal block corresponds to the width of the label

The pitch of the terminal block is greater than the width of the label

Terminal marking for Legrand

		UC3-TM 5	UC3-TM 6	UC3-TM 8
UniCard, white		0822369	0822385	0822408
	Pitch	5	6	8
Screw connection terminal blocks, Viking 2				
39060	5			
39061-39068	6			
39070	6			
39077	5			
39078, 39080, 39082	6			
39084, 39085	6			
39300	5			
39301-39305	6			
39307	6			
39370	5			
39371, 39372, 39374	6			
39376, 39378	6			
Spring-cage connection terminal blocks, Viking 3				
39601, 39602	5			
39604	6			
39605	8			
39606, 39607	8			
39608	6			
39627	5			
39628, 39636	6			
39611, 39612	5			
39614	6			
39615	8			
39616, 39617	8			
39618, 39646	6			
39621	5			
39624	6			
39625	8			
39626, 39629	8			
39622	5			
39630, 39666	6			

-W 34/X
-X23:21
-X1:1.1
-X23:12
S1:21/2
-X23: 128
-X23: 128
-X23: 129
-X23: 129
-X23: 130
-X23: 130
-X23: 131
-X23: 131
-X23: 126
-X23: 126
-X23: 127
-X23: 127

Conductor and cable marking - MARKING system

Clear and permanent marking of all conductors and cables considerably improves transparency in control cabinets and switchgear. It makes assembly and maintenance work easier and assists in rectifying faults.

Phoenix Contact conductor and cable markers provide the ideal marking option for any application. Just select an assembly method. The markers can be threaded on, clipped on, adhered in place or secured with cable binders.

Product range overview

Conductor and cable marking 154

Overview of conductor markers and cable markers 156
The right marking solution for every diameter

WMTB AL… aluminum conductor and cable marking 161

UniCard UC-WM... and UCT-WM... conductor and cable marking
Clip-on and slide-on markers, for insertion into marking collars, for assembly with cable binders, for threading 162

UniSheet US-WM... conductor and cable marking
Markers for insertion into marking collars, for assembly with cable binders, adhesive markers for wrapping around 188

WM... conductor and cable marking supplied in rolls
Adhesive markers for wrapping around or as flags 193

WMS… shrink sleeves supplied in rolls 200

EMT and WMT... conductor and cable marking supplied in rolls
Markers for insertion into marking collars, for threading, for assembly with cable binders 208

KMK… cable markers for assembly with cable binders 214

Cable markers for carrier assembly
Markers made of plastic and stainless steel 221

PATG… and PATO… marking collars 224

Ordering example for labeling service - printed for you 359

Conductor and cable marking



Far from being a luxury, standard-compliant and permanent conductor markings are actually a mark of quality demanded by customers in respect of modern high-quality capital goods. Phoenix Contact conductor and cable marking systems provide ideal marking options for any user, whether they intend to thread, slide, clip or stick the markers on or attach them with cable binders.

Depending on the material, the following printers can be used for the individual labeling of conductor and cable markers:

- BLUEMARK CLED, high-speed printer with UV technology for labeling UniCard formats
- THERMOMARK CARD, thermal transfer printer for labeling UniCard and UniSheet formats
- THERMOMARK ROLL, thermal transfer printer for labeling material off the roll and continuous media
- THERMOMARK ROLL X1, thermal transfer printer for large quantities
- THERMOMARK W2, thermal transfer printer for double-sided labeling and perforation of continuous shrink sleeves
- CMS–P1–PLOTTER
- Commercially available desktop laser printers

The CLIP PROJECT software is available for easy and efficient production of markings. It generates the marking data directly from the circuit diagram and automatically sends the data to the relevant printers for further processing.

If no printers are available or your production facility is affected by capacity bottlenecks, you also have the option of using our labeling service. We will be happy to handle your printing orders, including any engraving or laser marking of stainless steel cable markers.

Conductor and cable marking can be optimally labeled with aluminum markers. The markers are quickly and easily printed with an optimum printing quality using the BLUEMARK CLED. They are easily attached using cable binders.



Clip-on conductor markers feature two non-detachable labeling areas that remain legible at all times. They can be clipped onto pre-wired conductors and cables manually.

Individual printed markers are threaded onto conductors or attached by means of cable binders. Various materials can be supplied as cards or on rolls.

The ferrules feature an insulating collar that supports labeling and are labeled prior to crimping. This combines two operations in one.

Conductors can be fitted with PATG and PATO marking collars. Marking is achieved by means of insert strips that support labeling.

Shrink sleeves are ideal for captive marking of cables and conductors. They are available prefabricated and in rolls.

Conductor markers can be fitted using cable binders almost regardless of conductor or cable diameter. The large marking area provides enough space for long labels.

Cable marker labels consist of a labeling field and a transparent foil that protects the labeling against abrasion and dirt. The labels are available in various shapes and sizes.

Plastic cable markers are suitable for both bundling and labeling conductors and cables. A screw cap protects the labeling against dirt and can be replaced at any time.

Overview of conductor and cable marking

Markers for marking with BLUEMARK..., THERMOMARK... or plotters

Conductor diameter [mm]	Aluminum labels (Page 161)				Conductor clips (Page 162)										Ferrules (dimensions in mm²) (Page 175)				
	WMTB-AL (29X8)	WMTB-AL (40X15)	WMTB-AL (60X15)	WMTB-AL (D30)	UC-WMC 1,9...	UC-WMC 3,1...	UC-WMC 4,4...	UC-WMC 5,6...	UC-WMC 7,5...	UC-WMCO 1,6...	UC-WMCO 2,1...	UC-WMCO 2,9...	UC-WMCO 3,6...	UC-WMCO 4,9...	AI-WM 0,5-8 WH	AI-WM 0,75-8 GY	AI-WM 1-8 RD	AI-WM 1,5-8 WH	AI-WM 2,5-8 BU
0.5																			
1.0															0.5	0.75	1.0	1.5	2.5
1.5					1.2					1.3									
2.0					1.9					1.6	1.6								
2.5						1.9					2.1	2.1							
3.0				>2.4								2.9							
3.5	> 2.9					3.1	2.8						2.9						
4.0													3.6	3.6					
4.5							4.4	4.2											
5.0		> 4.6	> 4.6											4.9					
5.5								5.6	5.0										
6.0																			
7.0																			
8.0									7.5										
9.0																			
10.0																			
12.0																			
14.0																			
16.0																			
18.0																			
20.0																			
22.0																			
24.0																			
26.0																			
28.0																			
30.0																			
35.0																			
40.0																			
45.0																			
50.0	>50	> 50	> 50	> 50															

Conductor markers						Marking collars in conjunction with **UC-WMT ... / EMT ..../ US-WMT .../ WMTW ... / UCT-WMT...**														
for assembly with cable binders				for threading on																
Page 179				Page 186		Page 224														
UC-WMTB ...	**UC-WMTBA (24x5)...**	**UC-WMTBA (29x8)...**	**UC-WMTBA (60x11)...**	**UCT-WMS 3,2...**	**UCT-WMS 4,7...**	**PATG 0/...**	**PATG 1/...**	**PATG 2/...**	**PATG 3/...**	**PATG 4/...**	**PATG 5/...**	**PATG 6/...**	**PATG 7/...**	**PATG 8/...**	**PATG 9/...**	**PATO 1/...**	**PATO 2/...**	**PATO 3/...**	**PATO 4/...**	**PAB-KTL**
						0.6 1.2														
				1.5 3.2			1.5 2.5	2.0 4.0								2.0 3.5				
					2.5 4.7												2.8 4.4			
	4.0 > 50								4.0 7.0											
		6.0 > 50	6.0 > 50							6.0 10.0								6.7 8.0	6.7 10.0	> 6.0 > 50
7.0 > 50											10.0 14.0									
												14.0 22.0								
													22.0 30.0							
														30.0 35.0						
															35.0 45.0					

Overview of conductor and cable marking

Markers for marking with THERMOMARK... or laser printers

Conductor diameter [mm]	Cable markers for threading on (Page 190)			Cable marker labels (Page 194)									
	US-WMTB (24X5)	US-WMTB (29X8)	US-WMTB (44X15)	WML 3...	WML 5...	WML 6... / US-WML 6...	WML 7,5...	WML 12...	WML 14... / US-WML 14...	WML 18...	WML 22...	WML 36... / US-WML 36...	WML 46...
0.5													
1.0													
1.5													
2.0													
2.5				2.0	2.0								
3.0				3.0						2.5			
3.5						3.0	3.0						
4.0													
4.5			> 4.0										
5.0					5.0								
5.5								5.0	5.0				
6.0						6.0							
7.0													
8.0							7.5				7.0		
9.0													
10.0													
12.0								12.0					
14.0									14.0			11.0	11.0
16.0	> 13.0	> 13.0											
18.0										18.0			
20.0													
22.0											22.0		
24.0													
26.0													
28.0													
30.0													
35.0												36.0	
40.0													
45.0													46.0
50.0	> 50	> 50	> 50										

Shrink sleeve	Conductor markers for threading on/ for cable binder fixing	Plastic cable markers in conjunction with **US-EMP .../ ESL .../ EMT ...**
Page 200	Page 210	Page 214

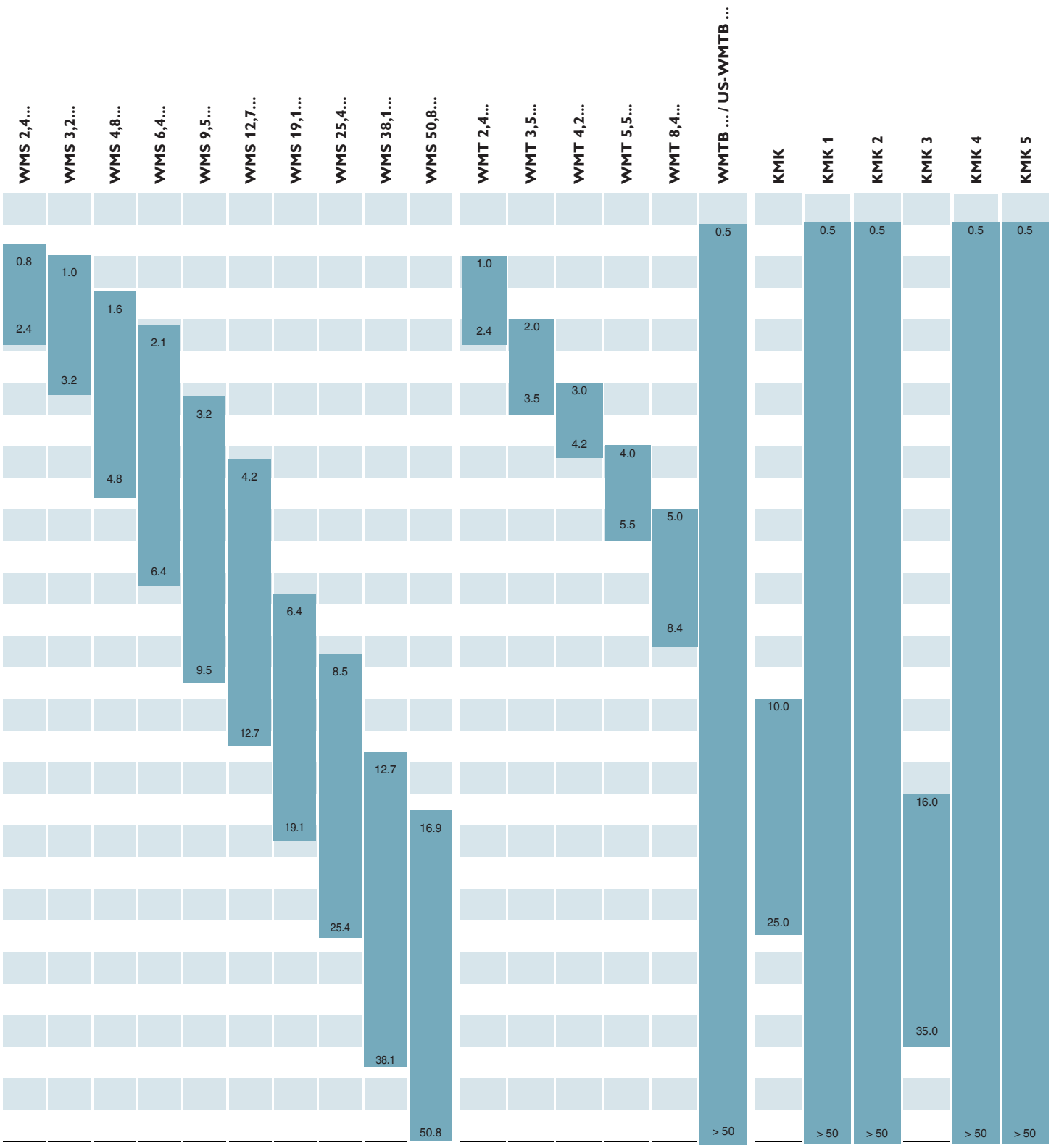

Aluminum cable marking for assembly with cable binders



UV LED technology

The aluminum WMTB-AL… product range is characterized by:
- High-quality appearance
- Easy assembly with cable binders
- Suitable for large-surface marking of conductors and cables > 2.9 mm in diameter

- The circular WMTB-AL (D30) markers can be used for the most diverse applications
- Labeling service: Phoenix Contact can custom-label all markers according to your requirements

- The markers can be labeled quickly, easily, and cost-effectively with the BLUEMARK CLED
- By using modern UV LED printing technology, a highly resistant and optimum printing quality can be achieved, which is resistant to solvents and suitable for use even under harsh industrial conditions

- In conjunction with magazines, optimum printing accuracy is guaranteed

General data
Can be printed with:
Material
Wipe resistance
Components

Description	Color
Aluminum label for assembly with cable binders, unmarked	
Lettering field size: 29 x 8 mm, > 2.9 mm	aluminum
Lettering field size: 40 x 15 mm, > 4.6 mm	aluminum
Lettering field size: 60 x 15 mm, > 4.6 mm	aluminum
Aluminum label for assembly with cable binders, labeled according to customer specifications[1])	
Lettering field size: 29 x 8 mm	aluminum
Lettering field size: 40 x 15 mm	aluminum
Lettering field size: 60 x 15 mm	aluminum
Aluminum label, round, for assembly with cable binders	
Diameter: 30 mm	aluminum
Aluminum label, round, for assembly with cable binders, labeled according to customer specifications[1])	
Diameter: 30 mm	aluminum

Magazine, for BLUEMARK printer, for accommodating aluminum labels for WMTB-AL (29X8) for WMTB-AL (40X15) for WMTB-AL (60X15)
Magazine, for BLUEMARK printer, for accommodating aluminum labels for WMTB-AL (D30)

Notes:

For corresponding stainless steel cable binders, see page 580.

[1]) For ordering example, see page 359.

N

PRINTED FOR YOU

N

PRINTED FOR YOU

Technical data

BLUEMARK CLED
Aluminum
DIN EN 61010-1 (VDE 0411-1)
Free from silicone, halogen and cadmium

Ordering data

Type	Order No.	Pcs. / Pkt.
WMTB-AL (29X8)	**0830805**	90
WMTB-AL (40X15)	**0830524**	45
WMTB-AL (60X15)	**0830525**	45
WMTB-AL (29X8) CUS	**0830807**	1
WMTB-AL (40X15) CUS	**0830526**	1
WMTB-AL (60X15) CUS	**0830527**	1

Accessories

BLUEMARK MAG WM-M (29X8)	**0802743**	1
BLUEMARK MAG WM-M (40X15)	**0802744**	1
BLUEMARK MAG WM-M (60X15)	**0802746**	1

Technical data

BLUEMARK CLED
Aluminum
DIN EN 61010-1 (VDE 0411-1)
Free from silicone, halogen and cadmium

Ordering data

Type	Order No.	Pcs. / Pkt.
WMTB-AL (D30)	**0830804**	90
WMTB-AL (D30) CUS	**0830806**	1

Accessories

BLUEMARK MAG WM-M (D30)	**0802747**	1

Clip-on UniCard conductor marking

Can be printed with:

UV LED technology

Plotter

PRINTED FOR YOU

20 markers for conductor diameters from 1.2 to 1.9 mm, lettering field size: 15 x 4 mm

- The UC-WMC ... UniCard labeling range includes markers for captive labeling of control cables right through to light plastic-sheathed cables with large diameters
- The markers, which are supplied in uniform sheets, can be printed onto quickly and easily using the BLUEMARK CLED
- The format automatically ensures printing with a high level of positional accuracy
- Can be clipped on even after wiring has been completed
- One-handed assembly
- Two labeling areas that are clearly legible at all times
- The markers support multiline labeling
- The sheets provide space for including function texts
- Labeling service: Phoenix Contact can custom-label all UniCard markers in accordance with your requirements

Notes:

For more variants, see www.phoenixcontact.net/products.

[1]) For ordering example, see page 359.

Technical data

General data		
Can be printed with:		BLUEMARK CLED • BLUEMARK LED • CMS-P1-PLOTTER
Number of individual labels		20
Number of individual labels per strip		4
Material		PA
Inflammability class according to UL 94		V2
Temperature range	[°C]	-40 ... 120
Wipe resistance		DIN EN 61010-1 (VDE 0411-1)
Components		free from silicone and halogen
Conductor diameter range	[mm]	1.2 ... 1.9
Conductor cross section range	[mm²]	0.25 ... 0.34
Conductor cross section range	AWG	24 ... 22

Ordering data

Description	Color	Type	Order No.	Pcs. / Pkt.
UniCard, for subsequent labeling of conductors				
	white	**UC-WMC 1,9 (15X4)**	**0828004**	10
	red	**UC-WMC 1,9 (15X4) RD**	**0828006**	10
	orange	**UC-WMC 1,9 (15X4) OG**	**0828007**	10
	yellow	**UC-WMC 1,9 (15X4) YE**	**0828008**	10
	violet	**UC-WMC 1,9 (15X4) VT**	**0828009**	10
	blue	**UC-WMC 1,9 (15X4) BU**	**0828010**	10
UniCard, for subsequent labeling of conductors, **labeled acc. to customer specifications**[1])				
	white	**UC-WMC 1,9 (15X4) CUS**	**0828012**	1
	red	**UC-WMC 1,9 (15X4) RD CUS**	**0828013**	1
	orange	**UC-WMC 1,9 (15X4) OG CUS**	**0828014**	1
	yellow	**UC-WMC 1,9 (15X4) YE CUS**	**0828015**	1
	violet	**UC-WMC 1,9 (15X4) VT CUS**	**0828016**	1
	blue	**UC-WMC 1,9 (15X4) BU CUS**	**0828017**	1

Accessories

Magazine, for CMS-P1-PLOTTER				
		P1 UC-MAG 1	**5146079**	1



PRINTED FOR YOU

12 markers for conductor diameters from 1.2 to 1.9 mm, 30 x 4 mm marking field

Technical data

BLUEMARK CLED • BLUEMARK LED • CMS-P1-PLOTTER
12
4
PA
V2
-40 ... 120
DIN EN 61010-1 (VDE 0411-1)
free from silicone and halogen
1.2 ... 1.9
0.25 ... 0.34
24 ... 22

Ordering data

Type	Order No.	Pcs. / Pkt.
UC-WMC 1,9 (30X4)	**0830283**	10
UC-WMC 1,9 (30X4) CUS	**0830284**	1

Accessories

P1 UC-MAG 1	**5146079**	1

Clip-on UniCard conductor marking

Can be printed with:

UV LED technology

Plotter

PRINTED FOR YOU

20 markers for conductor diameters from 1.9 to 3.1 mm, lettering field size: 15 x 4 mm

- The UC-WMC ... UniCard labeling range includes markers for captive labeling of control cables right through to light plastic-sheathed cables with large diameters
- The markers, which are supplied in uniform sheets, can be printed onto quickly and easily using the BLUEMARK CLED
- The format automatically ensures printing with a high level of positional accuracy
- Can be clipped on even after wiring has been completed
- One-handed assembly
- Two labeling areas that are clearly legible at all times
- The markers support multiline labeling
- The sheets provide space for including function texts
- Labeling service: Phoenix Contact can custom-label all UniCard markers in accordance with your requirements

Notes:

For more variants, see www.phoenixcontact.net/products.

Technical data

General data		
Can be printed with:		BLUEMARK CLED • BLUEMARK LED • CMS-P1-PLOTTER
Number of individual labels		20
Number of individual labels per strip		4
Material		PA
Inflammability class according to UL 94		V2
Temperature range	[°C]	-40 ... 120
Wipe resistance		DIN EN 61010-1 (VDE 0411-1)
Components		free from silicone and halogen
Conductor diameter range	[mm]	1.9 ... 3.1
Conductor cross section range	[mm²]	0.5 ... 1.5
Conductor cross section range	AWG	20 ... 16

Ordering data

Description	Color	Type	Order No.	Pcs. / Pkt.
UniCard, for subsequent labeling of conductors				
	white	**UC-WMC 3,1 (15X4)**	**0818205**	10
	red	**UC-WMC 3,1 (15X4) RD**	**0818755**	10
	orange	**UC-WMC 3,1 (15X4) OG**	**0818726**	10
	yellow	**UC-WMC 3,1 (15X4) YE**	**0818739**	10
	violet	**UC-WMC 3,1 (15X4) VT**	**0825370**	10
	blue	**UC-WMC 3,1 (15X4) BU**	**0818742**	10
UniCard, for subsequent labeling of conductors, **labeled acc. to customer specifications**				
	white	**UC-WMC 3,1 (15X 4) CUS**	**0824692**	1
	red	**UC-WMC 3,1 (15X 4) RD CUS**	**0824696**	1
	orange	**UC-WMC 3,1 (15X 4) OG CUS**	**0824695**	1
	yellow	**UC-WMC 3,1 (15X 4) YE CUS**	**0824697**	1
	violet	**UC-WMC 3,1 (15X4) VT CUS**	**0826773**	1
	blue	**UC-WMC 3,1 (15X 4) BU CUS**	**0824693**	1

Accessories

Magazine, for CMS-P1-PLOTTER		**P1 UC-MAG 1**	**5146079**	1



PRINTED FOR YOU

12 markers for conductor diameters from 1.9 to 3.1 mm, lettering field size: 23 x 4 mm

PRINTED FOR YOU

12 markers for conductor diameters from 1.9 to 3.1 mm, lettering field size: 30 x 4 mm

Technical data

BLUEMARK CLED • BLUEMARK LED • CMS-P1-PLOTTER
12
4
PA
V2
-40 ... 120
DIN EN 61010-1 (VDE 0411-1)
free from silicone and halogen
1.9 ... 3.1
0.5 ... 1.5
20 ... 16

Ordering data

Type	Order No.	Pcs. / Pkt.
UC-WMC 3,1 (23X4)	**0818218**	10
UC-WMC 3,1 (23X4) RD	**0818807**	10
UC-WMC 3,1 (23X4) OG	**0818771**	10
UC-WMC 3,1 (23X4) YE	**0818784**	10
UC-WMC 3,1 (23X4) VT	**0825371**	10
UC-WMC 3,1 (23X4) BU	**0818797**	10
UC-WMC 3,1 (23X 4) CUS	**0824704**	1
UC-WMC 3,1 (23X 4) RD CUS	**0824708**	1
UC-WMC 3,1 (23X 4) OG CUS	**0824707**	1
UC-WMC 3,1 (23X 4) YE CUS	**0824709**	1
UC-WMC 3,1 (23X4) VT CUS	**0826775**	1
UC-WMC 3,1 (23X 4) BU CUS	**0824705**	1

Accessories

P1 UC-MAG 1	**5146079**	1

Technical data

BLUEMARK CLED • BLUEMARK LED • CMS-P1-PLOTTER
12
4
PA
V2
-40 ... 120
DIN EN 61010-1 (VDE 0411-1)
free from silicone and halogen
1.9 ... 3.1
0.5 ... 1.5
20 ... 16

Ordering data

Type	Order No.	Pcs. / Pkt.
UC-WMC 3,1 (30X4)	**0819631**	10
UC-WMC 3,1 (30X4) RD	**0820769**	10
UC-WMC 3,1 (30X4) OG	**0823863**	10
UC-WMC 3,1 (30X4) YE	**0819644**	10
UC-WMC 3,1 (30X4) VT	**0825372**	10
UC-WMC 3,1 (30X4) BU	**0820756**	10
UC-WMC 3,1 (30X4) CUS	**0824716**	1
UC-WMC 3,1 (30X4) RD CUS	**0824723**	1
UC-WMC 3,1 (30X4) OG CUS	**0824722**	1
UC-WMC 3,1 (30X4) YE CUS	**0824717**	1
UC-WMC 3,1 (30X4) VT CUS	**0826777**	1
UC-WMC 3,1 (30X4) BU CUS	**0824720**	1

Accessories

P1 UC-MAG 1	**5146079**	1

Clip-on UniCard conductor marking

Can be printed with:

UV LED technology

Plotter

PRINTED FOR YOU

15 markers for conductor diameters from 2.8 to 4.4 mm, lettering field size: 15 x 5.5 mm

- The UC-WMC ... UniCard labeling range includes markers for captive labeling of control cables right through to light plastic-sheathed cables with large diameters
- The markers, which are supplied in uniform sheets, can be printed onto quickly and easily using the BLUEMARK CLED
- The format automatically ensures printing with a high level of positional accuracy
- Can be clipped on even after wiring has been completed
- One-handed assembly
- Two labeling areas that are clearly legible at all times
- The markers support multiline labeling
- The sheets provide space for including function texts
- Labeling service: Phoenix Contact can custom-label all UniCard markers in accordance with your requirements

Notes:

[1]) For ordering example, see page 359.

Technical data

General data		
Can be printed with:		BLUEMARK CLED • BLUEMARK LED • CMS-P1-PLOTTER
Number of individual labels		15
Number of individual labels per strip		3
Material		PA
Inflammability class according to UL 94		V2
Temperature range	[°C]	-40 ... 120
Wipe resistance		DIN EN 61010-1 (VDE 0411-1)
Components		free from silicone and halogen
Conductor diameter range	[mm]	2.8 ... 4.4
Conductor cross section range	[mm²]	1.5 ... 4
Conductor cross section range	AWG	16 ... 12

Ordering data

Description	Color	Type	Order No.	Pcs. / Pkt.
UniCard, for subsequent labeling of conductors				
	white	**UC-WMC 4,4 (15X5,5)**	**0818182**	10
	red	**UC-WMC 4,4 (15X5,5) RD**	**0818852**	10
	orange	**UC-WMC 4,4 (15X5,5) OG**	**0818823**	10
	yellow	**UC-WMC 4,4 (15X5,5) YE**	**0818836**	10
	violet	**UC-WMC 4,4 (15X5,5) VT**	**0825373**	10
	blue	**UC-WMC 4,4 (15X5,5) BU**	**0818849**	10
	green	**UC-WMC 4,4 (15X5,5) GN**	**0818865**	10
UniCard, for subsequent labeling of conductors, **labeled acc. to customer specifications**[1])				
	white	**UC-WMC 4,4 (15X 5,5) CUS**	**0824728**	1
	red	**UC-WMC 4,4 (15X 5,5) RD CUS**	**0824732**	1
	orange	**UC-WMC 4,4 (15X 5,5) OG CUS**	**0824731**	1
	yellow	**UC-WMC 4,4 (15X 5,5) YE CUS**	**0824733**	1
	violet	**UC-WMC 4,4 (15X5,5) VT CUS**	**0826779**	1
	blue	**UC-WMC 4,4 (15X 5,5) BU CUS**	**0824729**	1
	green	**UC-WMC 4,4 (15X 5,5) GN CUS**	**0824730**	1

Accessories

Magazine, for CMS-P1-PLOTTER			
		P1 UC-MAG 2	**5146082**	1

PRINTED FOR YOU

9 markers for conductor diameters from 2.8 to 4.4 mm, lettering field size: 23 x 5.5 mm

PRINTED FOR YOU

9 markers for conductor diameters from 2.8 to 4.4 mm, lettering field size: 30 x 5.5 mm

Technical data

BLUEMARK CLED • BLUEMARK LED • CMS-P1-PLOTTER
9
3
PA
V2
-40 ... 120
DIN EN 61010-1 (VDE 0411-1)
free from silicone and halogen
2.8 ... 4.4
1.5 ... 4
16 ... 12

Ordering data

Type	Order No.	Pcs. / Pkt.
UC-WMC 4,4 (23X5,5)	**0818195**	10
UC-WMC 4,4 (23X5,5) RD	**0818904**	10
UC-WMC 4,4 (23X5,5) OG	**0818878**	10
UC-WMC 4,4 (23X5,5) YE	**0818881**	10
UC-WMC 4,4 (23X5,5) VT	**0825374**	10
UC-WMC 4,4 (23X5,5) BU	**0818894**	10
UC-WMC 4,4 (23X5,5) GN	**0818917**	10
UC-WMC 4,4 (23X 5,5) CUS	**0824740**	1
UC-WMC 4,4 (23X 5,5) RD CUS	**0824744**	1
UC-WMC 4,4 (23X 5,5) OG CUS	**0824743**	1
UC-WMC 4,4 (23X 5,5) YE CUS	**0824745**	1
UC-WMC 4,4 (23X5,5) VT CUS	**0826781**	1
UC-WMC 4,4 (23X 5,5) BU CUS	**0824741**	1
UC-WMC 4,4 (23X 5,5) GN CUS	**0824742**	1

Accessories

P1 UC-MAG 2	**5146082**	1

Technical data

BLUEMARK CLED • BLUEMARK LED • CMS-P1-PLOTTER
9
3
PA
V2
-40 ... 120
DIN EN 61010-1 (VDE 0411-1)
free from silicone and halogen
2.8 ... 4.4
1.5 ... 4
16 ... 12

Ordering data

Type	Order No.	Pcs. / Pkt.
UC-WMC 4,4 (30X5,5)	**0819657**	10
UC-WMC 4,4 (30X5,5) RD	**0820882**	10
UC-WMC 4,4 (30X5,5) OG	**0823944**	10
UC-WMC 4,4 (30X5,5) YE	**0819660**	10
UC-WMC 4,4 (30X5,5) VT	**0825375**	10
UC-WMC 4,4 (30X5,5) BU	**0820879**	10
UC-WMC 4,4 (30X5,5) GN	**0823957**	10
UC-WMC 4,4 (30X 5,5) CUS	**0824752**	1
UC-WMC 4,4 (30X5,5) RD CUS	**0824759**	1
UC-WMC 4,4 (30X5,5) OG CUS	**0824758**	1
UC-WMC 4,4 (30X 5,5) YE CUS	**0824753**	1
UC-WMC 4,4 (30X5,5) VT CUS	**0826783**	1
UC-WMC 4,4 (30X5,5) BU CUS	**0824756**	1
UC-WMC 4,4 (30X5,5) GN CUS	**0824757**	1

Accessories

P1 UC-MAG 2	**5146082**	1

Clip-on UniCard conductor marking

Can be printed with:

UV LED technology

Plotter

6 markers for conductor diameters from 4.2 to 5.6 mm, lettering field size: 23 x 8 mm

- The UC-WMC ... UniCard labeling range includes markers for captive labeling of control cables right through to light plastic-sheathed cables with large diameters
- The markers, which are supplied in uniform sheets, can be printed onto quickly and easily using the BLUEMARK CLED
- The format automatically ensures printing with a high level of positional accuracy
- Can be clipped on even after wiring has been completed
- One-handed assembly
- Two labeling areas that are clearly legible at all times
- The markers support multiline labeling
- The sheets provide space for including function texts
- Labeling service: Phoenix Contact can custom-label all UniCard markers in accordance with your requirements

Notes:

[1]) For ordering example, see page 359.

Technical data

General data		
Can be printed with:		BLUEMARK CLED • BLUEMARK LED • CMS-P1-PLOTTER
Number of individual labels		6
Number of individual labels per strip		2
Material		PA
Inflammability class according to UL 94		V2
Temperature range	[°C]	-40 ... 120
Wipe resistance		DIN EN 61010-1 (VDE 0411-1)
Components		free from silicone and halogen
Conductor diameter range	[mm]	4.2 ... 5.6
Conductor cross section range	[mm²]	4 ... 10
Conductor cross section range	AWG	12 ... 10

Ordering data

Description	Color	Type	Order No.	Pcs. / Pkt.
UniCard, for subsequent labeling of conductors				
	white	**UC-WMC 5,6 (23X8)**	**0825382**	5
	red	**UC-WMC 5,6 (23X8) RD**	**0825387**	5
	orange	**UC-WMC 5,6 (23X8) OG**	**0825385**	5
	yellow	**UC-WMC 5,6 (23X8) YE**	**0825386**	5
	violet	**UC-WMC 5,6 (23X8) VT**	**0825388**	5
	blue	**UC-WMC 5,6 (23X8) BU**	**0825383**	5
	green	**UC-WMC 5,6 (23X8) GN**	**0825384**	5
UniCard, for subsequent labeling of conductors, **labeled acc. to customer specifications**[1])				
	white	**UC-WMC 5,6 (23X8) CUS**	**0827005**	1
	red	**UC-WMC 5,6 (23X8) RD CUS**	**0827009**	1
	orange	**UC-WMC 5,6 (23X8) OG CUS**	**0827008**	1
	yellow	**UC-WMC 5,6 (23X8) YE CUS**	**0827011**	1
	violet	**UC-WMC 5,6 (23X8) VT CUS**	**0827010**	1
	blue	**UC-WMC 5,6 (23X8) BU CUS**	**0827006**	1
	green	**UC-WMC 5,6 (23X8) GN CUS**	**0827007**	1

Accessories

Magazine, for CMS-P1-PLOTTER			
		P1 UC-MAG 3	**5146095**	1

PRINTED FOR YOU

6 markers for conductor diameters from 4.2 to 5.6 mm, lettering field size: 30 x 8 mm

PRINTED FOR YOU

6 markers for conductor diameters from 5 to 7.5 mm, lettering field size: 23 x 8 mm

PRINTED FOR YOU

6 markers for conductor diameters from 5 to 7.5 mm, lettering field size: 30 x 8 mm

Technical data

BLUEMARK CLED • BLUEMARK LED • CMS-P1-PLOTTER
6
2
PA
V2
-40 ... 120
DIN EN 61010-1 (VDE 0411-1)
free from silicone and halogen
4.2 ... 5.6
4 ... 10
12 ... 10

Ordering data

Type	Order No.	Pcs. / Pkt.
UC-WMC 5,6 (30X8)	0825396	5
UC-WMC 5,6 (30X8) RD	0825401	5
UC-WMC 5,6 (30X8) OG	0825399	5
UC-WMC 5,6 (30X8) YE	0825400	5
UC-WMC 5,6 (30X8) VT	0825402	5
UC-WMC 5,6 (30X8) BU	0825397	5
UC-WMC 5,6 (30X8) GN	0825398	5
UC-WMC 5,6 (30X8) CUS	0827012	1
UC-WMC 5,6 (30X8) RD CUS	0827016	1
UC-WMC 5,6 (30X8) OG CUS	0827015	1
UC-WMC 5,6 (30X8) YE CUS	0827018	1
UC-WMC 5,6 (30X8) VT CUS	0827017	1
UC-WMC 5,6 (30X8) BU CUS	0827013	1
UC-WMC 5,6 (30X8) GN CUS	0827014	1

Accessories

P1 UC-MAG 3	5146095	1

Technical data

BLUEMARK CLED • BLUEMARK LED • CMS-P1-PLOTTER
6
2
PA
V2
-40 ... 120
DIN EN 61010-1 (VDE 0411-1)
free from silicone and halogen
5 ... 7.5
6 ... 16
10 ... 6

Ordering data

Type	Order No.	Pcs. / Pkt.
UC-WMC 7,5 (23X8)	0818179	5
UC-WMC 7,5 (23X8) RD	0819039	5
UC-WMC 7,5 (23X8) OG	0818920	5
UC-WMC 7,5 (23X8) YE	0818933	5
UC-WMC 7,5 (23X8) VT	0825376	5
UC-WMC 7,5 (23X8) BU	0818946	5
UC-WMC 7,5 (23X8) GN	0818959	5
UC-WMC 7,5 (23X8) CUS	0824767	1
UC-WMC 7,5 (23X 8) RD CUS	0824764	1
UC-WMC 7,5 (23X8) OG CUS	0824770	1
UC-WMC 7,5 (23X8) YE CUS	0824771	1
UC-WMC 7,5 (23X8) VT CUS	0826785	1
UC-WMC 7,5 (23X8) BU CUS	0824768	1
UC-WMC 7,5 (23X8) GN CUS	0824769	1

Accessories

P1 UC-MAG 3	5146095	1

Technical data

BLUEMARK CLED • BLUEMARK LED • CMS-P1-PLOTTER
6
2
PA
V2
-40 ... 120
DIN EN 61010-1 (VDE 0411-1)
free from silicone and halogen
5 ... 7.5
6 ... 16
10 ... 6

Ordering data

Type	Order No.	Pcs. / Pkt.
UC-WMC 7,5 (30X8)	0819673	5
UC-WMC 7,5 (30X8) RD	0820963	5
UC-WMC 7,5 (30X8) OG	0823724	5
UC-WMC 7,5 (30X8) YE	0819686	5
UC-WMC 7,5 (30X8) VT	0825377	5
UC-WMC 7,5 (30X8) BU	0820950	5
UC-WMC 7,5 (30X8) GN	0823708	5
UC-WMC 7,5 (30X 8) CUS	0824776	1
UC-WMC 7,5 (30X8) RD CUS	0824783	1
UC-WMC 7,5 (30X8) OG CUS	0824782	1
UC-WMC 7,5 (30X 8) YE CUS	0824777	1
UC-WMC 7,5 (30X8) VT CUS	0826787	1
UC-WMC 7,5 (30X8) BU CUS	0824780	1
UC-WMC 7,5 (30X8) GN CUS	0824781	1

Accessories

P1 UC-MAG 3	5146095	1

UniCard slide-on conductor marking

- The UC-WMCO ... UniCard labeling range includes slide-on markers for the subsequent labeling of conductors. They can be slid on easily using the UC-WMCO ... TOOL
- The markers, which are supplied in uniform sheets, can be printed onto quickly and easily using the BLUEMARK CLED
- The format automatically ensures printing with a high level of positional accuracy
- Large-surface labeling in a space-saving design
- Secure tight fit even in the event of vibrations
- The sheets provide space for including function texts
- Labeling service: Phoenix Contact can custom-label all UniCard markers in accordance with your requirements

Notes:

[1]) For ordering example, see page 359.

Can be printed with:

UV LED technology

Plotter

PRINTED FOR YOU

40 markers for conductor diameters from 1.3 to 1.6 mm, lettering field size: 12 x 3 mm

Technical data

General data		
Can be printed with:		BLUEMARK CLED • BLUEMARK LED • CMS-P1-PLOTTER
Number of individual labels		40
Number of individual labels per strip		10
Material		PA
Inflammability class according to UL 94		V2
Temperature range	[°C]	-40 ... 120
Components		free from silicone and halogen
Conductor diameter range	[mm]	1.3 ... 1.6
Conductor cross section range	[mm²]	0.25 ... 0.5

Ordering data

Description	Color	Type	Order No.	Pcs. / Pkt.
UniCard, for subsequent labeling of conductors				
	white	**UC-WMCO 1,6 (12X3)**	**0827092**	10
	red	**UC-WMCO 1,6 (12X3) RD**	**0827516**	10
	orange	**UC-WMCO 1,6 (12X3) OG**	**0827517**	10
	yellow	**UC-WMCO 1,6 (12X3) YE**	**0827513**	10
	violet	**UC-WMCO 1,6 (12X3) VT**	**0827518**	10
	blue	**UC-WMCO 1,6 (12X3) BU**	**0827514**	10
	green	**UC-WMCO 1,6 (12X3) GN**	**0827515**	10
UniCard, for subsequent labeling of conductors, **labeled acc. to customer specifications**[1])				
	white	**UC-WMCO 1,6 (12X3) CUS**	**0829032**	1
	red	**UC-WMCO 1,6 (12X3) RD CUS**	**0829036**	1
	orange	**UC-WMCO 1,6 (12X3) OG CUS**	**0829037**	1
	yellow	**UC-WMCO 1,6 (12X3) YE CUS**	**0829033**	1
	violet	**UC-WMCO 1,6 (12X3) VT CUS**	**0829038**	1
	blue	**UC-WMCO 1,6 (12X3) BU CUS**	**0829034**	1
	green	**UC-WMCO 1,6 (12X3) GN CUS**	**0829035**	1

Accessories

Magazine, for CMS-P1-PLOTTER	**P1 UC-MAG 7**	**5146568**	1
Assembly tool, for easily sliding on UC–WMCO 1,6 and UC–WMCO 2,1 conductor markers	**UC-WMCO 2,1 TOOL**	**0827803**	10
Assembly tool set, for easily sliding on UC–WMCO 1,6 ... and UC–WMCO 4,9 ... conductor markers	**UC-WMCO TOOL SET**	**0827807**	1

PRINTED FOR YOU

40 markers for conductor diameters from 1.3 to 1.6 mm, lettering field size: 21 x 3 mm

Technical data

BLUEMARK CLED • BLUEMARK LED • CMS-P1-PLOTTER
40
10
PA
V2
-40 ... 120
free from silicone and halogen
1.3 ... 1.6
0.25 ... 0.5

Ordering data

Type	Order No.	Pcs. / Pkt.
UC-WMCO 1,6 (21X3)	0827106	10
UC-WMCO 1,6 (21X3) RD	0827528	10
UC-WMCO 1,6 (21X3) OG	0827529	10
UC-WMCO 1,6 (21X3) YE	0827525	10
UC-WMCO 1,6 (21X3) VT	0827530	10
UC-WMCO 1,6 (21X3) BU	0827526	10
UC-WMCO 1,6 (21X3) GN	0827527	10
UC-WMCO 1,6 (21X3) CUS	0829039	1
UC-WMCO 1,6 (21X3) RD CUS	0829043	1
UC-WMCO 1,6 (21X3) OG CUS	0829044	1
UC-WMCO 1,6 (21X3) YE CUS	0829040	1
UC-WMCO 1,6 (21X3) VT CUS	0829045	1
UC-WMCO 1,6 (21X3) BU CUS	0829041	1
UC-WMCO 1,6 (21X3) GN CUS	0829042	1

Accessories

P1 UC-MAG 7	5146568	1
UC-WMCO 2,1 TOOL	0827803	10
UC-WMCO TOOL SET	0827807	1

PRINTED FOR YOU

40 markers for conductor diameters from 1.6 to 2.1 mm, lettering field size: 12 x 3 mm

Technical data

BLUEMARK CLED • BLUEMARK LED • CMS-P1-PLOTTER
40
10
PA
V2
-40 ... 120
free from silicone and halogen
1.6 ... 2.1
0.5 ... 0.75

Ordering data

Type	Order No.	Pcs. / Pkt.
UC-WMCO 2,1 (12X3)	0827120	10
UC-WMCO 2,1 (12X3) RD	0827540	10
UC-WMCO 2,1 (12X3) OG	0827541	10
UC-WMCO 2,1 (12X3) YE	0827537	10
UC-WMCO 2,1 (12X3) VT	0827542	10
UC-WMCO 2,1 (12X3) BU	0827538	10
UC-WMCO 2,1 (12X3) GN	0827539	10
UC-WMCO 2,1 (12X3) CUS	0829046	1
UC-WMCO 2,1 (12X3) RD CUS	0829050	1
UC-WMCO 2,1 (12X3) OG CUS	0829051	1
UC-WMCO 2,1 (12X3) YE CUS	0829047	1
UC-WMCO 2,1 (12X3) VT CUS	0829052	1
UC-WMCO 2,1 (12X3) BU CUS	0829048	1
UC-WMCO 2,1 (12X3) GN CUS	0829049	1

Accessories

P1 UC-MAG 7	5146568	1
UC-WMCO 2,1 TOOL	0827803	10
UC-WMCO TOOL SET	0827807	1

PRINTED FOR YOU

40 markers for conductor diameters from 1.6 to 2.1 mm, lettering field size: 21 x 3 mm

Technical data

BLUEMARK CLED • BLUEMARK LED • CMS-P1-PLOTTER
40
10
PA
V2
-40 ... 120
free from silicone and halogen
1.6 ... 2.1
0.5 ... 0.75

Ordering data

Type	Order No.	Pcs. / Pkt.
UC-WMCO 2,1 (21X3)	0827134	10
UC-WMCO 2,1 (21X3) RD	0827552	10
UC-WMCO 2,1 (21X3) OG	0827553	10
UC-WMCO 2,1 (21X3) YE	0827549	10
UC-WMCO 2,1 (21X3) VT	0827554	10
UC-WMCO 2,1 (21X3) BU	0807550	10
UC-WMCO 2,1 (21X3) GN	0827551	10
UC-WMCO 2,1 (21X3) CUS	0829053	1
UC-WMCO 2,1 (21X3) RD CUS	0829057	1
UC-WMCO 2,1 (21X3) OG CUS	0829058	1
UC-WMCO 2,1 (21X3) YE CUS	0829054	1
UC-WMCO 2,1 (21X3) VT CUS	0829059	1
UC-WMCO 2,1 (21X3) BU CUS	0829055	1
UC-WMCO 2,1 (21X3) GN CUS	0829056	1

Accessories

P1 UC-MAG 7	5146568	1
UC-WMCO 2,1 TOOL	0827803	10
UC-WMCO TOOL SET	0827807	1

UniCard slide-on conductor marking

- The UC-WMCO ... UniCard labeling range includes slide-on markers for the subsequent labeling of conductors. They can be slid on easily using the UC-WMCO ... TOOL
- The markers, which are supplied in uniform sheets, can be printed onto quickly and easily using the BLUEMARK CLED
- The format automatically ensures printing with a high level of positional accuracy
- Large-surface labeling in a space-saving design
- Secure tight fit even in the event of vibrations
- The sheets provide space for including function texts
- Labeling service: Phoenix Contact can custom-label all UniCard markers in accordance with your requirements

Notes:

[1]) For ordering example, see page 359.

Can be printed with:

UV LED technology

Plotter

PRINTED FOR YOU

40 markers for conductor diameters from 2.1 to 2.9 mm, lettering field size: 12 x 3.5 mm

Technical data

General data		
Can be printed with:		BLUEMARK CLED • BLUEMARK LED • CMS-P1-PLOTTER
Number of individual labels		40
Number of individual labels per strip		10
Material		PA
Inflammability class according to UL 94		V2
Temperature range	[°C]	-40 ... 120
Components		free from silicone and halogen
Conductor diameter range	[mm]	2.1 ... 2.9
Conductor cross section range	[mm²]	0.75 ... 1.5

Ordering data

Description	Color	Type	Order No.	Pcs. / Pkt.
UniCard, for subsequent labeling of conductors				
	white	**UC-WMCO 2,9 (12X3,5)**	**0827148**	10
	red	**UC-WMCO 2,9 (12X3,5) RD**	**0827564**	10
	orange	**UC-WMCO 2,9 (12X3,5) OG**	**0827565**	10
	yellow	**UC-WMCO 2,9 (12X3,5) YE**	**0827561**	10
	violet	**UC-WMCO 2,9 (12X3,5) VT**	**0827566**	10
	blue	**UC-WMCO 2,9 (12X3,5) BU**	**0827562**	10
	green	**UC-WMCO 2,9 (12X3,5) GN**	**0827563**	10
UniCard, for subsequent labeling of conductors, **labeled acc. to customer specifications**[1])				
	white	**UC-WMCO 2,9 (12X3,5) CUS**	**0829060**	1
	red	**UC-WMCO 2,9 (12X3,5) RD CUS**	**0829064**	1
	orange	**UC-WMCO 2,9 (12X3,5) OG CUS**	**0829065**	1
	yellow	**UC-WMCO 2,9 (12X3,5) YE CUS**	**0829061**	1
	violet	**UC-WMCO 2,9 (12X3,5) VT CUS**	**0829066**	1
	blue	**UC-WMCO 2,9 (12X3,5) BU CUS**	**0829062**	1
	green	**UC-WMCO 2,9 (12X3,5) GN CUS**	**0829063**	1

Accessories

Magazine, for CMS-P1-PLOTTER	**P1 UC-MAG 7**	**5146568**	1
Assembly tool, for easily sliding on UC–WMCO 2,9 ... and UC–WMCO 3,6 ... conductor markers	**UC-WMCO 3,6 TOOL**	**0827804**	10
Assembly tool set, for easily sliding on UC–WMCO 1,6 ... and UC–WMCO 4,9 ... conductor markers	**UC-WMCO TOOL SET**	**0827807**	1

PRINTED FOR YOU

40 markers for conductor diameters from 2.1 to 2.9 mm, lettering field size: 21 x 3.5 mm

Technical data

	BLUEMARK CLED • BLUEMARK LED • CMS-P1-PLOTTER
	40
	10
	PA
	V2
	-40 ... 120
	free from silicone and halogen
	2.1 ... 2.9
	0.75 ... 1.5

Ordering data

Type	Order No.	Pcs. / Pkt.
UC-WMCO 2,9 (21X3,5)	0827162	10
UC-WMCO 2,9 (21X3,5) RD	0827576	10
UC-WMCO 2,9 (21X3,5) OG	0827577	10
UC-WMCO 2,9 (21X3,5) YE	0827573	10
UC-WMCO 2,9 (21X3,5) VT	0827578	10
UC-WMCO 2,9 (21X3,5) BU	0827574	10
UC-WMCO 2,9 (21X3,5) GN	0827575	10
UC-WMCO 2,9 (21X3,5) CUS	0829067	1
UC-WMCO 2,9 (21X3,5) RD CUS	0829071	1
UC-WMCO 2,9 (21X3,5) OG CUS	0829072	1
UC-WMCO 2,9 (21X3,5) YE CUS	0829068	1
UC-WMCO 2,9 (21X3,5) VT CUS	0829073	1
UC-WMCO 2,9 (21X3,5) BU CUS	0829069	1
UC-WMCO 2,9 (21X3,5) GN CUS	0829070	1

Accessories

P1 UC-MAG 7	5146568	1
UC-WMCO 3,6 TOOL	0827804	10
UC-WMCO TOOL SET	0827807	1

PRINTED FOR YOU

32 markers for conductor diameters from 2.9 to 3.6 mm, lettering field size: 12 x 4.5 mm

Technical data

	BLUEMARK CLED • BLUEMARK LED • CMS-P1-PLOTTER
	32
	8
	PA
	V2
	-40 ... 120
	free from silicone and halogen
	2.9 ... 3.6
	1.5 ... 2.5

Ordering data

Type	Order No.	Pcs. / Pkt.
UC-WMCO 3,6 (12X4,5)	0827176	10
UC-WMCO 3,6 (12X4,5) RD	0827588	10
UC-WMCO 3,6 (12X4,5) OG	0827589	10
UC-WMCO 3,6 (12X4,5) YE	0827585	10
UC-WMCO 3,6 (12X4,5) VT	0827590	10
UC-WMCO 3,6 (12X4,5) BU	0827586	10
UC-WMCO 3,6 (12X4,5) GN	0827587	10
UC-WMCO 3,6 (12X4,5) CUS	0829074	1
UC-WMCO 3,6 (12X4,5) RD CUS	0829078	1
UC-WMCO 3,6 (12X4,5) OG CUS	0829079	1
UC-WMCO 3,6 (12X4,5) YE CUS	0829075	1
UC-WMCO 3,6 (12X4,5) VT CUS	0829080	1
UC-WMCO 3,6 (12X4,5) BU CUS	0829076	1
UC-WMCO 3,6 (12X4,5) GN CUS	0829077	1

Accessories

P1 UC-MAG 7	5146568	1
UC-WMCO 3,6 TOOL	0827804	10
UC-WMCO TOOL SET	0827807	1

PRINTED FOR YOU

32 markers for conductor diameters from 2.9 to 3.6 mm, lettering field size: 21 x 4.5 mm

Technical data

	BLUEMARK CLED • BLUEMARK LED • CMS-P1-PLOTTER
	32
	8
	PA
	V2
	-40 ... 120
	free from silicone and halogen
	2.9 ... 3.6
	1.5 ... 2.5

Ordering data

Type	Order No.	Pcs. / Pkt.
UC-WMCO 3,6 (21X4,5)	0827190	10
UC-WMCO 3,6 (21X4,5) RD	0827600	10
UC-WMCO 3,6 (21X4,5) OG	0827601	10
UC-WMCO 3,6 (21X4,5) YE	0827597	10
UC-WMCO 3,6 (21X4,5) VT	0827602	10
UC-WMCO 3,6 (21X4,5) BU	0827598	10
UC-WMCO 3,6 (21X4,5) GN	0827599	10
UC-WMCO 3,6 (21X4,5) CUS	0829081	1
UC-WMCO 3,6 (21X4,5) RD CUS	0829085	1
UC-WMCO 3,6 (21X4,5) OG CUS	0829086	1
UC-WMCO 3,6 (21X4,5) YE CUS	0829082	1
UC-WMCO 3,6 (21X4,5) VT CUS	0829087	1
UC-WMCO 3,6 (21X4,5) BU CUS	0829083	1
UC-WMCO 3,6 (21X4,5) GN CUS	0829084	1

Accessories

P1 UC-MAG 7	5146568	1
UC-WMCO 3,6 TOOL	0827804	10
UC-WMCO TOOL SET	0827807	1

UniCard slide-on conductor marking

– The UC-WMCO ... UniCard labeling range includes slide-on markers for the subsequent labeling of conductors. They can be slid on easily using the UC-WMCO ... TOOL
– Labeling service: Phoenix Contact can custom-label all UniCard markers in accordance with your requirements

Notes:

[1]) For ordering example, see page 359.

PRINTED FOR YOU

24 markers for conductor diameters from 3.6 to 4.9 mm, lettering field size: 12 x 5 mm

PRINTED FOR YOU

24 markers for conductor diameters from 3.6 to 4.9 mm, lettering field size: 21 x5 mm

		Technical data	Technical data
General data			
Can be printed with:		BLUEMARK CLED • BLUEMARK LED • CMS-P1-PLOTTER	BLUEMARK CLED • BLUEMARK LED • CMS-P1-PLOTTER
Number of individual labels		24	24
Number of individual labels per strip		6	6
Material		PA	PA
Inflammability class according to UL 94		V2	V2
Temperature range	[°C]	-40 ... 120	-40 ... 120
Components		free from silicone and halogen	free from silicone and halogen
Conductor diameter range	[mm]	3.6 ... 4.9	3.6 ... 4.9
Conductor cross section range	[mm²]	2.5 ... 4	2.5 ... 4

		Ordering data			Ordering data		
Description	Color	Type	Order No.	Pcs. / Pkt.	Type	Order No.	Pcs. / Pkt.
UniCard, for subsequent labeling of conductors							
	white	**UC-WMCO 4,9 (12X5)**	**0827733**	5	**UC-WMCO 4,9 (21X5)**	**0827747**	5
	red	**UC-WMCO 4,9 (12X5) RD**	**0827737**	5	**UC-WMCO 4,9 (21X5) RD**	**0827751**	5
	orange	**UC-WMCO 4,9 (12X5) OG**	**0827738**	5	**UC-WMCO 4,9 (21X5) OG**	**0827752**	5
	yellow	**UC-WMCO 4,9 (12X5) YE**	**0827734**	5	**UC-WMCO 4,9 (21X5) YE**	**0827748**	5
	violet	**UC-WMCO 4,9 (12X5) VT**	**0827739**	5	**UC-WMCO 4,9 (21X5) VT**	**0827753**	5
	blue	**UC-WMCO 4,9 (12X5) BU**	**0827735**	5	**UC-WMCO 4,9 (21X5) BU**	**0827749**	5
	green	**UC-WMCO 4,9 (12X5) GN**	**0827736**	5	**UC-WMCO 4,9 (21X5) GN**	**0827750**	5
UniCard, for subsequent labeling of conductors, **labeled acc. to customer specifications**[1])							
	white	**UC-WMCO 4,9 (12X5) CUS**	**0829088**	1	**UC-WMCO 4,9 (21X5) CUS**	**0829095**	1
	red	**UC-WMCO 4,9 (12X5) RD CUS**	**0829092**	1	**UC-WMCO 4,9 (21X5) RD CUS**	**0829099**	1
	orange	**UC-WMCO 4,9 (12X5) OG CUS**	**0829093**	1	**UC-WMCO 4,9 (21X5) OG CUS**	**0829100**	1
	yellow	**UC-WMCO 4,9 (12X5) YE CUS**	**0829089**	1	**UC-WMCO 4,9 (21X5) YE CUS**	**0829096**	1
	violet	**UC-WMCO 4,9 (12X5) VT CUS**	**0829094**	1	**UC-WMCO 4,9 (21X5) VT CUS**	**0829101**	1
	blue	**UC-WMCO 4,9 (12X5) BU CUS**	**0829090**	1	**UC-WMCO 4,9 (21X5) BU CUS**	**0829097**	1
	green	**UC-WMCO 4,9 (12X5) GN CUS**	**0829091**	1	**UC-WMCO 4,9 (21X5) GN CUS**	**0829098**	1

	Accessories			Accessories		
Magazine, for CMS-P1-PLOTTER	**P1 UC-MAG 7**	**5146568**	1	**P1 UC-MAG 7**	**5146568**	1
Assembly tool, for easily sliding on UC–WMCO 4,9 ... conductor markers	**UC-WMCO 5,8 TOOL**	**0827805**	10	**UC-WMCO 5,8 TOOL**	**0827805**	10
Assembly tool set, for easily sliding on UC–WMCO 1,6 ... and UC–WMCO 4,9 ... conductor markers	**UC-WMCO TOOL SET**	**0827807**	1	**UC-WMCO TOOL SET**	**0827807**	1

Conductor marking with ferrules that can be labeled

- Ferrules can be labeled with BLUEMARK CLED
- Crimping and marking in one step
- Highly resistant and optimum printing quality thanks to modern UV printing technology
- Ferrules made from electrolytic copper
- Electrogalvanized
- Corresponding crimping pliers can be found on page 393.

Can be printed with:

UV

UV LED technology

Ferrules for conductors with a cross section of 0.5 to 2.5 mm², lettering field size: 15 x 4 mm

Technical data

General data		
Can be printed with:		BLUEMARK CLED • BLUEMARK LED
Material / coating		E-CU / tin-plated (galvanic)
Temperature range	[°C]	-40 ... 120
Components		free from silicone and halogen

Ordering data

Description	Color	Type	Order No.	Pcs. / Pkt.
Ferrules, with plastic sleeve that can be marked, color range according to **DIN 46228-4: 1990-09**				
20 pcs., 0.5 mm² cross section	white	**AI-WM 0,5-8 WH**	**3240542**	780
20 pcs., 0.75 mm² cross section	gray	**AI-WM 0,75-8 GY**	**3240543**	780
20 pcs., 1.0 mm² cross section	red	**AI-WM 1-8 RD**	**3240544**	780
20 pcs., 1.5 mm² cross section	white	**AI-WM 1,5-8 WH**	**3240545**	780
20 pcs., 2.5 mm² cross section	blue	**AI-WM 2,5-8 BU**	**3240572**	528

Accessories

Magazine for BLUEMARK printer, for accommodating ferrules with insulating collar that can be labeled			
For 0.5 – 1.5 mm²		**BLUEMARK MAG AI-WM**	**5146567**	1
For 2.5 mm²		**BLUEMARK MAG AI-WM 2,5**	**5146640**	1



UniCard conductor marking for marking collars



- The UC−WMT ... UniCard labeling range includes markers for conductor marking with marking collars from the PATG/PATO ... system; see page 224
- The markers, which are supplied in uniform sheets, can be printed onto quickly and easily using the BLUEMARK CLED
- The format automatically ensures printing with a high level of positional accuracy
- Labeled insert strips are simply inserted into the collars. This protects the marking against contamination
- To simplify mounting, the insert labels are arranged on UniCard sheets so that they can be separated branch by branch
- The sheets provide space for including function texts
- Labeling service: Phoenix Contact can custom-label all UniCard markers in accordance with your requirements

Notes:
PATG/PATO ... system, see page 224.
[1]) For ordering example, see page 359.

Can be printed with:

UV LED technology

Plotter

PRINTED FOR YOU

48 markers
for a lettering field size of 10 x 4 mm

Technical data

General data		
Can be printed with:		BLUEMARK CLED • BLUEMARK LED • CMS-P1-PLOTTER
Number of individual labels		48
Number of individual labels per strip		8
Material		PA
Inflammability class according to UL 94		V2
Temperature range	[°C]	-40 ... 120
Components		free from silicone and halogen

Ordering data

Description	Color	Type	Order No.	Pcs. / Pkt.
UniCard, with insert strips for PATG and PATO marking collars				
	white	**UC-WMT (10X4)**	**0819372**	10
	red	**UC-WMT (10X4) RD**	**0821001**	10
	orange	**UC-WMT (10X4) OG**	**0823986**	10
	yellow	**UC-WMT (10X4) YE**	**0819385**	10
	violet	**UC-WMT (10X4) VT**	**0825360**	10
	blue	**UC-WMT (10X4) BU**	**0820992**	10
	green	**UC-WMT (10X4) GN**	**0823999**	10
UniCard, with insert strips for marking system, **labeled acc. to customer specifications**[1])				
	white	**UC-WMT (10X 4) CUS**	**0824788**	1
	red	**UC-WMT (10X 4) RD CUS**	**0824790**	1
	orange	**UC-WMT (10X4) OG CUS**	**0824796**	1
	yellow	**UC-WMT (10X 4) YE CUS**	**0824791**	1
	violet	**UC-WMT (10X4) VT CUS**	**0826789**	1
	blue	**UC-WMT (10X 4) BU CUS**	**0824789**	1
	green	**UC-WMT (10X4) GN CUS**	**0824795**	1

Accessories

Magazine, for CMS-P1-PLOTTER			
		P1 UC-MAG 4	**5146105**	1

PRINTED FOR YOU

32 markers
for a lettering field size of 12 x 4 mm

Technical data

BLUEMARK CLED • BLUEMARK LED • CMS-P1-PLOTTER
32
8
PA
V2
-40 ... 120
free from silicone and halogen

Ordering data

Type	Order No.	Pcs. / Pkt.
UC-WMT (12X4)	0823517	10
UC-WMT (12X4) RD	0823614	10
UC-WMT (12X4) OG	0823588	10
UC-WMT (12X4) YE	0823591	10
UC-WMT (12X4) VT	0825378	10
UC-WMT (12X4) BU	0823575	10
UC-WMT (12X4) GN	0823601	10
UC-WMT (12X4) CUS	0827033	1
UC-WMT (12X4) RD CUS	0827035	1
UC-WMT (12X4) OG CUS	0827036	1
UC-WMT (12X4) YE CUS	0827037	1
UC-WMT (12X4) VT CUS	0827038	1
UC-WMT (12X4) BU CUS	0827039	1
UC-WMT (12X4) GN CUS	0827040	1

Accessories

P1 UC-MAG 4	5146105	1

PRINTED FOR YOU

32 markers
for a lettering field size of 15 x 4 mm

Technical data

BLUEMARK CLED • BLUEMARK LED • CMS-P1-PLOTTER
32
8
PA
V2
-40 ... 120
free from silicone and halogen

Ordering data

Type	Order No.	Pcs. / Pkt.
UC-WMT (15X4)	0819398	10
UC-WMT (15X4) RD	0821043	10
UC-WMT (15X4) OG	0824037	10
UC-WMT (15X4) YE	0819408	10
UC-WMT (15X4) VT	0825361	10
UC-WMT (15X4) BU	0821030	10
UC-WMT (15X4) GN	0824040	10
UC-WMT (15X 4) CUS	0824812	1
UC-WMT (15X 4) RD CUS	0824814	1
UC-WMT (15X4) OG CUS	0824821	1
UC-WMT (15X 4) YE CUS	0824815	1
UC-WMT (15X4) VT CUS	0826791	1
UC-WMT (15X 4) BU CUS	0824813	1
UC-WMT (15X4) GN CUS	0824820	1

Accessories

P1 UC-MAG 4	5146105	1

PRINTED FOR YOU

24 markers
for a lettering field size of 18 x 4 mm

Technical data

BLUEMARK CLED • BLUEMARK LED • CMS-P1-PLOTTER
24
8
PA
V2
-40 ... 120
free from silicone and halogen

Ordering data

Type	Order No.	Pcs. / Pkt.
UC-WMT (18X4)	0820293	10
UC-WMT (18X4) RD	0821085	10
UC-WMT (18X4) OG	0824079	10
UC-WMT (18X4) YE	0820303	10
UC-WMT (18X4) VT	0825362	10
UC-WMT (18X4) BU	0821072	10
UC-WMT (18X4) GN	0824082	10
UC-WMT (18X4) CUS	0824824	1
UC-WMT (18X4) RD CUS	0824826	1
UC-WMT (18X4) OG CUS	0824833	1
UC-WMT (18X4) YE CUS	0824827	1
UC-WMT (18X4) VT CUS	0826793	1
UC-WMT (18X4) BU CUS	0824825	1
UC-WMT (18X4) GN CUS	0824832	1

Accessories

P1 UC-MAG 4	5146105	1

UniCard conductor marking for marking collars

– The UC−WMT ... UniCard labeling range includes markers for conductor marking with marking collars from the PATG/PATO ... system; see page 224
– Labeling service: Phoenix Contact can custom-label all UniCard markers in accordance with your requirements

Notes:
PATG/PATO ... system, see page 224.
[1]) For ordering example, see page 359.

PRINTED FOR YOU

24 markers
for a lettering field size of 23 x 4 mm

PRINTED FOR YOU

16 markers
for a lettering field size of 30 x 4 mm

Technical data

General data			
Can be printed with:		BLUEMARK CLED • BLUEMARK LED • CMS-P1-PLOTTER	BLUEMARK CLED • BLUEMARK LED • CMS-P1-PLOTTER
Number of individual labels		24	16
Number of individual labels per strip		8	8
Material		PA	PA
Inflammability class according to UL 94		V2	V2
Temperature range	[°C]	-40 ... 120	-40 ... 120
Components		free from silicone and halogen	free from silicone and halogen

Ordering data

Description	Color	Type	Order No.	Pcs. / Pkt.	Type	Order No.	Pcs. / Pkt.
UniCard, with insert strips for PATG and PATO marking collars							
	white	**UC-WMT (23X4)**	**0819411**	10	**UC-WMT (30X4)**	**0819437**	10
	red	**UC-WMT (23X4) RD**	**0821124**	10	**UC-WMT (30X4) RD**	**0821166**	10
	orange	**UC-WMT (23X4) OG**	**0824118**	10	**UC-WMT (30X4) OG**	**0824150**	10
	yellow	**UC-WMT (23X4) YE**	**0819424**	10	**UC-WMT (30X4) YE**	**0819440**	10
	violet	**UC-WMT (23X4) VT**	**0825363**	10	**UC-WMT (30X4) VT**	**0825364**	10
	blue	**UC-WMT (23X4) BU**	**0821111**	10	**UC-WMT (30X4) BU**	**0821153**	10
	green	**UC-WMT (23X4) GN**	**0824121**	10	**UC-WMT (30X4) GN**	**0824163**	10
UniCard, with insert strips for marking system, **labeled acc. to customer specifications**[1])							
	white	**UC-WMT (23X4) CUS**	**0824838**	1	**UC-WMT (30X 4) CUS**	**0824848**	1
	red	**UC-WMT (23X4) RD CUS**	**0824842**	1	**UC-WMT (30X4) RD CUS**	**0824855**	1
	orange	**UC-WMT (23X4) OG CUS**	**0824841**	1	**UC-WMT (30X4) OG CUS**	**0824854**	1
	yellow	**UC-WMT (23X4) YE CUS**	**0824843**	1	**UC-WMT (30X 4) YE CUS**	**0824849**	1
	violet	**UC-WMT (23X4) VT CUS**	**0826795**	1	**UC-WMT (30X4) VT CUS**	**0826797**	1
	blue	**UC-WMT (23X4) BU CUS**	**0824839**	1	**UC-WMT (30X4) BU CUS**	**0824852**	1
	green	**UC-WMT (23X4) GN CUS**	**0824840**	1	**UC-WMT (30X4) GN CUS**	**0824853**	1

Accessories

Magazine, for CMS-P1-PLOTTER						
	P1 UC-MAG 4	**5146105**	1	**P1 UC-MAG 4**	**5146105**	1

UniCard cable marking for assembly with cable binders

- The UC-WMTB ... UniCard labeling range includes markers that can be secured using standard cable binders
- The markers, which are supplied in uniform sheets, can be printed onto quickly and easily using the BLUEMARK CLED
- The format automatically ensures printing with a high level of positional accuracy
- For large-surface labeling of conductors and cables > 7 mm in diameter
- The sheets provide space for including function texts
- Labeling service: Phoenix Contact can custom-label all UniCard markers in accordance with your requirements

Notes:
For more cable markers for fixing with cable binders, visit: www.phoenixcontact.net/products.
For corresponding cable binders, see page 574 onwards.
[1]) For ordering example, see page 359.

Can be printed with:

UV LED technology

Plotter

PRINTED FOR YOU

Markers for cable diameters > 7 mm

Technical data

General data		
Can be printed with:		BLUEMARK CLED • BLUEMARK LED • CMS-P1-PLOTTER
Material		PA
Inflammability class according to UL 94		V2
Temperature range	[°C]	-40 ... 120
Components		free from silicone and halogen
Cable diameter range	[mm]	> 7
Cable cross section range	[mm²]	> 16

Ordering data

Description	Color	Type	Order No.	Pcs. / Pkt.
UniCard, for assembly with two cable binders, 4-section, lettering field size: 44 x 15 mm				
	white	**UC-WMTB (44X15)**	**0828376**	10
	red	**UC-WMTB (44X15) RD**	**0828377**	10
	orange	**UC-WMTB (44X15) OG**	**0828378**	10
	yellow	**UC-WMTB (44X15) YE**	**0828379**	10
	violet	**UC-WMTB (44X15) VT**	**0828380**	10
	blue	**UC-WMTB (44X15) BU**	**0828381**	10
	green	**UC-WMTB (44X15) GN**	**0828382**	10
	silver	**UC-WMTB (44X15) SR**	**0828383**	10
	brown	**UC-WMTB (44X15) BN**	**0828384**	10
UniCard, for assembly with one cable binder				
3-section, lettering field size: 52 x 30 mm	white	**UC-WMTB (52X30)**	**5775288**	10
2-section, lettering field size: 52 x 50 mm	white	**UC-WMTB (52X50)**	**5775289**	10
UniCard, for mounting with two cable binders, **labeled acc. to customer specifications,** 4-section, lettering field size: 44 x 15 mm[1])				
	white	**UC-WMTB (44X15) CUS**	**0829379**	1
	orange	**UC-WMTB (44X15) OG CUS**	**0829405**	1
	yellow	**UC-WMTB (44X15) YE CUS**	**0829409**	1
	violet	**UC-WMTB (44X15) VT CUS**	**0829408**	1
	blue	**UC-WMTB (44X15) BU CUS**	**0829403**	1
	green	**UC-WMTB (44X15) GN CUS**	**0829404**	1
	silver	**UC-WMTB (44X15) SR CUS**	**0829407**	1
	brown	**UC-WMTB (44X15) BN CUS**	**0829402**	1
UniCard, for assembly with one cable binder, **labeled acc. to customer specifications**[1])				
3-section, lettering field size: 52 x 30 mm	white	**UC-WMTB (52X30) CUS**	**0829432**	1
2-section, lettering field size: 52 x 50 mm	white	**UC-WMTB (52X50) CUS**	**0829433**	1

Accessories

Magazine, for CMS-P1-PLOTTER		
	P1 UC-MAG 6	**5146121**	1

UniCard cable marking for assembly with cable binders

- The UC-WMTBA ... UniCard labeling range includes markers that can be secured using standard cable binders
- The markers, which are supplied in uniform sheets, can be printed onto quickly and easily using the BLUEMARK CLED
- The format automatically ensures printing with a high level of positional accuracy
- For large-surface labeling of conductors and cables > 4 mm in diameter
- The sheets provide space for including function texts
- Thanks to their angular shape the markers fit perfectly onto cables
- Labeling service: Phoenix Contact can custom-label all UniCard markers in accordance with your requirements

Notes:
Cable binders can be used for UC-WMTBA... up to a width of 5 mm.
For corresponding cable binders, see page 574 onwards.
[1]) For ordering example, see page 359.

Can be printed with:

UV LED technology

Plotter

PRINTED FOR YOU

12 markers for a cable diameter > 4 mm, lettering field size: 24 x 5 mm

Technical data

General data		
Can be printed with:		BLUEMARK CLED • BLUEMARK LED • CMS-P1-PLOTTER
Number of individual labels		12
Number of individual labels per strip		4
Material		PA
Inflammability class according to UL 94		V2
Temperature range	[°C]	-40 ... 120
Components		free from silicone and halogen
Cable diameter range	[mm]	> 4

Ordering data

Description	Color	Type	Order No.	Pcs. / Pkt.
UniCard, for assembly with cable binders				
	white	**UC-WMTBA (24X5)**	**0820426**	10
	red	**UC-WMTBA (24X5) RD**	**0820565**	10
	orange	**UC-WMTBA (24X5) OG**	**0825342**	10
	yellow	**UC-WMTBA (24X5) YE**	**0820439**	10
	violet	**UC-WMTBA (24X5) VT**	**0825344**	10
	blue	**UC-WMTBA (24X5) BU**	**0820552**	10
	green	**UC-WMTBA (24X5) GN**	**0825343**	10
UniCard, for assembly with cable binders, **labeled acc. to customer specifications**[1])				
	white	**UC-WMTBA (24X5) CUS**	**0824860**	1
	red	**UC-WMTBA (24X5) RD CUS**	**0824862**	1
	orange	**UC-WMTBA (24X5) OG CUS**	**0826800**	1
	yellow	**UC-WMTBA (24X5) YE CUS**	**0824863**	1
	violet	**UC-WMTBA (24X5) VT CUS**	**0826801**	1
	blue	**UC-WMTBA (24X5) BU CUS**	**0824861**	1
	green	**UC-WMTBA (24X5) GN CUS**	**0826799**	1

Accessories

Magazine, for CMS-P1-PLOTTER		
	P1 UC-MAG 1	**5146079**	1

PRINTED FOR YOU

12 markers for a cable diameter > 6 mm, lettering field size: 29 x 8 mm

PRINTED FOR YOU

4 markers for a cable diameter > 6 mm, lettering field size: 60 x 11 mm

Technical data

BLUEMARK CLED • BLUEMARK LED • CMS-P1-PLOTTER
12
4
PA
V2
-40 ... 120
free from silicone and halogen
> 6

Ordering data

Type	Order No.	Pcs. / Pkt.
UC-WMTBA (29X8)	**0820183**	10
UC-WMTBA (29X8) RD	**0820604**	10
UC-WMTBA (29X8) OG	**0825345**	10
UC-WMTBA (29X8) YE	**0820390**	10
UC-WMTBA (29X8) VT	**0825347**	10
UC-WMTBA (29X8) BU	**0820594**	10
UC-WMTBA (29X8) GN	**0825346**	10
UC-WMTBA (29X8) CUS	**0824868**	1
UC-WMTBA (29X8) RD CUS	**0824870**	1
UC-WMTBA (29X8) OG CUS	**0826806**	1
UC-WMTBA (29X8) YE CUS	**0824871**	1
UC-WMTBA (29X8) VT CUS	**0826807**	1
UC-WMTBA (29X8) BU CUS	**0824869**	1
UC-WMTBA (29X8) GN CUS	**0826805**	1

Accessories

P1 UC-MAG 1	**5146079**	1

Technical data

BLUEMARK CLED • BLUEMARK LED • CMS-P1-PLOTTER
4
1
PA
V2
-40 ... 120
free from silicone and halogen
> 6

Ordering data

Type	Order No.	Pcs. / Pkt.
UC-WMTBA (60X11)	**0820468**	10
UC-WMTBA (60X11) RD	**0820646**	10
UC-WMTBA (60X11) OG	**0825348**	10
UC-WMTBA (60X11) YE	**0820471**	10
UC-WMTBA (60X11) VT	**0825350**	10
UC-WMTBA (60X11) BU	**0820633**	10
UC-WMTBA (60X11) GN	**0825349**	10
UC-WMTBA (60X11) CUS	**0824876**	1
UC-WMTBA (60X11) RD CUS	**0824878**	1
UC-WMTBA (60X11) OG CUS	**0826812**	1
UC-WMTBA (60X11) YE CUS	**0824879**	1
UC-WMTBA (60X11) VT CUS	**0826813**	1
UC-WMTBA (60X11) BU CUS	**0824877**	1
UC-WMTBA (60X11) GN CUS	**0826811**	1

Accessories

P1 UC-MAG 1	**5146079**	1

UniCard conductor marking for marking collars

- The UCT−WMT ... UniCard labeling range includes markers for conductor marking with marking collars from the PATG/PATO ... system; see page 224
- The markers, which are supplied in uniform sheets, can be printed onto quickly and easily using the BLUEMARK CLED
- The format automatically ensures printing with a high level of positional accuracy
- Labeled insert strips are simply inserted into the collars. This protects the marking against contamination
- To simplify mounting, the insert labels are arranged on UniCard sheets so that they can be separated branch by branch
- The sheets provide space for including function texts
- Labeling service: Phoenix Contact can custom-label all UniCard markers in accordance with your requirements

Notes:
PATG/PATO ... system, see page 224.
[1]) For ordering example, see page 359.

Can be printed with:

Thermal transfer for sheets and cards

UV LED technology

60 markers with 10 x 4 mm lettering field size

Technical data

General data	
Can be printed with:	THERMOMARK CARD PLUS • THERMOMARK CARD • BLUEMARK CLED • BLUEMARK LED
Number of individual labels	60
Material	PC V0
Inflammability class according to UL 94	V0
Temperature range [°C]	-40 ... 120
Components	free from silicone and halogen

Ordering data

Description	Color	Type	Order No.	Pcs. / Pkt.
UniCard, with insert strips for PATG and PATO marking collars				
	white	**UCT-WMT (10X4)**	**0801430**	10
	red	**UCT-WMT (10X4) RD**	**0801433**	10
	orange	**UCT-WMT (10X4) OG**	**0801434**	10
	yellow	**UCT-WMT (10X4) YE**	**0801431**	10
	violet	**UCT-WMT (10X4) VT**	**0801436**	10
	blue	**UCT-WMT (10X4) BU**	**0801437**	10
	green	**UCT-WMT (10X4) GN**	**0801435**	10
UniCard, with insert strips for PATG, PATO marking system, **labeled according to customer specifications**[1])				
	white	**UCT-WMT (10X4) CUS**	**0801515**	1
	red	**UCT-WMT (10X4) RD CUS**	**0801517**	1
	orange	**UCT-WMT (10X4) OG CUS**	**0801518**	1
	yellow	**UCT-WMT (10X4) YE CUS**	**0801516**	1
	violet	**UCT-WMT (10X4) VT CUS**	**0801520**	1
	blue	**UCT-WMT (10X4) BU CUS**	**0801521**	1
	green	**UCT-WMT (10X4) GN CUS**	**0801519**	1

Accessories

Magazine, for THERMOMARK CARD ..., for accommodating UCT-WMT ... sheets, UCT-EM (17X10)	**THERMOMARK CARD-UCT-MAG7**	**0801734**	1

PRINTED FOR YOU

50 markers with 12 x 4 mm lettering field size

Technical data

THERMOMARK CARD PLUS • THERMOMARK CARD • BLUEMARK CLED • BLUEMARK LED
50
PC V0
V0
-40 ... 120
free from silicone and halogen

Ordering data

Type	Order No.	Pcs. / Pkt.
UCT-WMT (12X4)	0801438	10
UCT-WMT (12X4) RD	0801440	10
UCT-WMT (12X4) OG	0801441	10
UCT-WMT (12X4) YE	0801439	10
UCT-WMT (12X4) VT	0801443	10
UCT-WMT (12X4) BU	0801444	10
UCT-WMT (12X4) GN	0801442	10
UCT-WMT (12X4) CUS	0801522	1
UCT-WMT (12X4) RD CUS	0801524	1
UCT-WMT (12X4) OG CUS	0801525	1
UCT-WMT (12X4) YE CUS	0801523	1
UCT-WMT (12X4) VT CUS	0801528	1
UCT-WMT (12X4) BU CUS	0801529	1
UCT-WMT (12X4) GN CUS	0801527	1

Accessories

THERMOMARK CARD-UCT-MAG7	0801734	1

PRINTED FOR YOU

50 markers with 15 x 4 mm lettering field size

Technical data

THERMOMARK CARD PLUS • THERMOMARK CARD • BLUEMARK CLED • BLUEMARK LED
50
PC V0
V0
-40 ... 120
free from silicone and halogen

Ordering data

Type	Order No.	Pcs. / Pkt.
UCT-WMT (15X4)	0801446	10
UCT-WMT (15X4) RD	0801448	10
UCT-WMT (15X4) OG	0801449	10
UCT-WMT (15X4) YE	0801447	10
UCT-WMT (15X4) VT	0801451	10
UCT-WMT (15X4) BU	0801452	10
UCT-WMT (15X4) GN	0801450	10
UCT-WMT (15X4) CUS	0801530	1
UCT-WMT (15X4) RD CUS	0801533	1
UCT-WMT (15X4) OG CUS	0801534	1
UCT-WMT (15X4) YE CUS	0801531	1
UCT-WMT (15X4) VT CUS	0801536	1
UCT-WMT (15X4) BU CUS	0801537	1
UCT-WMT (15X4) GN CUS	0801535	1

Accessories

THERMOMARK CARD-UCT-MAG7	0801734	1

PRINTED FOR YOU

40 markers with 18 x 4 mm lettering field size

Technical data

THERMOMARK CARD PLUS • THERMOMARK CARD • BLUEMARK CLED • BLUEMARK LED
40
PC V0
V0
-40 ... 120
free from silicone and halogen

Ordering data

Type	Order No.	Pcs. / Pkt.
UCT-WMT (18X4)	0801462	10
UCT-WMT (18X4) RD	0801464	10
UCT-WMT (18X4) OG	0801465	10
UCT-WMT (18X4) YE	0801463	10
UCT-WMT (18X4) VT	0801467	10
UCT-WMT (18X4) BU	0801468	10
UCT-WMT (18X4) GN	0801466	10
UCT-WMT (18X4) CUS	0801538	1
UCT-WMT (18X4) RD CUS	0801541	1
UCT-WMT (18X4) OG CUS	0801543	1
UCT-WMT (18X4) YE CUS	0801540	1
UCT-WMT (18X4) VT CUS	0801545	1
UCT-WMT (18X4) BU CUS	0801546	1
UCT-WMT (18X4) GN CUS	0801544	1

Accessories

THERMOMARK CARD-UCT-MAG7	0801734	1

UniCard conductor marking for marking collars

- The UCT−WMT ... UniCard labeling range includes markers for conductor marking with marking collars from the PATG/PATO ... system; see page 224
- The sheets provide space for including function texts
- Labeling service: Phoenix Contact can custom-label all UniCard markers in accordance with your requirements

Notes:

1) For ordering example, see page 359.

Can be printed with:

Thermal transfer for sheets and cards

UV LED technology

30 markers with 23 x 4 mm lettering field size

Technical data

General data		
Can be printed with:		THERMOMARK CARD PLUS • THERMOMARK CARD • BLUEMARK CLED • BLUEMARK LED
Number of individual labels		30
Material		PC V0
Inflammability class according to UL 94		V0
Temperature range	[°C]	-40 ... 120
Components		free from silicone and halogen

Ordering data

Description	Color	Type	Order No.	Pcs. / Pkt.
UniCard, with insert strips for PATG and PATO marking collars				
	white	**UCT-WMT (23X4)**	**0801453**	10
	red	**UCT-WMT (23X4) RD**	**0801455**	10
	orange	**UCT-WMT (23X4) OG**	**0801456**	10
	yellow	**UCT-WMT (23X4) YE**	**0801454**	10
	violet	**UCT-WMT (23X4) VT**	**0801459**	10
	blue	**UCT-WMT (23X4) BU**	**0801460**	10
	green	**UCT-WMT (23X4) GN**	**0801457**	10
UniCard, with insert strips for marking system, **labeled acc. to customer specifications**[1])				
	white	**UCT-WMT (23X4) CUS**	**0801547**	1
	red	**UCT-WMT (23X4) RD CUS**	**0801549**	1
	orange	**UCT-WMT (23X4) OG CUS**	**0801550**	1
	yellow	**UCT-WMT (23X4) YE CUS**	**0801548**	1
	violet	**UCT-WMT (23X4) VT CUS**	**0801552**	1
	blue	**UCT-WMT (23X4) BU CUS**	**0801553**	1
	green	**UCT-WMT (23X4) GN CUS**	**0801551**	1

Accessories

Magazine, for THERMOMARK CARD ..., for accommodating UCT-WMT ... sheets, UCT-EM (17X10)	**THERMOMARK CARD-UCT-MAG7**	**0801734**	1

PRINTED FOR YOU

30 markers with 30 x 4 mm lettering field size

Technical data

THERMOMARK CARD PLUS • THERMOMARK CARD • BLUEMARK CLED • BLUEMARK LED
30
PC V0
V0
-40 ... 120
free from silicone and halogen

Ordering data

Type	Order No.	Pcs. / Pkt.
UCT-WMT (30X4)	**0801422**	10
UCT-WMT (30X4) RD	**0801424**	10
UCT-WMT (30X4) OG	**0801425**	10
UCT-WMT (30X4) YE	**0801423**	10
UCT-WMT (30X4) VT	**0801427**	10
UCT-WMT (30X4) BU	**0801428**	10
UCT-WMT (30X4) GN	**0801426**	10
UCT-WMT (30X4) CUS	**0801507**	1
UCT-WMT (30X4) RD CUS	**0801509**	1
UCT-WMT (30X4) OG CUS	**0801510**	1
UCT-WMT (30X4) YE CUS	**0801508**	1
UCT-WMT (30X4) VT CUS	**0801512**	1
UCT-WMT (30X4) BU CUS	**0801514**	1
UCT-WMT (30X4) GN CUS	**0801511**	1

Accessories

THERMOMARK CARD-UCT-MAG7	**0801734**	1

UniCard slide-on conductor marking

- The UCT-WMS ... UniCard labeling range includes markers that can be slid onto conductors
- The markers, which are supplied in uniform sheets, can be printed onto quickly and easily using the THERMOMARK CARD and BLUEMARK CLED
- The format automatically ensures printing with a high level of positional accuracy
- The markers support multiline labeling
- The sheets provide space for including function texts
- Labeling service: Phoenix Contact can custom-label all UniCard markers in accordance with your requirements

Notes:

[1]) For ordering example, see page 359.

Can be printed with:

Thermal transfer for sheets and cards

UV LED technology

PRINTED FOR YOU

55 markers for conductor diameters from 1.5 to 4.7 mm

Technical data

General data		
Can be printed with:		THERMOMARK CARD PLUS • THERMOMARK CARD • BLUEMARK CLED • BLUEMARK LED
Material		PC V0
Inflammability class according to UL 94		V0
Temperature range	[°C]	-40 ... 120
Components		free from silicone and halogen

Ordering data

Description	Color	Type	Order No.	Pcs. / Pkt.
UniCard, for labeling conductors with a diameter of 1.5 - 3.2 mm				
55-section, lettering field size: 12 x 4 mm	white	**UCT-WMS 3,2 (12X4)**	**0828570**	8
	yellow	**UCT-WMS 3,2 (12X4) YE**	**0828572**	8
45-section, lettering field size: 12 x 5.5 mm, for conductors with a diameter of 2.5 - 4.7 mm	white	**UCT-WMS 4,7 (12X5,5)**	**0828571**	6
	yellow	**UCT-WMS 4,7 (12X5,5) YE**	**0828573**	6
UniCard, for labeling conductors with a diameter of 1.5 - 3.2 mm, **labeled acc. to customer specifications**[1])				
55-section, lettering field size: 12 x 4 mm	white	**UCT-WMS 3,2 (12X4) CUS**	**0829951**	1
	yellow	**UCT-WMS 3,2 (12X4) YE CUS**	**0829952**	1
45-section, lettering field size: 12 x 5.5 mm, for conductors with a diameter of 2.5 - 4.7 mm	white	**UCT-WMS 4,7 (12X5,5) CUS**	**0829953**	1
	yellow	**UCT-WMS 4,7 (12X5,5) YE CUS**	**0829954**	1

Accessories

Magazine, for THERMOMARK CARD ..., for accommodating: UCT–WMS …	**THERMOMARK CARD-UCT-MAG3**	**5146613**	1



UniSheet conductor marking for marking collars

- The US-WMT ... UniSheet labeling range includes markers for conductor marking with marking collars from the PATG/PATO ... system
- The markers, which are supplied as uniform cards, can be printed onto quickly, easily, and cost-effectively using the THERMOMARK CARD
- Labeled insert strips are simply inserted into the collars. This protects the marking against contamination
- The perforated marking strips are easy to separate and can be easily fitted
- The sheets provide space for including function texts
- Labeling service: Phoenix Contact can custom-label all UniSheet markers in accordance with your requirements

Notes:

For PATG/PATO... system marking collars, see page 224.

[1]) For ordering example, see page 359.

Can be printed with:

Thermal transfer for sheets and cards

PRINTED FOR YOU

112 markers
for a lettering field size of 10 x 4 mm

Technical data

General data		
Can be printed with:		THERMOMARK CARD PLUS • THERMOMARK CARD
Number of individual labels		112
Number of individual labels per strip		14
Material		PVC
Inflammability class according to UL 94		V0
Temperature range	[°C]	-30 ... 80
Wipe resistance		DIN EN 61010-1 (VDE 0411-1)
Components		Silicone-free

Ordering data

Description	Color	Type	Order No.	Pcs. / Pkt.
UniSheet, with insert strips for PATG and PATO marking collars				
	white	**US-WMT (10X4)**	**0828765**	10
	red	**US-WMT (10X4) RD**	**0829273**	10
	orange	**US-WMT (10X4) OG**	**0829274**	10
	yellow	**US-WMT (10X4) YE**	**0828952**	10
	violet	**US-WMT (10X4) VT**	**0829276**	10
	blue	**US-WMT (10X4) BU**	**0829277**	10
	green	**US-WMT (10X4) GN**	**0829278**	10
UniSheet, with insert strips for marking system, **labeled acc. to customer specifications**[1])				
	white	**US-WMT (10X4) CUS**	**0829957**	1
	red	**US-WMT (10X4) RD CUS**	**0829958**	1
	orange	**US-WMT (10X4) OG CUS**	**0829959**	1
	yellow	**US-WMT (10X4) YE CUS**	**0829960**	1
	violet	**US-WMT (10X4) VT CUS**	**0829961**	1
	blue	**US-WMT (10X4) BU CUS**	**0829962**	1
	green	**US-WMT (10X4) GN CUS**	**0829963**	1

Accessories

Magazine, for THERMOMARK CARD..., for accommodating all US–... materials	**THERMOMARK CARD-US-MAG1**	**5146451**	1

UniSheet cable marking for marking collars

– The US-WMT ... UniSheet labeling range includes markers for conductor marking with marking collars from the PATG/PATO ... system
– Labeling service: Phoenix Contact can custom-label all UniSheet markers in accordance with your requirements

Notes:
For PATG/PATO... system marking collars, see page 224.
[1]) For ordering example, see page 359.

PRINTED FOR YOU

98 markers
for a lettering field size of 12 x 4 mm

PRINTED FOR YOU

84 markers
for a lettering field size of 15 x 4 mm

		Technical data	Technical data
General data			
Can be printed with:		THERMOMARK CARD PLUS • THERMOMARK CARD	THERMOMARK CARD PLUS • THERMOMARK CARD
Number of individual labels		98	84
Number of individual labels per strip		14	14
Material		PVC	PVC
Inflammability class according to UL 94		V0	V0
Temperature range	[°C]	-30 ... 80	-30 ... 80
Wipe resistance		DIN EN 61010-1 (VDE 0411-1)	DIN EN 61010-1 (VDE 0411-1)
Components		Silicone-free	Silicone-free

		Ordering data			Ordering data		
Description	Color	Type	Order No.	Pcs. / Pkt.	Type	Order No.	Pcs. / Pkt.
UniSheet, with insert strips for PATG and PATO marking collars							
	white	**US-WMT (12X4)**	**0828766**	10	**US-WMT (15X4)**	**0828767**	10
	red	**US-WMT (12X4) RD**	**0829280**	10	**US-WMT (15X4) RD**	**0829287**	10
	orange	**US-WMT (12X4) OG**	**0829281**	10	**US-WMT (15X4) OG**	**0829288**	10
	yellow	**US-WMT (12X4) YE**	**0828953**	10	**US-WMT (15X4) YE**	**0828954**	10
	violet	**US-WMT (12X4) VT**	**0829283**	10	**US-WMT (15X4) VT**	**0829290**	10
	blue	**US-WMT (12X4) BU**	**0829284**	10	**US-WMT (15X4) BU**	**0829291**	10
	green	**US-WMT (12X4) GN**	**0829285**	10	**US-WMT (15X4) GN**	**0829292**	10
UniSheet, with insert strips for marking system, **labeled acc. to customer specifications**[1])							
	white	**US-WMT (12X4) CUS**	**0829964**	1	**US-WMT (15X4) CUS**	**0829971**	1
	red	**US-WMT (12X4) RD CUS**	**0829965**	1	**US-WMT (15X4) RD CUS**	**0829972**	1
	orange	**US-WMT (12X4) OG CUS**	**0829966**	1	**US-WMT (15X4) OG CUS**	**0829973**	1
	yellow	**US-WMT (12X4) YE CUS**	**0829967**	1	**US-WMT (15X4) YE CUS**	**0829974**	1
	violet	**US-WMT (12X4) VT CUS**	**0829968**	1	**US-WMT (15X4) VT CUS**	**0829975**	1
	blue	**US-WMT (12X4) BU CUS**	**0829969**	1	**US-WMT (15X4) BU CUS**	**0829976**	1
	blue	**US-WMT (12X4) GN CUS**	**0829970**	1	**US-WMT (15X4) GN CUS**	**0829977**	1

	Accessories			Accessories		
Magazine, for THERMOMARK CARD..., for accommodating all US–... materials	**THERMOMARK CARD-US-MAG1**	**5146451**	1	**THERMOMARK CARD-US-MAG1**	**5146451**	1

PRINTED FOR YOU

70 markers
for a lettering field size of 18 x 4 mm

Technical data

THERMOMARK CARD PLUS • THERMOMARK CARD
70
14
PVC
V0
-30 ... 80
DIN EN 61010-1 (VDE 0411-1)
Silicone-free

Ordering data

Type	Order No.	Pcs. / Pkt.
US-WMT (18X4)	0828768	10
US-WMT (18X4) RD	0829294	10
US-WMT (18X4) OG	0829295	10
US-WMT (18X4) YE	0828955	10
US-WMT (18X4) VT	0829297	10
US-WMT (18X4) BU	0829298	10
US-WMT (18X4) GN	0829299	10
US-WMT (18X4) CUS	0829978	1
US-WMT (18X4) RD CUS	0829979	1
US-WMT (18X4) OG CUS	0829980	1
US-WMT (18X4) YE CUS	0829981	1
US-WMT (18X4) VT CUS	0829982	1
US-WMT (18X4) BU CUS	0829983	1
US-WMT (18X4) GN CUS	0829984	1

Accessories

THERMOMARK CARD-US-MAG1	5146451	1

PRINTED FOR YOU

56 markers
for a lettering field size of 23 x 4 mm

Technical data

THERMOMARK CARD PLUS • THERMOMARK CARD
56
14
PVC
V0
-30 ... 80
DIN EN 61010-1 (VDE 0411-1)
Silicone-free

Ordering data

Type	Order No.	Pcs. / Pkt.
US-WMT (23X4)	0828769	10
US-WMT (23X4) RD	0829301	10
US-WMT (23X4) OG	0829302	10
US-WMT (23X4) YE	0828956	10
US-WMT (23X4) VT	0829304	10
US-WMT (23X4) BU	0829305	10
US-WMT (23X4) GN	0829306	10
US-WMT (23X4) CUS	0829985	1
US-WMT (23X4) RD CUS	0829986	1
US-WMT (23X4) OG CUS	0829987	1
US-WMT (23X4) YE CUS	0829988	1
US-WMT (23X4) VT CUS	0829989	1
US-WMT (23X4) BU CUS	0829990	1
US-WMT (23X4) GN CUS	0829991	1

Accessories

THERMOMARK CARD-US-MAG1	5146451	1

PRINTED FOR YOU

42 markers
for a lettering field size of 30 x 4 mm

Technical data

THERMOMARK CARD PLUS • THERMOMARK CARD
42
14
PVC
V0
-30 ... 80
DIN EN 61010-1 (VDE 0411-1)
Silicone-free

Ordering data

Type	Order No.	Pcs. / Pkt.
US-WMT (30X4)	0828770	10
US-WMT (30X4) RD	0829308	10
US-WMT (30X4) OG	0829309	10
US-WMT (30X4) YE	0828957	10
US-WMT (30X4) VT	0829311	10
US-WMT (30X4) BU	0829312	10
US-WMT (30X4) GN	0829313	10
US-WMT (30X4) CUS	0829992	1
US-WMT (30X4) RD CUS	0829993	1
US-WMT (30X4) OG CUS	0829994	1
US-WMT (30X4) YE CUS	0829995	1
US-WMT (30X4) VT CUS	0829996	1
US-WMT (30X4) BU CUS	0829997	1
US-WMT (30X4) GN CUS	0829998	1

Accessories

THERMOMARK CARD-US-MAG1	5146451	1

UniSheet conductor marking for assembly with cable binders

- The US-WMTB... UniSheet labeling range includes markers that can be secured using standard cable binders
- The markers, which are supplied in uniform sheets, can be printed onto quickly, easily, and cost-effectively using the THERMOMARK CARD
- The perforated marking strips are easy to separate and can be easily fitted
- The sheets provide space for including function texts

Notes:

For corresponding cable binders, see page 574 onwards.

Can be printed with:

Thermal transfer for sheets and cards

Unlabeled

Technical data

General data		
Can be printed with:		THERMOMARK CARD PLUS • THERMOMARK CARD
Material		PVC
Inflammability class according to UL 94		V0
Temperature range	[°C]	-30 ... 80
Wipe resistance		DIN EN 61010-1 (VDE 0411-1)
Components		Silicone-free

Ordering data

Description	Color	Type	Order No.	Pcs. / Pkt.
UniSheet, with markers for attachment using cable binders, for a conductor diameter ≥ 13 mm				
35-section, lettering field size: 24 x 5 mm	white	**US-WMTB (24X5)**	**0828771**	10
	red	**US-WMTB (24X5) RD**	**0829320**	10
	orange	**US-WMTB (24X5) OG**	**0829321**	10
	yellow	**US-WMTB (24X5) YE**	**0828958**	10
	violet	**US-WMTB (24X5) VT**	**0829323**	10
	blue	**US-WMTB (24X5) BU**	**0829324**	10
	green	**US-WMTB (24X5) GN**	**0829325**	10
24-section, lettering field size: 29 x 8 mm, for conductor diameter ≥ 13 mm	white	**US-WMTB (29X8)**	**0828772**	10
	red	**US-WMTB (29X8) RD**	**0829327**	10
	orange	**US-WMTB (29X8) OG**	**0829328**	10
	yellow	**US-WMTB (29X8) YE**	**0828959**	10
	violet	**US-WMTB (29X8) VT**	**0829330**	10
	blue	**US-WMTB (29X8) BU**	**0829331**	10
	green	**US-WMTB (29X8) GN**	**0829332**	10
12-section, lettering field size: 44 x 15 mm, for conductor diameter ≥ 4 mm	white	**US-WMTB (44X15)**	**0828773**	10
	red	**US-WMTB (44X15) RD**	**0829334**	10
	orange	**US-WMTB (44X15) OG**	**0829335**	10
	yellow	**US-WMTB (44X15) YE**	**0828960**	10
	violet	**US-WMTB (44X15) VT**	**0829337**	10
	blue	**US-WMTB (44X15) BU**	**0829338**	10
	green	**US-WMTB (44X15) GN**	**0829339**	10

Accessories

Magazine, for THERMOMARK CARD..., for accommodating all US–... materials		**THERMOMARK CARD-US-MAG1**	**5146451**	1

UniSheet conductor marking for assembly with cable binders

– The US-WMTB... conductor markers can also be supplied labeled according to customer requirements

Notes:

[1]) For ordering example, see page 359.

PRINTED FOR YOU

Labeled according to customer specifications

Technical data

General data		
Material		PVC
Inflammability class according to UL 94		V0
Temperature range	[°C]	-30 ... 80
Wipe resistance		DIN EN 61010-1 (VDE 0411-1)
Components		Silicone-free

Ordering data

Description	Color	Type	Order No.	Pcs. / Pkt.
UniSheet, with markers for attachment using cable binders, **labeled acc. to customer specifications**[1])				
35-section, lettering field size: 24 x 5 mm, for conductor diameter ≥ 13 mm	white	**US-WMTB (24X5) CUS**	**0830004**	1
	red	**US-WMTB (24X5) RD CUS**	**0830005**	1
	orange	**US-WMTB (24X5) OG CUS**	**0830006**	1
	yellow	**US-WMTB (24X5) YE CUS**	**0830007**	1
	violet	**US-WMTB (24X5) VT CUS**	**0830008**	1
	blue	**US-WMTB (24X5) BU CUS**	**0830009**	1
	blue	**US-WMTB (24X5) GN CUS**	**0830010**	1
24-section, lettering field size: 29 x 8 mm, for conductor diameter ≥ 13 mm	white	**US-WMTB (29X8) CUS**	**0830011**	1
	red	**US-WMTB (29X8) RD CUS**	**0830012**	1
	orange	**US-WMTB (29X8) OG CUS**	**0830013**	1
	yellow	**US-WMTB (29X8) YE CUS**	**0830014**	1
	violet	**US-WMTB (29X8) VT CUS**	**0830015**	1
	blue	**US-WMTB (29X8) BU CUS**	**0830016**	1
	blue	**US-WMTB (29X8) GN CUS**	**0830017**	1
12-section, lettering field size: 44 x 15 mm, for conductor diameter ≥ 4 mm	white	**US-WMTB (44X15) CUS**	**0830018**	1
	red	**US-WMTB (44X15) RD CUS**	**0830019**	1
	orange	**US-WMTB (44X15) OG CUS**	**0830020**	1
	yellow	**US-WMTB (44X15) YE CUS**	**0830021**	1
	violet	**US-WMTB (44X15) VT CUS**	**0830022**	1
	blue	**US-WMTB (44X15) BU CUS**	**0830023**	1
	green	**US-WMTB (44X15) GN CUS**	**0830024**	1

Self-adhesive conductor marking with transparent protective foil



– The US-WML ... cable marker labels consist of a labeling field and a transparent protective foil
– The protective foil is wound over the labeling and provides permanent protection against dirt and abrasion
– The cable marker labels do not increase the cross section of the cable, allowing the cable to be subsequently drawn through cable ducts, for example
– The markers, which are supplied in uniform sheets, can be printed onto quickly, easily, and cost-effectively using the THERMOMARK CARD
– Quick and easy handling
– Resistant to solvents

Can be printed with:

Thermal transfer for sheets and cards

Marker for conductor diameters of up to 36 mm

Technical data

General data		
Can be printed with:		THERMOMARK CARD PLUS • THERMOMARK CARD
Material		PVC
Temperature range	[°C]	-50 ... 110
Wipe resistance		DIN EN 61010-1 (VDE 0411-1)
Components		Silicone-free

Ordering data

Description	Color	Type	Order No.	Pcs. / Pkt.
Cable marker labels				
32-section, lettering field size: 13 x 13 mm, conductor diameter < 6.0 mm	white	**US-WML 6 (13X13)**	**0800472**	10
8-section, lettering field size: 19 x 25 mm, conductor diameter < 14.0 mm	white	**US-WML 14 (25X19)**	**0800473**	10
4-section, lettering field size: 25 x 25 mm, conductor diameter < 36.0 mm	white	**US-WML 36 (25X25)**	**0800474**	10

N

Self-adhesive conductor marking with transparent protective foil

Can be printed with:

Laser

Plotter

PRINTED FOR YOU

Marker for conductor diameter up to 36 mm

- WML ... cable marker labels consist of a marking field and a transparent protective foil
- The protective foil is wound over the labeling and provides permanent protection against dirt and abrasion
- The cable marker labels do not increase the cross section of the cable, allowing the cable to be subsequently drawn through cable ducts, for example
- Quick and easy handling
- Resistant to solvents

Notes:
Print image may vary depending on laser printer.
[1]) For ordering example, see page 359.

Technical data

General data		
Can be printed with:		CMS-P1-PLOTTER • Office printing systems
Material		Polyester
Temperature range	[°C]	-40 ... 150
Wipe resistance		DIN EN 61010-1 (VDE 0411-1)
Components		Free from halogen and cadmium

Ordering data

Description	Color	Type	Order No.	Pcs. / Pkt.
Cable marker labels, sheet format: A4, self-adhesive				
1 sheet = 168 labels, up to 3.0 mm Ø	white	**WML 3 (13X10)A4**	**0830687**	1
1 sheet = 168 labels, up to 3.0 mm Ø	yellow	**WML 3 (13X10)A4 YE**	**0830688**	1
1 sheet = 77 labels, up to 5.0 mm Ø	white	**WML 5 (25X10)A4**	**0830689**	1
1 sheet = 77 labels, up to 5.0 mm Ø	yellow	**WML 5 (25X10)A4 YE**	**0830690**	1
1 sheet = 56 labels, up to 7.5 mm Ø	white	**WML 7,5 (25X13)A4**	**0830691**	1
1 sheet = 56 labels, up to 7.5 mm Ø	yellow	**WML 7,5 (25X13)A4 YE**	**0830692**	1
1 sheet = 28 labels, up to 14 mm Ø	white	**WML 14 (25X19)A4**	**0830693**	1
1 sheet = 28 labels, up to 14 mm Ø	yellow	**WML 14 (25X19)A4 YE**	**0830694**	1
1 sheet = 10 labels, up to 22 mm Ø	white	**WML 22 (35X25)A4**	**0830695**	1
1 sheet = 10 labels, up to 22 mm Ø	yellow	**WML 22 (35X25)A4 YE**	**0830696**	1
1 sheet = 14 labels, up to 36 mm Ø	white	**WML 36 (25X38)A4**	**0830697**	1
1 sheet = 14 labels, up to 36 mm Ø	yellow	**WML 36 (25X38)A4 YE**	**0830698**	1
Cable marker labels,, self-adhesive, **labeled according to customer requirements**[1])				
1 sheet = 168 labels, up to 3.0 mm Ø	white	**WML 3 (13X10)A4 CUS**	**0830699**	1
1 sheet = 168 labels, up to 3.0 mm Ø	yellow	**WML 3 (13X10)A4 YE CUS**	**0830700**	1
1 sheet = 77 labels, up to 5.0 mm Ø	white	**WML 5 (25X10)A4 CUS**	**0830701**	1
1 sheet = 77 labels, up to 5.0 mm Ø	yellow	**WML 5 (25X10)A4 YE CUS**	**0830702**	1
1 sheet = 56 labels, up to 6 mm Ø	white	**WML 6 (25X13)A4 CUS**	**0830703**	1
1 sheet = 56 labels, up to 6 mm Ø	yellow	**WML 6 (25X13)A4 YE CUS**	**0830704**	1
1 sheet = 28 labels, up to 14 mm Ø	white	**WML 14 (25X19)A4 CUS**	**0830705**	1
1 sheet = 28 labels, up to 14 mm Ø	yellow	**WML 14 (25X19)A4 YE CUS**	**0830706**	1
1 sheet = 10 labels, up to 22 mm Ø	white	**WML 22 (35X25)A4 CUS**	**0830707**	1
1 sheet = 10 labels, up to 22 mm Ø	yellow	**WML 22 (35X25)A4 YE CUS**	**0830708**	1
1 sheet = 14 labels, up to 36 mm Ø	white	**WML 36 (25X38)A4 CUS**	**0830709**	1

Self-adhesive conductor marking with transparent protective foil

- The cable marker labels consist of a labeling field and a transparent protective foil
- The protective foil is wound over the labeling and provides permanent protection against dirt and abrasion
- The cable marker labels do not increase the cross section of the cable, allowing the cable to be subsequently drawn through cable ducts, for example
- High-quality labeling image created by thermal transfer printing
- Quick and easy handling
- Resistant to solvents

Can be printed with:

Thermal transfer for rolls

Marker for conductor diameters of up to 46 mm, unlabeled

Technical data

General data		
Can be printed with:		THERMOMARK ROLL • THERMOMARK ROLL X1 • THERMOMARK X1.1 • THERMOMARK X1.2 • THERMOMARK S1.1
Material		PVC
Temperature range	[°C]	-50 ... 110
Wipe resistance		DIN EN 61010-1 (VDE 0411-1)
Components		Silicone-free

Ordering data

Description	Color	Type	Order No.	Pcs. / Pkt.
Cable marker labels				
5000 labels, up to 3 mm Ø	white	**WML 3 (13X10)R**	**0800073**	1
3000 labels, up to 5 mm Ø	white	**WML 5 (25X10)R**	**0817523**	1
3000 labels, up to 5 mm Ø	yellow	**WML 5 (25X10)R YE**	**0830673**	1
7000 labels, up to 6 mm Ø	white	**WML 6 (13X13)R**	**0816252**	1
7000 labels, up to 6 mm Ø	yellow	**WML 6 (13X13)R YE**	**0830674**	1
4000 labels, up to 7.5 mm Ø	white	**WML 7,5 (13X13)R**	**0800074**	1
1500 labels, up to 7.5 mm Ø	white	**WML 7,5 (17X9)R**	**0828444**	1
2100 labels, up to 7.5 mm Ø	white	**WML 7,5 (25X13)R**	**0800075**	1
1000 labels, up to 12 mm Ø	white	**WML 12 (25X19)R**	**0800076**	1
1500 labels, up to 14 mm Ø	white	**WML 14 (25X19)R**	**0817536**	1
1500 labels, up to 14 mm Ø	yellow	**WML 14 (25X19)R YE**	**0817549**	1
1000 labels, up to 14 mm Ø	white	**WML 14 (38X19)R**	**0817552**	1
1500 labels, up to 14 mm Ø	yellow	**WML 14 (38X19)R YE**	**0830675**	1
2500 labels, up to 18 mm Ø	white	**WML 18 (12X12)R**	**0817507**	1
500 labels, up to 20 mm Ø	white	**WML 20 (31X25)R**	**0828457**	1
900 labels, up to 22 mm Ø	white	**WML 22 (25X25)R**	**0800078**	1
500 labels, up to 36 mm Ø	white	**WML 36 (25X38)R**	**0817510**	1
250 labels, up to 46 mm Ø	white	**WML 46 (25X38)R**	**0800067**	1
Cable marker labels, on large roll				
10,000 labels, up to 5 mm Ø	white	**WML 5 (25X10)RL**	**0830676**	1
15,000 labels, up to 6 mm Ø	white	**WML 6 (13X13)RL**	**0830677**	1
5000 labels, up to 14 mm Ø	white	**WML 14 (25X19)RL**	**0830678**	1
3000 labels, up to 14 mm Ø	white	**WML 14 (38X19)RL**	**0830679**	1

Self-adhesive conductor marking with transparent protective foil

– All WML ... cable marker labels can also be supplied labeled according to customer requirements

Notes:

[1]) For ordering example, see page 359.

Markers for conductor diameters of up to 36 mm, labeled acc. to customer specifications

Technical data

General data		
Material		PVC
Temperature range	[°C]	-50 ... 110
Wipe resistance		DIN EN 61010-1 (VDE 0411-1)
Components		Silicone-free

Ordering data

Description	Color	Type	Order No.	Pcs. / Pkt.
Cable marker labels, labeled according to customer requirements[1])				
Up to 3 mm Ø, 4 labels per strip	white	**WML 3 (13X10)R CUS**	**0824884**	1
Up to 5 mm Ø, 3 labels per strip	white	**WML 5 (25X10)R CUS**	**0824885**	1
Up to 5 mm Ø, 3 labels per strip	yellow	**WML 5 (25X10)R YE CUS**	**0830680**	1
Up to 6 mm Ø, 7 labels per strip	white	**WML 6 (13X13)R CUS**	**0824886**	1
Up to 6 mm Ø, 7 labels per strip	yellow	**WML 6 (13X13)R YE CUS**	**0830681**	1
Up to 7.5 mm Ø, 7 labels per strip	white	**WML 7,5 (13X13)R CUS**	**0824887**	1
Up to 7.5 mm Ø, 4 labels per strip	white	**WML 7,5 (17X9)R CUS**	**0828991**	1
Up to 7.5 mm Ø, 3 labels per strip	white	**WML 7,5 (25X13)R CUS**	**0824888**	1
Up to 12 mm Ø, 3 labels per strip	white	**WML 12 (25X19)R CUS**	**0824889**	1
Up to 14 mm Ø, 3 labels per strip	white	**WML 14 (25X19)R CUS**	**0824890**	1
Up to 14 mm Ø, 3 labels per strip	yellow	**WML 14 (25X19)R YE CUS**	**0824891**	1
Up to 14 mm Ø, 2 labels per strip	white	**WML 14 (38X19)R CUS**	**0824892**	1
Up to 14 mm Ø, 2 labels per strip	yellow	**WML 14 (38X19)R YE CUS**	**0830682**	1
Up to 18 mm Ø, 7 labels per strip	white	**WML 18 (12X12)R CUS**	**0824894**	1
Up to 20 mm Ø, 2 labels per strip	white	**WML 20 (31X25)R CUS**	**0828992**	1
Up to 22 mm Ø, 3 labels per strip	white	**WML 22 (25X25)R CUS**	**0824895**	1
Up to 36 mm Ø, 3 labels per strip	white	**WML 36 (25X38)R CUS**	**0824896**	1

N

Self-adhesive conductor marking with transparent protective foil, halogen-free

- The halogen-free cable marker labels consist of a labeling field and a transparent protective foil
- The protective foil is wound over the labeling and provides permanent protection against dirt and abrasion
- The cable marker labels do not increase the cross section of the cable, allowing the cable to be subsequently drawn through cable ducts, for example
- High-quality labeling image created by thermal transfer printing
- Quick and easy handling
- Resistant to solvents

Can be printed with:

Thermal transfer for rolls

Marker for conductor diameters of up to 36 mm

Technical data

General data		
Can be printed with:		THERMOMARK ROLL • THERMOMARK ROLL X1
Material		PVC
Temperature range	[°C]	-40 ... 100
Wipe resistance		DIN EN 61010-1 (VDE 0411-1)
Components		free from silicone and halogen

Ordering data

Description	Color	Type	Order No.	Pcs. / Pkt.
Cable marker labels, halogen-free				
5000 labels, up to 3 mm Ø	white	**WML HF 3(13X10)R**	**0830812**	1
5000 labels, up to 3 mm Ø	yellow	**WML HF 3(13X10)R YE**	**0830813**	1
3000 labels, up to 5 mm Ø	white	**WML HF 5(25X10)R**	**0830814**	1
3000 labels, up to 5 mm Ø	yellow	**WML HF 5(25X10)R YE**	**0830815**	1
2100 labels, up to 7.5 mm Ø	white	**WML HF 7,5(25X13)R**	**0830816**	1
2100 labels, up to 7.5 mm Ø	yellow	**WML HF 7,5(25X13)R YE**	**0830817**	1
1500 labels, up to 14 mm Ø	white	**WML HF 14(25X19)R**	**0830818**	1
1500 labels, up to 14 mm Ø	yellow	**WML HF 14(25X19)R YE**	**0830819**	1
900 labels, up to 22 mm Ø	white	**WML HF 22(25X25)R**	**0830820**	1
900 labels, up to 22 mm Ø	yellow	**WML HF 22(25X25)R YE**	**0830821**	1
500 labels, up to 36 mm Ø	white	**WML HF 36(25X38)R**	**0830822**	1
500 labels, up to 36 mm Ø	yellow	**WML HF 36(25X38)R YE**	**0830823**	1

N

Self-adhesive conductor marking with transparent protective foil, halogen-free

– All WML HF ... cable marker labels can also be supplied labeled according to customer requirements

Notes:

[1]) For ordering example, see page 359.

Labeled according to customer specifications

Technical data

General data		
Material		PVC
Temperature range	[°C]	-40 ... 100
Wipe resistance		DIN EN 61010-1 (VDE 0411-1)
Components		free from silicone and halogen

Ordering data

Description	Color	Type	Order No.	Pcs. / Pkt.
Cable marker labels, halogen-free, labeled according to customer specifications[1])				
Up to 3 mm Ø, 4 labels per strip	white	**WML HF 3(13X10)R CUS**	**0830824**	1
Up to 3 mm Ø, 4 labels per strip	yellow	**WML HF 3(13X10)R YE CUS**	**0830825**	1
Up to 5 mm Ø, 3 labels per strip	white	**WML HF 5(25X10)R CUS**	**0830826**	1
Up to 5 mm Ø, 3 labels per strip	yellow	**WML HF 5(25X10)R YE CUS**	**0830827**	1
Up to 7.5 mm Ø, 3 labels per strip	white	**WML HF 7,5(25X13)R CUS**	**0830828**	1
Up to 7.5 mm Ø, 3 labels per strip	yellow	**WML HF 7,5(25X13)R YE CUS**	**0830829**	1
Up to 14 mm Ø, 3 labels per strip	white	**WML HF 14(25X19)R CUS**	**0830831**	1
Up to 14 mm Ø, 3 labels per strip	yellow	**WML HF 14(25X19)R YE CUS**	**0830832**	1
Up to 22 mm Ø, 3 labels per strip	white	**WML HF 22(25X25)R CUS**	**0830833**	1
Up to 22 mm Ø, 3 labels per strip	yellow	**WML HF 22(25X25)R YE CUS**	**0830834**	1
Up to 36 mm Ø, 3 labels per strip	white	**WML HF 36(25X38)R CUS**	**0830835**	1
Up to 36 mm Ø, 3 labels per strip	yellow	**WML HF 36(25X38)R YE CUS**	**0830836**	1

N

Self-adhesive conductor marking as a flag, horizontal

The WML-FLAGV... conductor marking flags support large-surface marking of conductors with a diameter of up to 6 mm parallel to the conductor direction. They are characterized by:

– Their ability to be printed on both sides
– High-quality labeling image created by thermal transfer printing
– Quick and easy handling
– Resistance to solvents
– Labeling service: Phoenix Contact can custom-label all conductor markers in accordance with your requirements

Notes:

[1]) For ordering example, see page 359.

Can be printed with:

Thermal transfer for rolls

PRINTED FOR YOU

Marker for conductor diameters of up to 6 mm

Technical data

General data		
Can be printed with:		THERMOMARK ROLL • THERMOMARK ROLL X1 • THERMOMARK X1.1 • THERMOMARK X1.2 • THERMOMARK S1.1
Material		Polyolefine
Temperature range	[°C]	-40 ... 60
Wipe resistance		DIN EN 61010-1 (VDE 0411-1)
Components		Free from halogen and cadmium

Ordering data

Description	Color	Type	Order No.	Pcs. / Pkt.
Cable marking flags				
up to 6 mm Ø, lettering field size: 20 x 10 mm, 2500 labels per roll	white	**WML-FLAG 6 (20X10)R**	**0830711**	1
up to 6 mm Ø, lettering field size: 30 x 10 mm, 2500 labels per roll	white	**WML-FLAG 6 (30X10)R**	**0830712**	1
Cable marking flags, **labeled according to customer specifications**[1])				
up to 6 mm Ø, lettering field size: 20 x 10 mm, 1 label per strip	white	**WML-FLAG 6 (20X10)R CUS**	**0830715**	1
up to 6 mm Ø, lettering field size: 30 x 10 mm, 1 label per strip	white	**WML-FLAG 6 (30X10)R CUS**	**0830716**	1

N

Self-adhesive conductor marking as a flag, vertical

The WML-FLAGV... conductor marking flags support large-surface marking of conductors with a diameter of up to 6 mm perpendicular to the conductor direction. They are characterized by:

– Their ability to be printed on both sides
– High-quality labeling image created by thermal transfer printing
– Quick and easy handling
– Resistance to solvents
– Labeling service: Phoenix Contact can custom-label all conductor markers in accordance with your requirements

Notes:

[1]) For ordering example, see page 359.

Can be printed with:

Thermal transfer for rolls

PRINTED FOR YOU

Marker for conductor diameters of up to 6 mm

Technical data

General data		
Can be printed with:		THERMOMARK ROLL • THERMOMARK ROLL X1 • THERMOMARK X1.1 • THERMOMARK X1.2 • THERMOMARK S1.1
Material		Polyolefine
Temperature range	[°C]	-40 ... 60
Wipe resistance		DIN EN 61010-1 (VDE 0411-1)
Components		Free from halogen and cadmium

Ordering data

Description	Color	Type	Order No.	Pcs. / Pkt.
Cable marking flags				
up to 6 mm Ø, lettering field size: 20 x 10 mm, 2500 labels per roll	white	**WML-FLAGV 6 (20X10)R**	**0830713**	1
up to 6 mm Ø, lettering field size: 30 x 10 mm, 2500 labels per roll	white	**WML-FLAGV 6 (30X10)R**	**0830714**	1
Cable marking flags, **labeled according to customer specifications**[1])				
up to 6 mm Ø, lettering field size: 20 x 10 mm, 3 labels per strip	white	**WML-FLAGV 6 (20X10)R CUS**	**0830717**	1
up to 6 mm Ø, lettering field size: 30 x 10 mm, 3 labels per strip	white	**WML-FLAGV 6 (30X10)R CUS**	**0830718**	1

Pre-assembled shrink sleeves

- The WMS ... shrink sleeves permanently identify conductors and cables
- The sleeves are pre-assembled for optimum use of material
- Up to four markers per tube are separated by perforation
- The conductor to be labeled is easily threaded through the sleeve and fixed by shrinking the sleeve
- The sleeves remain flexible after shrinking
- The shrink sleeves offer the conductors additional electrical insulation and mechanical protection
  The following standards are satisfied:
- UL 224 (125°C, 600 V, VW-1)
- CSA.C22.2 No. 198.1 (125°C, 600 V, VW-1)
- MIL-STD-202G, SAE AMS-DTL-23053, SAE AS-81531

Notes:

The special THEMOMARK-RIBBON ... WMSU is required for marking WMS ... shrink sleeves, see Printers, page 38.

Can be printed with:

Thermal transfer for rolls



Conductor cross sections from 0.8 to 38 mm, white and yellow

Technical data

General data		
Can be printed with:		THERMOMARK ROLL • THERMOMARK ROLL X1 • THERMOMARK X1.1 • THERMOMARK X1.2
Material		Polyolefine
Temperature range	[°C]	-55 ... 135
Wipe resistance		DIN EN 61010-1 (VDE 0411-1)
Components		Halogen-free
Shrink rate		3:1

Ordering data

Description	Color	Type	Order No.	Pcs. / Pkt.
Shrink sleeve, for conductor diameters 0.8 - 2.4 mm				
1 roll = 1000 markers, 15 mm long	white	**WMS 2,4 (15X4)R**	**0800379**	1
	yellow	**WMS 2,4 (15X4)R YE**	**0800412**	1
1 roll = 500 markers, 30 mm long	white	**WMS 2,4 (30X4)R**	**0800373**	1
	yellow	**WMS 2,4 (30X4)R YE**	**0800407**	1
1 roll = 250 markers, 60 mm long	white	**WMS 2,4 (60X4)R**	**0800363**	1
	yellow	**WMS 2,4 (60X4)R YE**	**0800398**	1
Shrink sleeve, for conductor diameters 1.0 - 3.2 mm				
1 roll = 1000 markers, 15 mm long	white	**WMS 3,2 (15X5)R**	**0800380**	1
	yellow	**WMS 3,2 (15X5)R YE**	**0800413**	1
1 roll = 500 markers, 30 mm long	white	**WMS 3,2 (30X5)R**	**0800374**	1
	yellow	**WMS 3,2 (30X5)R YE**	**0800408**	1
1 roll = 250 markers, 60 mm long	white	**WMS 3,2 (60X5)R**	**0800364**	1
	yellow	**WMS 3,2 (60X5)R YE**	**0800399**	1
Shrink sleeve, for conductor diameters 1.6 - 4.8 mm				
1 roll = 1000 markers, 15 mm long	white	**WMS 4,8 (15X9)R**	**0800382**	1
	yellow	**WMS 4,8 (15X9)R YE**	**0800414**	1
1 roll = 500 markers, 30 mm long	white	**WMS 4,8 (30X9)R**	**0800375**	1
	yellow	**WMS 4,8 (30X9)R YE**	**0800409**	1
1 roll = 250 markers, 60 mm long	white	**WMS 4,8 (60X9)R**	**0800366**	1
	yellow	**WMS 4,8 (60X9)R YE**	**0800400**	1
Shrink sleeve, for conductor diameters 2.1 - 6.4 mm				
1 roll = 500 markers, 30 mm long	white	**WMS 6,4 (30X10)R**	**0800376**	1
	yellow	**WMS 6,4 (30X10)R YE**	**0800410**	1
1 roll = 250 markers, 60 mm long	white	**WMS 6,4 (60X10)R**	**0800367**	1
	yellow	**WMS 6,4 (60X10)R YE**	**0800401**	1
Shrink sleeve, for conductor diameters 3.2 - 9.5 mm				
1 roll = 500 markers, 30 mm long	white	**WMS 9,5 (30X16)R**	**0800377**	1
	yellow	**WMS 9,5 (30X16)R YE**	**0800411**	1
1 roll = 250 markers, 60 mm long	white	**WMS 9,5 (60X16)R**	**0800368**	1
	yellow	**WMS 9,5 (60X16)R YE**	**0800402**	1
Shrink sleeve, for conductor diameters 4.2 - 12.7 mm				
1 roll = 250 markers, 60 mm long	white	**WMS 12,7 (60X20)R**	**0800369**	1
	yellow	**WMS 12,7 (60X20)R YE**	**0800403**	1
Shrink sleeve, for conductor diameters 6.4 - 19.1 mm				
1 roll = 250 markers, 60 mm long	white	**WMS 19,1 (60X30)R**	**0800370**	1
	yellow	**WMS 19,1 (60X30)R YE**	**0800404**	1
Shrink sleeve, for conductor diameters 8.5 - 25.4 mm				
1 roll = 250 markers, 60 mm long	white	**WMS 25,4 (60X40)R**	**0800371**	1
	yellow	**WMS 25,4 (60X40)R YE**	**0800405**	1
Shrink sleeve, for conductor diameters 12.7 - 38.1 mm				
1 roll = 250 markers, 60 mm long	white	**WMS 38,1 (60X60)R**	**0800372**	1
	yellow	**WMS 38,1 (60X60)R YE**	**0800406**	1

Pre-assembled shrink sleeves

Notes:

The special THEMOMARK-RIBBON ... WMSU is required for marking WMS ... shrink sleeves, see Printers, page 38.

The external THERMOMARK ROLL–ERH media hub is required for RL rolls, see Printers, page 38.
The external THERMOMARK–ERH 500 media hub is required for RXL rolls, see Printers, page 38.



Conductor cross sections from 0.8 to 4.8 mm, RL roll, white



Conductor cross sections from 0.8 to 4.8 mm, RXL roll, white

		Technical data	Technical data
General data			
Can be printed with:		THERMOMARK ROLL • THERMOMARK ROLL X1 • THERMOMARK X1.1 • THERMOMARK X1.2	THERMOMARK ROLL • THERMOMARK ROLL X1 • THERMOMARK X1.1 • THERMOMARK X1.2
Material		Polyolefine	Polyolefine
Temperature range	[°C]	-55 ... 135	-55 ... 135
Wipe resistance		DIN EN 61010-1 (VDE 0411-1)	DIN EN 61010-1 (VDE 0411-1)
Components		Halogen-free	Halogen-free
Shrink rate		3:1	3:1

		Ordering data			Ordering data		
Description	Color	Type	Order No.	Pcs. / Pkt.	Type	Order No.	Pcs. / Pkt.
Shrink sleeve, for conductor diameters 0.8 - 2.4 mm							
1 roll = 4000 markers, 15 mm long	white	**WMS 2,4 (15X4)RL**	**0800389**	1			
1 roll = 10000 markers, 15 mm long	white				**WMS 2,4 (15X4)RXL**	**0800396**	1
1 roll = 2000 markers, 30 mm long	white	**WMS 2,4 (30X4)RL**	**0800386**	1			
1 roll = 5000 markers, 30 mm long	white				**WMS 2,4 (30X4)RXL**	**0800394**	1
1 roll = 1000 markers, 60 mm long	white	**WMS 2,4 (60X4)RL**	**0800383**	1			
1 roll = 2500 markers, 60 mm long	white				**WMS 2,4 (60X4)RXL**	**0800392**	1
Shrink sleeve, for conductor diameters 1.0 - 3.2 mm							
1 roll = 4000 markers, 15 mm long	white	**WMS 3,2 (15X5)RL**	**0800390**	1			
1 roll = 2000 markers, 30 mm long	white	**WMS 3,2 (30X5)RL**	**0800387**	1			
1 roll = 1000 markers, 60 mm long	white	**WMS 3,2 (60X5)RL**	**0800384**	1			
Shrink sleeve, for conductor diameters 1.6 - 4.8 mm							
1 roll = 4000 markers, 15 mm long	white	**WMS 4,8 (15X9)RL**	**0800391**	1			
1 roll = 10000 markers, 15 mm long	white				**WMS 4,8 (15X9)RXL**	**0800397**	1
1 roll = 2000 markers, 30 mm long	white	**WMS 4,8 (30X9)RL**	**0800388**	1			
1 roll = 5000 markers, 30 mm long	white				**WMS 4,8 (30X9)RXL**	**0800395**	1
1 roll = 1000 markers, 60 mm long	white	**WMS 4,8 (60X9)RL**	**0800385**	1			
1 roll = 2500 markers, 60 mm long	white				**WMS 4,8 (60X9)RXL**	**0800393**	1

Pre-assembled shrink sleeves, labeled acc. to customer specifications

All WMS ... pre-assembled shrink sleeves can be supplied labeled according to customer requirements.

The following standards are satisfied:

– UL 224 (125°C, 600 V, VW-1)
– CSA.C22.2 No. 198.1 (125°C, 600 V, VW-1)
– MIL-STD-202G, SAE AMS-DTL-23053, SAE AS-81531

Notes:

1) For ordering example, see page 359.

PRINTED FOR YOU

Conductor cross sections from 0.8 to 38 mm, white

Technical data

General data		
Material		Polyolefine
Temperature range	[°C]	-55 ... 135
Wipe resistance		DIN EN 61010-1 (VDE 0411-1)
Components		Halogen-free
Shrink rate		3:1

Ordering data

Description	Type	Order No.	Pcs. / Pkt.
Shrink sleeve, for conductor diameters 0.8 - 2.4 mm, **labeled according to customer requirements**[1])			
4 markers per strip, 15 mm long	**WMS 2,4 (15X4)R CUS**	**0800752**	1
2 markers per strip, 30 mm long	**WMS 2,4 (30X4)R CUS**	**0800745**	1
1 marker per strip, 60 mm long	**WMS 2,4 (60X4)R CUS**	**0800736**	1
Shrink sleeve, for conductor diameters 1.0 - 3.2 mm, **labeled according to customer requirements**[1])			
4 markers per strip, 15 mm long	**WMS 3,2 (15X5)R CUS**	**0800753**	1
2 markers per strip, 30 mm long	**WMS 3,2 (30X5)R CUS**	**0800746**	1
1 marker per strip, 60 mm long	**WMS 3,2 (60X5)R CUS**	**0800737**	1
Shrink sleeve, for conductor diameters 1.6 - 4.8 mm, **labeled according to customer requirements**[1])			
4 markers per strip, 15 mm long	**WMS 4,8 (15X9)R CUS**	**0800754**	1
2 markers per strip, 30 mm long	**WMS 4,8 (30X9)R CUS**	**0800748**	1
1 marker per strip, 60 mm long	**WMS 4,8 (60X9)R CUS**	**0800738**	1
Shrink sleeve, for conductor diameters 2.1 - 6.4 mm, **labeled according to customer requirements**[1])			
2 markers per strip, 30 mm long	**WMS 6,4 (30X10)R CUS**	**0800749**	1
1 marker per strip, 60 mm long	**WMS 6,4 (60X10)R CUS**	**0800739**	1
Shrink sleeve, for conductor diameters 3.2 - 9.5 mm, **labeled according to customer requirements**[1])			
2 markers per strip, 30 mm long	**WMS 9,5 (30X16)R CUS**	**0800751**	1
1 marker per strip, 60 mm long	**WMS 9,5 (60X16)R CUS**	**0800740**	1
Shrink sleeve, for conductor diameters 4.2 - 12.7 mm, **labeled according to customer requirements**[1])			
1 marker per strip, 60 mm long	**WMS 12,7 (60X20)R CUS**	**0800741**	1
Shrink sleeve, for conductor diameters 6.4 - 19.1 mm, **labeled according to customer requirements**[1])			
1 marker per strip, 60 mm long	**WMS 19,1 (60X30)R CUS**	**0800742**	1
Shrink sleeve, for conductor diameters 8.5 - 25.4 mm, **labeled according to customer requirements**[1])			
1 marker per strip, 60 mm long	**WMS 25,4 (60X40)R CUS**	**0800743**	1
Shrink sleeve, for conductor diameters 12.7 - 38.1 mm, **labeled according to customer requirements**[1])			
1 marker per strip, 60 mm long	**WMS 38,1 (60X60)R CUS**	**0800744**	1

PRINTED FOR YOU

Conductor cross sections from 0.8 to 38 mm, yellow

Technical data

Polyolefine
-55 ... 135
DIN EN 61010-1 (VDE 0411-1)
Halogen-free
3:1

Ordering data

Type	Order No.	Pcs. / Pkt.
WMS 2,4 (15X4)R YE CUS	0800770	1
WMS 2,4 (30X4)R YE CUS	0800765	1
WMS 2,4 (60X4)R YE CUS	0800755	1
WMS 3,2 (15X5)R YE CUS	0800771	1
WMS 3,2 (30X5)R YE CUS	0800766	1
WMS 3,2 (60X5)R YE CUS	0800756	1
WMS 4,8 (15X9)R YE CUS	0800772	1
WMS 4,8 (30X9)R YE CUS	0800767	1
WMS 4,8 (60X9)R YE CUS	0800757	1
WMS 6,4 (30X10)R YE CUS	0800768	1
WMS 6,4 (60X10)R YE CUS	0800758	1
WMS 9,5 (30X16)R YE CUS	0800769	1
WMS 9,5 (60X16)R YE CUS	0800759	1
WMS 12,7 (60X20)R YE CUS	0800760	1
WMS 19,1 (60X30)R YE CUS	0800761	1
WMS 25,4 (60X40)R YE CUS	0800762	1
WMS 38,1 (60X60)R YE CUS	0800764	1

Continuous shrink sleeve

- The shrink sleeves are automatically perforated or cut to the length required in the printing process
- They are available in the form of continuous on-roll goods and can be printed on both sides using the THERMOMARK W2 printer
- Individual markers can be cut to any length up to 1 m
  The following standards are satisfied:
- UL 224 (125°C, 600 V, VW-1)
- CSA.C22.2 No. 198.1 (125°C, 600 V, VW-1)
- MIL-STD-202G, SAE AMS-DTL-23053, SAE AS-81531

Notes:

The special THEMOMARK-RIBBON ... WMSU is required for marking WMS ... shrink sleeves, see Printers, page 38.
How to use the external media hubs:
THERMOMARK ROLL:
Use the external THERMOMARK ROLL-ERH media hub for R rolls and the external THERMOMARK-ERH 500 for large rolls, see Printers, page 38.
THERMOMARK ROLL X1 and THERMOMARK W2:
R rolls can be inserted directly in the device, use the THERMOMARK-ERH 500 for large rolls, see Printers, page 43.

Can be printed with:

Thermal transfer for rolls

Shrinkable marker, white

Technical data

General data		
Can be printed with:		THERMOMARK W1 • THERMOMARK W2 • THERMOMARK ROLL • THERMOMARK ROLL X1 • THERMOMARK X1.1 • THERMOMARK X1.2
Material		Polyolefine
Temperature range	[°C]	-55 ... 135
Wipe resistance		DIN EN 61010-1 (VDE 0411-1)
Components		Halogen-free
Shrink rate		3:1

Ordering data

Description	Type	Order No.	Pcs. / Pkt.
Shrink sleeve			
1 roll = 30 m, conductor diameter: 0.8 - 2.4 mm	**WMS 2,4 (EX4)R**	**0800289**	1
1 roll = 30 m, conductor diameter: 1.0 - 3.2 mm	**WMS 3,2 (EX5)R**	**0800290**	1
1 roll = 30 m, conductor diameter: 1.6 - 4.8 mm	**WMS 4,8 (EX9)R**	**0800291**	1
1 roll = 25 m, conductor diameter: 2.1 - 6.4 mm	**WMS 6,4 (EX10)R**	**0800292**	1
1 roll = 20 m, conductor diameter: 3.2 - 9.5 mm	**WMS 9,5 (EX16)R**	**0800293**	1
1 roll = 20 m, conductor diameter: 4.2 - 12.7 mm	**WMS 12,7 (EX20)R**	**0800294**	1
1 roll = 20 m, conductor diameter: 6.4 - 19.1 mm	**WMS 19,1 (EX30)R**	**0800295**	1
1 roll = 15 m, conductor diameter: 8.5 - 25.4 mm	**WMS 25,4 (EX40)R**	**0800296**	1
1 roll = 15 m, conductor diameter: 12.7 - 38.1 mm	**WMS 38,1 (EX60)R**	**0800298**	1
1 roll = 15 m, conductor diameter: 16.9 - 50.8 mm	**WMS 50,8 (EX80)R**	**0800299**	1
Shrink sleeve, large roll			
1 roll = 120 m, conductor diameter: 0.8 - 2.4 mm	**WMS 2,4 (EX4)RL**	**0800319**	1
1 roll = 120 m, conductor diameter: 1.0 - 3.2 mm	**WMS 3,2 (EX5)RL**	**0800320**	1
1 roll = 120 m, conductor diameter: 1.6 - 4.8 mm	**WMS 4,8 (EX9)RL**	**0800321**	1
1 roll = 100 m, conductor diameter: 2.1 - 6.4 mm	**WMS 6,4 (EX10)RL**	**0800322**	1
1 roll = 80 m, conductor diameter: 3.2 - 9.5 mm	**WMS 9,5 (EX16)RL**	**0800324**	1
1 roll = 80 m, conductor diameter: 4.2 - 12.7 mm	**WMS 12,7 (EX20)RL**	**0800325**	1
1 roll = 80 m, conductor diameter: 6.4 - 19.1 mm	**WMS 19,1 (EX30)RL**	**0800326**	1
1 roll = 60 m, conductor diameter: 8.5 - 25.4 mm	**WMS 25,4 (EX40)RL**	**0800327**	1

Shrinkable marker, yellow

Shrinkable marker, black

Technical data

THERMOMARK W1 • THERMOMARK W2 • THERMOMARK ROLL • THERMOMARK ROLL X1 • THERMOMARK X1.1 • THERMOMARK X1.2
Polyolefine
-55 ... 135
DIN EN 61010-1 (VDE 0411-1)
Halogen-free
3:1

Ordering data

Type	Order No.	Pcs. / Pkt.
WMS 2,4 (EX4)R YE	0800300	1
WMS 3,2 (EX5)R YE	0800301	1
WMS 4,8 (EX9)R YE	0800302	1
WMS 6,4 (EX10)R YE	0800303	1
WMS 9,5 (EX16)R YE	0800304	1
WMS 12,7 (EX20)R YE	0800305	1
WMS 19,1 (EX30)R YE	0800306	1
WMS 25,4 (EX40)R YE	0800308	1
WMS 38,1 (EX60)R YE	0800309	1
WMS 50,8 (EX80)R YE	0800311	1
WMS 2,4 (EX4)RL YE	0800328	1
WMS 3,2 (EX5)RL YE	0800329	1
WMS 4,8 (EX9)RL YE	0800330	1
WMS 6,4 (EX10)RL YE	0800331	1
WMS 9,5 (EX16)RL YE	0800332	1
WMS 12,7 (EX20)RL YE	0800333	1
WMS 19,1 (EX30)RL YE	0800334	1
WMS 25,4 (EX40)RL YE	0800335	1

Technical data

THERMOMARK W1 • THERMOMARK W2 • THERMOMARK ROLL • THERMOMARK ROLL X1 • THERMOMARK X1.1 • THERMOMARK X1.2
Polyolefine
-55 ... 135
DIN EN 61010-1 (VDE 0411-1)
Halogen-free
3:1

Ordering data

Type	Order No.	Pcs. / Pkt.
WMS 2,4 (EX4)R BK	0800415	1
WMS 3,2 (EX5)R BK	0800416	1
WMS 4,8 (EX9)R BK	0800418	1
WMS 6,4 (EX10)R BK	0800419	1
WMS 9,5 (EX16)R BK	0800421	1
WMS 12,7 (EX20)R BK	0800422	1
WMS 19,1 (EX30)R BK	0800423	1
WMS 25,4 (EX40)R BK	0800424	1
WMS 38,1 (EX60)R BK	0800425	1
WMS 50,8 (EX80)R BK	0800426	1
WMS 2,4 (EX4)RL BK	0800427	1
WMS 3,2 (EX5)RL BK	0800428	1
WMS 4,8 (EX9)RL BK	0800429	1
WMS 6,4 (EX10)RL BK	0800430	1
WMS 9,5 (EX16)RL BK	0800431	1
WMS 12,7 (EX20)RL BK	0800432	1
WMS 19,1 (EX30)RL BK	0800434	1
WMS 25,4 (EX40)RL BK	0800435	1

Continuous shrink sleeves, labeled according to customer requirements

All WMS ... continuous shrink sleeves can also be supplied labeled according to customer requirements.

The following standards are satisfied:
- UL 224 (125°C, 600 V, VW-1)
- CSA.C22.2 No. 198.1 (125°C, 600 V, VW-1)
- MIL-STD-202G, SAE AMS-DTL-23053, SAE AS-81531

Figure below shows:
- SD-WMTB (70x10) label holder in combination with WMS 6,4 (Ex10)R CUS shrink sleeve for marking cables and conductors; see page 221

Notes:

[1]) For ordering example, see page 359.

PRINTED FOR YOU

Shrinkable marker, white

Technical data

General data		
Material		Polyolefine
Temperature range	[°C]	-55 ... 135
Wipe resistance		DIN EN 61010-1 (VDE 0411-1)
Components		Halogen-free
Shrink rate		3:1

Ordering data

Description	Type	Order No.	Pcs. / Pkt.
Shrink sleeve, labeled according to customer requirements[1])			
1 roll = 30 m, conductor diameter: 0.8 - 2.4 mm	**WMS 2,4 (EX4)R CUS**	**0800701**	1
1 roll = 30 m, conductor diameter: 1.0 - 3.2 mm	**WMS 3,2 (EX5)R CUS**	**0800702**	1
1 roll = 30 m, conductor diameter: 1.6 - 4.8 mm	**WMS 4,8 (EX9)R CUS**	**0800703**	1
1 roll = 25 m, conductor diameter: 2.1 - 6.4 mm	**WMS 6,4 (EX10)R CUS**	**0800704**	1
1 roll = 20 m, conductor diameter: 3.2 - 9.5 mm	**WMS 9,5 (EX16)R CUS**	**0800706**	1
1 roll = 20 m, conductor diameter: 4.2 - 12.7 mm	**WMS 12,7 (EX20)R CUS**	**0800707**	1
1 roll = 20 m, conductor diameter: 6.4 - 19.1 mm	**WMS 19,1 (EX30)R CUS**	**0800708**	1
1 roll = 15 m, conductor diameter: 8.5 - 25.4 mm	**WMS 25,4 (EX40)R CUS**	**0800709**	1
1 roll = 15 m, conductor diameter: 12.7 - 38.1 mm	**WMS 38,1 (EX60)R CUS**	**0800710**	1
1 roll = 15 m, conductor diameter: 16.9 - 50.8 mm	**WMS 50,8 (EX80)R CUS**	**0800711**	1

PRINTED FOR YOU

Shrinkable marker, yellow

PRINTED FOR YOU

Shrinkable marker, black

Technical data

Polyolefine
-55 ... 135
DIN EN 61010-1 (VDE 0411-1)
Halogen-free
3:1

Ordering data

Type	Order No.	Pcs. / Pkt.
WMS 2,4 (EX4)R YE CUS	0800713	1
WMS 3,2 (EX5)R YE CUS	0800714	1
WMS 4,8 (EX9)R YE CUS	0800715	1
WMS 6,4 (EX10)R YE CUS	0800716	1
WMS 9,5 (EX16)R YE CUS	0800717	1
WMS 12,7 (EX20)R YE CUS	0800719	1
WMS 19,1 (EX30)R YE CUS	0800720	1
WMS 25,4 (EX40)R YE CUS	0800722	1
WMS 38,1 (EX60)R YE CUS	0800723	1
WMS 50,8 (EX80)R YE CUS	0800724	1

Technical data

Polyolefine
-55 ... 135
DIN EN 61010-1 (VDE 0411-1)
Halogen-free
3:1

Ordering data

Type	Order No.	Pcs. / Pkt.
WMS 2,4 (EX4)R BK CUS	0800725	1
WMS 3,2 (EX5)R BK CUS	0800726	1
WMS 4,8 (EX9)R BK CUS	0800727	1
WMS 6,4 (EX10)R BK CUS	0800728	1
WMS 9,5 (EX16)R BK CUS	0800729	1
WMS 12,7 (EX20)R BK CUS	0800730	1
WMS 19,1 (EX30)R BK CUS	0800731	1
WMS 25,4 (EX40)R BK CUS	0800732	1
WMS 38,1 (EX60)R BK CUS	0800733	1
WMS 50,8 (EX80)R BK CUS	0800735	1

Insertable conductor marking for marking collars

- EMT ... insert labels for labeling various marking collars
- Can be printed onto with THERMOMARK... for material off the roll
- Thanks to their special contour, EMT ... insert labels remain securely inside the collar once inserted
- The PABL ... sheets are available to allow labeling with a laser printer

Notes:
PATG/PATO ... system, see page 224.
KMK ..., see page 216.
LM ..., see page 217.
[1]) For ordering example, see page 359.

Can be printed with:

Thermal transfer for rolls

For PATG ... and PATO ... marker carriers

Technical data

General data		
Can be printed with:		THERMOMARK ROLL • THERMOMARK ROLL X1 • THERMOMARK X1.1 • THERMOMARK X1.2 • THERMOMARK S1.1
Material		Polyester
Temperature range	[°C]	-40 ... 120
Wipe resistance		DIN EN 61010-1 (VDE 0411-1)
Components		free from silicone and halogen

Ordering data

Description	Color	Type	Order No.	Pcs. / Pkt.
Insert strips, Lettering field size: 10 x 4 mm, 7500 labels p. roll	white	**EMT (10X4)R**	**0816235**	1
Lettering field size: 15 x 4 mm, 7500 labels p. roll	white	**EMT (15X4)R**	**0817329**	1
	red	**EMT (15X4)R RD**	**0816249**	1
	yellow	**EMT (15X4)R YE**	**0817358**	1
	blue	**EMT (15X4)R BU**	**0817332**	1
Lettering field size: 23 x 4 mm, 5000 labels p. roll	white	**EMT (23X4)R**	**0817361**	1
	yellow	**EMT (23X4)R YE**	**0817374**	1
Lettering field size: 24 x 4 mm, 5000 labels p. roll	white	**EMT (24X4)R**	**0816265**	1
Lettering field size: 25 x 6 mm, 5000 labels p. roll	white	**EMT (25X6)R**	**0817264**	1
Lettering field size: 29 x 8 mm, 5400 labels p. roll	white	**EMT (29X8)R**	**0817277**	1
	yellow	**EMT (29X8)R YE**	**0817280**	1
Lettering field size: 40 x 17 mm, 2300 labels p. roll	white	**EMT (40X17)R**	**0817293**	1
Lettering field size: 60 x 15 mm, 2500 labels p. roll	white	**EMT (60X15)R**	**0801846**	10
Insert strips, for PATG/PATO, perforated, DIN A4 sheet, lettering field size: 15 x 4 mm, 1 sheet = 360 labels	white	**PABL 15X4**	**0808260**	10
Insert strips, labeled acc. to customer specifications[1])				
Lettering field size: 10 x 4 mm, 6 labels p. strip	white	**EMT (10X4)R CUS**	**0824374**	1
Lettering field size: 15 x 4 mm, 6 labels p. strip	white	**EMT (15X4)R CUS**	**0824375**	1
	red	**EMT (15X4)R RD CUS**	**0824377**	1
	yellow	**EMT (15X4)R YE CUS**	**0824378**	1
	blue	**EMT (15X4)R BU CUS**	**0824376**	1
Lettering field size: 23 x 4 mm, 4 labels p. strip	white	**EMT (23X4)R CUS**	**0824379**	1
	yellow	**EMT (23X4)R YE CUS**	**0824380**	1
Lettering field size: 24 x 4 mm, 4 labels p. strip	white	**EMT (24X4)R CUS**	**0824381**	1
Lettering field size: 25 x 6 mm, 4 labels p. strip	white	**EMT (25X6)R CUS**	**0824382**	1
Lettering field size: 29 x 8 mm, 3 labels p. strip	white	**EMT (29X8)R CUS**	**0824383**	1
	yellow	**EMT (29X8)R YE CUS**	**0824384**	1
Lettering field size: 40 x 17 mm, 3 labels p. strip	white	**EMT (40X17)R CUS**	**0824385**	1
Lettering field size: 60 x 15 mm, 1 label p. strip	white	**EMT (60X15)R CUS**	**0801998**	1
Insert strips, for PATG/PATO, perforated, **labeled acc. to customer specifications**[1])	white	**PABL 15X4 CUS**	**0824449**	1

N

Insertable conductor marking with threading and insertion aid for marking collars



- The WMTW... insert labels are used to label marking collars from the PATG/PATO ... system; see page 224.
- Easy assembly thanks to a threading and insertion aid, which can be easily separated by means of a perforation after inserting the marker
- Thanks to their special shape, the WMTW ... insert labels remain securely inside the marking collar
- Can be printed onto with THERMOMARK... for material off the roll
- Labeling service: Phoenix Contact can custom-label all conductor markers in accordance with your requirements

Notes:

[1]) For ordering example, see page 359.

Can be printed with:

Thermal transfer for rolls

PRINTED FOR YOU

For PATG ... and PATO... marker carriers

Technical data

General data		
Can be printed with:		THERMOMARK ROLL • THERMOMARK ROLL X1 • THERMOMARK S1.1 • THERMOMARK X1.1 • THERMOMARK X1.2
Material		Polyolefine
Temperature range	[°C]	-40 ... 90
Wipe resistance		DIN EN 61010-1 (VDE 0411-1)
Components		Halogen-free

Ordering data

Description	Color	Type	Order No.	Pcs. / Pkt.
Insertable conductor marking				
Lettering field size: 10 x 4 mm, 3000 labels per roll	white	**WMTW (10X4)R**	**0831000**	1
Lettering field size: 10 x 4 mm, 3000 labels per roll	yellow	**WMTW (10X4)R YE**	**0831001**	1
Lettering field size: 15 x 4 mm, 3000 labels per roll	white	**WMTW (15X4)R**	**0831002**	1
Lettering field size: 15 x 4 mm, 3000 labels per roll	yellow	**WMTW (15X4)R YE**	**0831003**	1
Lettering field size: 23 x 4 mm, 3000 labels per roll	white	**WMTW (23X4)R**	**0831004**	1
Lettering field size: 23 x 4 mm, 3000 labels per roll	yellow	**WMTW (23X4)R YE**	**0831005**	1
Insertable conductor marking, labeled according to customer specifications[1])				
Lettering field size: 10 x 4 mm, 1 label per strip	white	**WMTW (10X4)R CUS**	**0831008**	1
Lettering field size: 10 x 4 mm, 1 label per strip	yellow	**WMTW (10X4)R YE CUS**	**0831009**	1
Lettering field size: 15 x 4 mm, 1 label per strip	white	**WMTW (15X4)R CUS**	**0831010**	1
Lettering field size: 15 x 4 mm, 1 label per strip	yellow	**WMTW (15X4)R YE CUS**	**0831011**	1
Lettering field size: 23 x 4 mm, 1 label per strip	white	**WMTW (23X4)R CUS**	**0831007**	1
Lettering field size: 23 x 4 mm, 1 label per strip	yellow	**WMTW (23X4)R YE CUS**	**0831006**	1

Slide-on conductor marking

- The conductor to be marked is pushed through two punched holes in the marker and positioned
- The special hole geometry ensures a strong axial hold
- Made from high-quality polyester foil
- Available for different conductor diameters
- Custom labeling and easy handling
- High-quality labeling image created by thermal transfer printing
- Special packaging protects the conductor markers against external influences, dust, and dirt
- Labeling service: Phoenix Contact can custom-label all conductor markers in accordance with your requirements

Notes:

[1]) For ordering example, see page 359.

Can be printed with:

Thermal transfer for rolls

PRINTED FOR YOU

Marker for conductor diameters from 1.0 to 8.4 mm

Technical data

General data		
Can be printed with:		THERMOMARK ROLL • THERMOMARK ROLL X1 • THERMOMARK X1.1 • THERMOMARK X1.2 • THERMOMARK S1.1
Number of individual labels		4000
Material		Polyester
Temperature range	[°C]	-40 ... 120
Wipe resistance		DIN EN 61010-1 (VDE 0411-1)
Components		free from silicone and halogen

Ordering data

Description	Color	Type	Order No.	Pcs. / Pkt.
Slide-on conductor markers, 1 roll = 4000 conductor markers				
Lettering field size: 15 x 4 mm, conductor diameter: 1.0 - 2.4 mm	white	**WMT 2,4 (15X4)R**	**0816281**	1
Lettering field size: 15 x 5 mm, conductor diameter: 2.0 - 3.5 mm	white	**WMT 3,5 (15X5)R**	**0817222**	1
Lettering field size: 15 x 6 mm, conductor diameter: 3.0 - 4.2 mm	white	**WMT 4,2 (15X6)R**	**0817235**	1
Lettering field size: 15 x 8 mm, conductor diameter: 4.0 - 5.5 mm	white	**WMT 5,5 (15X8)R**	**0817248**	1
Lettering field size: 17 x 10 mm, conductor diameter: 5.0 - 8.4 mm	white	**WMT 8,4 (17X10)R**	**0817251**	1
Conductor marker for threading, labeled as per customer specifications[1])				
Lettering field size: 15 x 4 mm, conductor diameter: 1.0 - 2.4 mm, 3 labels p. strip	white	**WMT 2,4 (15X4)R CUS**	**0824927**	1
Lettering field size: 15 x 5 mm, conductor diameter: 2.0 - 3.5 mm, 3 labels p. strip	white	**WMT 3,5 (15X5)R CUS**	**0824928**	1
Lettering field size: 15 x 6 mm, conductor diameter: 3.0 - 4.2 mm, 2 labels p. strip	white	**WMT 4,2 (15X6)R CUS**	**0824929**	1
Lettering field size: 15 x 8 mm, conductor diameter: 4.0 - 5.5 mm, 2 labels p. strip	white	**WMT 5,5 (15X8)R CUS**	**0824930**	1
Lettering field size: 17 x 10 mm, conductor diameter: 5.0 - 8.4 mm, 2 labels p. strip	white	**WMT 8,4 (17X10)R CUS**	**0824931**	1



Conductor marking for assembly with cable binders

- Conductor marking for identifying and bundling conductors in indoor areas
- Made from high-quality polyester foil
- The marker has two fastening eyes so that it can be attached to the conductor by means of PKB ... cable binders
- Labeling service: Phoenix Contact can custom-label all conductor markers in accordance with your requirements

Notes:
For corresponding cable binders, see page 574 onwards.
[1]) For ordering example, see page 359.

Can be printed with:

Thermal transfer for rolls

PRINTED FOR YOU

Marker for conductor diameters of 6 mm and above

Technical data

General data		
Can be printed with:		THERMOMARK ROLL • THERMOMARK ROLL X1 • THERMOMARK X1.1 • THERMOMARK X1.2 • THERMOMARK S1.1
Material		Polyester
Temperature range	[°C]	-40 ... 120
Wipe resistance		DIN EN 61010-1 (VDE 0411-1)
Components		free from silicone and halogen

Ordering data

Description	Color	Type	Order No.	Pcs. / Pkt.
Cable markers for assembly with cable binders				
Lettering field size: 24 x 8 mm (max. cable binder width: 5 mm), 4000 cable markers p. roll	white	**WMTB (24X8)R**	**0816278**	1
Lettering field size: 35 x 15 mm (max. cable binder width: 5 mm), 1700 cable markers p. roll	white	**WMTB (35X15)R**	**0817316**	1
Cable marker for assembly with cable binders, labeled according to customer specifications[1])				
Lettering field size: 24 x 8 mm (max. cable binder width: 5 mm), 4 labels p. strip	white	**WMTB (24X8)R CUS**	**0824932**	1
Lettering field size: 35 x 15 mm (max. cable binder width: 5 mm), 2 labels p. strip	white	**WMTB (35X15)R CUS**	**0824933**	1

Conductor marking for assembly with cable binders



Halogen-free conductor and cable marking for marking and bundling conductors and cables indoors and outdoors.

- Made from high-quality thermoplastic polyether urethane
- Highly flexible material, adapts to the bending of the conductors or cables
- Additional labeling, such as project information, can be printed on the carrier material. This makes it easier to assign the markers during mounting.
- Very high tensile strength
- Flame-retardant material
- The marker has two fastening lugs so that it can be attached to the conductor by means of cable binders
- Labeling service: Phoenix Contact can custom-label all conductor markers in accordance with your requirements

Notes:

For corresponding cable binders, see page 574 onwards.

[1]) For ordering example, see page 359.

Can be printed with:

Thermal transfer for rolls

Marker for conductor diameters of 6 mm and above

Technical data

General data		
Can be printed with:		THERMOMARK ROLL • THERMOMARK ROLL X1 • THERMOMARK X1.1 • THERMOMARK X1.2 • THERMOMARK S1.1
Material		PUR
Inflammability class according to UL 94		V0
Temperature range	[°C]	-25 ... 80
Wipe resistance		DIN EN 61010-1 (VDE 0411-1)
Components		Halogen-free

Ordering data

Description	Color	Type	Order No.	Pcs. / Pkt.
Cable markers for assembly with cable binders, maximum cable binder width: 5 mm				
1000 markers per roll, lettering field size: 40 x 12 mm	white	**WMTB HF (40X12)R**	**0830407**	1
	yellow	**WMTB HF (40X12)R YE**	**0830408**	1
1000 markers per roll, lettering field size: 55 x 15 mm	white	**WMTB HF (55X15)R**	**0830409**	1
	yellow	**WMTB HF (55X15)R YE**	**0830410**	1
500 markers per roll, lettering field size: 55 x 25 mm	white	**WMTB HF (55X25)R**	**0830411**	1
	yellow	**WMTB HF (55X25)R YE**	**0830412**	1
Cable markers for assembly with cable binders, labeled according to customer specifications, 1 marker per strip, lettering field size: 40 x 12 mm[1])	white	**WMTB HF (40X12)R CUS**	**0830413**	1
	yellow	**WMTB HF (40X12)R YE CUS**	**0830414**	1
1 marker per strip, lettering field size: 55 x 15 mm	white	**WMTB HF (55X15)R CUS**	**0830415**	1
	yellow	**WMTB HF (55X15)R YE CUS**	**0830416**	1
1 marker per strip, lettering field size: 55 x 25 mm	white	**WMTB HF (55X25)R CUS**	**0830417**	1
	yellow	**WMTB HF (55X25)R YE CUS**	**0830418**	1

Accessories

Ink ribbon, specifically for cable markers for assembly with cable binders, WMTB HF..., length: 300 m, width: 110 mm	black	**THERMOMARK-RIBBON 110-WMTB HF**	**5148007**	1

Conductor marker carriers for assembly with cable binders, for labels with laminated protective foil

For conductor diameters from 6 mm

- The WM−CARRIER /B... conductor marker carriers consist of a labeling field for labels and a transparent, self-adhesive laminated protective foil
- The protective foil provides permanent protection against contamination and abrasion
- High-quality labeling image created by thermal transfer printing
- Quick and easy handling
- The marker has two fastening lugs so that it can be attached to the conductor by means of cable binders
- Resistant to solvents
- Labeling service: Phoenix Contact can custom-label all cable marker labels in accordance with your requirements

Notes:

For corresponding cable binders, see page 574 onwards.

[1]) For ordering example, see page 359.

Technical data

General data		
Material		PVC/polyester
Temperature range	[°C]	-10 ... 60
Wipe resistance		DIN EN 61010-1 (VDE 0411-1)
Components		Halogen-free

Ordering data

Description	Color	Type	Order No.	Pcs. / Pkt.
Conductor marker carriers, maximum cable binder width: 5 mm				
Lettering field size: 48 x 10 mm	transparent	**WM-CARRIER/B (48X10)LPR**	**0830423**	100
Lettering field size: 55 x 15 mm	transparent	**WM-CARRIER/B (55X15)LPR**	**0830424**	100
Lettering field size: 85 x 15 mm	transparent	**WM-CARRIER/B (85X15)LPR**	**0830425**	100

Accessories

Labels				
2500 labels per roll	white	**EML (40X6)R**	**0830481**	1
	yellow	**EML (40X6)R YE**	**0830482**	1
2500 labels per roll	white	**EML (50X10)R**	**0830483**	1
	yellow	**EML (50X10)R YE**	**0830484**	1
2500 labels per roll	white	**EML (75X10)R**	**0830485**	1
	yellow	**EML (75X10)R YE**	**0830486**	1
Labels, labeled according to customer requirements[1])				
2 labels per strip	white	**EML (40X6)R CUS**	**0830487**	1
	yellow	**EML (40X6)R YE CUS**	**0830488**	1
1 label per strip	white	**EML (50X10)R CUS**	**0830489**	1
	yellow	**EML (50X10)R YE CUS**	**0830490**	1
1 label per strip	white	**EML (75X10)R CUS**	**0830491**	1
	yellow	**EML (75X10)R YE CUS**	**0830492**	1

Plastic cable marker for insert labels, for assembly with cable binders

N

Notes:

For corresponding cable binders, see page 574 onwards.

25 x 6 mm marker

- The KMK... versions have eyelets and are attached with cable binders
- Plastic cable markers for marking and bundling multiple conductors and cables indoors
- The printed insert label is protected from dirt by the sealing cap
- Labeling service: Phoenix Contact can custom-label all insert labels for plastic cable markers in accordance with your requirements

Technical data

General data		
Material		Polyethylene
Temperature range	[°C]	-40 ... 80
Components		free from silicone and halogen

Ordering data

Description	Color	Type	Order No.	Pcs. / Pkt.
Plastic cable markers for insert labels, with eyelets for fastening with cable binders Lettering field size: 25 x 6 mm	transparent	**KMK 1**	**0830745**	100
Plastic cable markers for insert labels, with eyelets for fastening with cable binders Lettering field size: 29 x 8 mm	transparent			
Plastic cable markers for insert labels, with eyelets for fastening with cable binders Lettering field size: 40 x 17 mm	transparent			
Plastic cable markers for insert labels, with eyelets for fastening with cable binders Lettering field size: 60 x 15 mm	transparent			

Accessories

Insert strips for laser printers, DIN A4, perforated			
Lettering field size: 25 x 6 mm, 1 sheet = 252 labels	**ESL (25X6)**	**0801849**	10
Lettering field size: 29 x 8 mm, 1 sheet = 174 labels			
Lettering field size: 40 x 17 mm, 1 sheet = 56 labels			
Lettering field size: 60 x 15 mm, 1 sheet = 51 labels			
Insert labels for thermal transfer printers			
Lettering field size: 25 x 6 mm, 5000 labels per roll	**EMT (25X6)R**	**0817264**	1
Lettering field size: 29 x 8 mm, 5400 labels p. roll			
Lettering field size: 40 x 17 mm, 2300 labels p. roll			
Lettering field size: 60 x 15 mm, 2500 labels per roll			
UniSheet, 0.5 mm thick 84-section, lettering field size: 25 x 6 mm 48-section, lettering field size: 29 x 8 mm 16-section, lettering field size: 40 x 17 mm 9-section, lettering field size: 60 x 15 mm	**US-EMP (25X6)-1**	**0802754**	10

29 x 8 mm markers

40 x 17 mm markers

60 x 15 mm markers

Technical data

Polyethylene
-40 ... 80
free from silicone and halogen

Ordering data

Type	Order No.	Pcs. / Pkt.
KMK 2	1005266	100

Accessories

ESL 29X 8	0808257	10
EMT (29X8)R	0817277	1
US-EMP (29X8)	0829436	10

Technical data

Polyethylene
-40 ... 80
free from silicone and halogen

Ordering data

Type	Order No.	Pcs. / Pkt.
KMK 4	1005305	50

Accessories

ESL 40X17	0808095	10
EMT (40X17)R	0817293	1
US-EMP (40X17)	0829437	10

Technical data

Polyethylene
-40 ... 80
free from silicone and halogen

Ordering data

Type	Order No.	Pcs. / Pkt.
KMK 5	0830746	50

Accessories

ESL (60X15)	0801851	10
EMT (60X15)R	0801846	10
US-EMP (60X15)	0828781	10

Plastic cable marker for insert labels, for assembly with cable binders

Notes:

For corresponding cable binders, see page 574 onwards.

For insert labels measuring 29 x 8 mm

- Plastic cable markers for marking and bundling multiple conductors and cables indoors
- The printed insert label is protected from dirt by the sealing cap
- Labeling service: Phoenix Contact can custom-label all insert labels for plastic cable markers in accordance with your requirements

Technical data

General data	
Material	Polyethylene
Temperature range [°C]	-40 ... 80
Components	free from silicone and halogen

Ordering data

Description	Color	Type	Order No.	Pcs. / Pkt.
Plastic cable markers for insert labels, with cable binders with a pointed end, can be labeled with ESL..., EMT... or US-EMP... insert labels, diameter: 10 ... 25 mm, lettering field size: 29 x 8 mm	transparent	**KMK**	**1005208**	100
Plastic cable markers for insert labels, with cable binders with a pointed end, can be labeled with ESL..., EMT... or US-EMP... insert labels, diameter: 16 ... 35 mm, lettering field size: 40 x 17 mm	transparent			
Cable and conductor markers for insert labels, can be labeled with EST or ESL, diameter of 1 - 12 mm, lettering field size: 24 x 4 mm	white			
Cable and conductor markers for labels, lettering field size: 20 x 8 mm	white			

Accessories

Insert strips for laser printers, DIN A4, perforated Lettering field size: 29 x 8 mm, 1 sheet = 174 labels Lettering field size: 40 x 17 mm, 1 sheet = 56 labels Lettering field size: 24 x 4 mm, 1 sheet = 488 labels	**ESL 29X 8**	**0808257**	10
Insert labels for thermal transfer printers Lettering field size: 29 x 8 mm, 5400 labels p. roll Lettering field size: 40 x 17 mm, 2300 labels p. roll Lettering field size: 24 x 4 mm, 5000 labels p. roll	**EMT (29X8)R**	**0817277**	1
UniSheet, 0.5 mm thick 48-section, lettering field size: 29 x 8 mm 16-section, lettering field size: 40 x 17 mm	**US-EMP (29X8)**	**0829436**	10
Textile label, lettering field size: 20 x 8 mm 2500 labels p. roll 2500 labels p. roll			

For insert labels measuring 40 x 17 mm

For insert labels,
12 mm conductor diameter

For adhesive labels,
conductor diameter of up to 20 mm

Technical data

Polyethylene
-40 ... 80
free from silicone and halogen

Ordering data

Type	Order No.	Pcs. / Pkt.
KMK 3	1005211	50

Accessories

ESL 40X17	0808095	10
EMT (40X17)R	0817293	1
US-EMP (40X17)	0829437	10

Technical data

PA
-40 ... 100
free from silicone and halogen

Ordering data

Type	Order No.	Pcs. / Pkt.
LM	1004377	100

Accessories

ESL 24X 4	0808231	10
EMT (24X4)R	0816265	1

Technical data

PA
-40 ... 100
free from silicone and halogen

Ordering data

Type	Order No.	Pcs. / Pkt.
KME	0807083	50

Accessories

EMLC (20X8)R	0815680	1
EML (20X8)R	0816786	1

GKM ... conductor markers

Conductor diameter from 0 to 5.2 mm

- The GKM ... conductor markers support large-surface conductor labeling
- Flexible application, thanks to spring-loaded conductor attachment
- Particularly suitable for temporary labeling
- Quick and easy to use

Technical data

General data		
Material		PA/ABS
Temperature range	[°C]	-40 ... 80
Components		free from silicone and halogen

Ordering data

Description	Color	Type	Order No.	Pcs. / Pkt.
Conductor markers, lettering field size: 20 x 8 mm				
for conductor diameters of 0 - 2.5 mm	gray	**GKM 1 GY**	**1750498**	100
For conductor diameters of 4.8 - 11 mm	gray			

Accessories

Marker tags, 5-section, unprinted, labeling with X-PEN, M-PEN, plotter or BKMT 20 x 8 label				
Lettering field size: 20 x 8 mm	white	**SS-ZB WH**	**5031171**	50
Lettering field size: 20 x 8 mm	yellow	**SS-ZB YE**	**5031650**	50
UniCard, for labeling devices from the following manufacturers: ABB, Conta Clip, Escha, Festo, ifm-electronik, Harting, Moeller, Phoenix Contact, Siemens				
Lettering field size: 20 x 9 mm	white	**UC-EM (20X9)**	**0825503**	10
Lettering field size: 20 x 9 mm	yellow	**UC-EM (20X9) YE**	**0827637**	10
Lettering field size: 20 x 9 mm	white	**UCT-EM (20X9)**	**0801471**	10
Lettering field size: 20 x 9 mm	yellow	**UCT-EM (20X9) YE**	**0801472**	10

Conductor diameter from 4.8 to 11 mm

Technical data

PA/ABS
-40 ... 80
free from silicone and halogen

Ordering data

Type	Order No.	Pcs. / Pkt.
GKM 2 GY	1750485	100

Accessories

SS-ZB WH	5031171	50
SS-ZB YE	5031650	50
UC-EM (20X9)	0825503	10
UC-EM (20X9) YE	0827637	10
UCT-EM (20X9)	0801471	10
UCT-EM (20X9) YE	0801472	10

Type keys for SD-WMTBS ...

Example **0826514 SD-WMTBS (S) YE**

0826514	SD-WMTBS	(S)	YE
Order No.	**Product type**	**Printing**	**Color**
0826637	SD-WMTBS (NEUTRAL) CC	(NEUTRAL) = unprinted	CC = international color code
0826514	SD-WMTBS (S) YE	(S) = printed with numbers 0 - 9	YE = yellow
0826611: letter	SD-WMTBS (CH) YE	(CH) = letters A - Z	YE = yellow
0826624: symbol	SD-WMTBS (SY) YE	(SY) = symbols + - / . GND	YE = yellow
0826527	SD-WMTBS (NU) CC	(NU) = printed with numbers 0 - 9	CC = international color code

International color code

Print	Marker color	Font color
0	Black	White
1	Brown	White
2	Red	White
3	Orange	Black
4	Yellow	Black
5	Green	White
6	Blue	White
7	Violet	White
8	Gray	Black
9	White	Black

Cable marking for carrier assembly

- Cable markers for marking cables and conductors with larger cross sections
- The printed individual markers are pushed onto the corresponding holders
- Figure below shows: SD-WMTB (70x10) label holder in combination with WMS 6,4 (Ex10)R CUS shrink sleeve for marking cables and conductors

Notes:

The label holder is attached using cable binders; for corresponding cable binders up to 4.8 mm wide, see page 574 onwards.

[1]) For an ordering example, see page 220.

Conductor diameter > 16 mm

Technical data

General data		
Material		PVC
Inflammability class according to UL 94		V2
Temperature range	[°C]	-30 ... 60
Wipe resistance		DIN EN 61010-1 (VDE 0411-1)
Components		Free from silicone and cadmium

Ordering data

Description	Color	Type	Order No.	Pcs. / Pkt.
Cable marker[1])				
International color code, unprinted	International color code	**SD-WMTBS (NEUTRAL) CC**	**0826637**	100
printed: with numbers 0-9	yellow	**SD-WMTBS (S) YE**	**0826514**	100
printed: with upper case letters A-Z	yellow	**SD-WMTBS (CH) YE**	**0826611**	100
printed: with symbols + - / . GND	yellow	**SD-WMTBS (SY) YE**	**0826624**	100
International color code, printed: With numbers between 0-9	International color code	**SD-WMTBS (NU) CC**	**0826527**	100
Label holder, for cable binders up to 4.8 mm wide				
For max. 7 characters	black	**SD-WMTB (70X10)**	**0826530**	100
For max. 13 characters	black	**SD-WMTB (100X10)**	**0826543**	100

Stainless steel cable marking for carrier assembly

- Cable markers for marking cables and conductors with larger cross sections
- The individual stainless steel markers are pushed onto the corresponding holders
- They are secured using stainless steel cable binders
- Easy assembly with UNIFOX-CT M7,9

Notes:

For further stainless steel cable binders, see page 580.

[1]) For ordering example, see page 220.

Stainless steel marker with carrier

Technical data

General data	
Material	Stainless steel

Ordering data

Description	Color	Type	Order No.	Pcs. / Pkt.
Cable marker[1])				
unprinted	silver	**SD-WMTBS (NEUTRAL) VA**	**0826666**	50
printed: with numbers 0-9	silver	**SD-WMTBS (NU) VA**	**0826556**	50
printed: with upper case letters A-Z	silver	**SD-WMTBS (CH) VA**	**0826640**	50
printed: with symbols + - / . GND	silver	**SD-WMTBS (SY) VA**	**0826653**	50
Label holder				
For max. 6 characters	silver	**SD-WMTB (30X10) VA**	**0826569**	50
For max. 9 characters	silver	**SD-WMTB (47X10) VA**	**0826572**	50
For max. 13 characters	silver	**SD-WMTB (70X10) VA**	**0826585**	50
For max. 17 characters	silver	**SD-WMTB (92X10) VA**	**0826598**	50
For max. 20 characters	silver	**SD-WMTB (111X10) VA**	**0826608**	50

Accessories

Cable binder, made of stainless steel (AISI 304), width 4.6 mm, maximum bundle Ø [mm]/minimum tensile strength [N]				
30 / 890	silver	**WT-STEEL S 4,6X150**	**3240807**	100
50 / 890	silver	**WT-STEEL S 4,6X201**	**3240808**	100

Stainless steel cable marking for embossing or laser engraving

- Cable markers for marking cables and conductors with larger cross sections
- The individual stainless steel markers are pushed onto the corresponding holders
- They are secured using stainless steel cable binders
- Easy assembly with UNIFOX-CT M7,9

Notes:

For further stainless steel cable binders, see page 580.

PRINTED FOR YOU

Stainless steel plate

Technical data

General data	
Material	Stainless steel

Ordering data

Description	Color	Type	Order No.	Pcs. / Pkt.
Steel cable markers, rustproof, non-magnetic, label size: 89 x 19 mm, lettering field size: 65 x 19 mm				
	silver	**KMV**	**0806644**	100
Lased acc. to customer specifications	silver	**KMV CUS**	**0828493**	1
Steel cable markers, rustproof, non-magnetic, label size: 44 x 9.6 mm, lettering field size: 23 x 9 mm				
	silver	**KMV 44X9,6**	**0812007**	100
Lased acc. to customer specifications	silver	**KMV 44X9,6 CUS**	**0828494**	1

Accessories

Cable binder, made of stainless steel (AISI 304), width 4.6 mm, maximum bundle Ø [mm]/minimum tensile strength [N]				
30 / 890	silver	**WT-STEEL S 4,6X150**	**3240807**	100

Marking collars for insert labels

Closed marker carrier, for sliding on

- These conductor marking systems consist of marker carriers and insert labels
- The PATG ... collar is a captive marker carrier
- Can be used to mark conductors with a diameter of 0.6 ... 50 mm
- Marking is performed using the matching UC−WMT ..., US−WMT ..., and EMT ...insert labels

Technical data

General data		
Material		PVC
Inflammability class according to UL 94		V0
Temperature range	[°C]	-50 ... 80
Components		Silicone-free

Ordering data

Description	Color	Type	Order No.	Pcs. / Pkt.
Wire marker carrier, closed, **10 mm** wide				
Conductor diameter: 0.6-1.2 mm	transparent	**PATG 0/10**	**1013795**	1000
Conductor diameter: 1.5-2.5 mm	transparent	**PATG 1/10**	**1013805**	1000
Conductor cross section: 2.0-4.0 mm	transparent	**PATG 2/10**	**1013818**	1000
Conductor cross section: 4.0-7.0 mm	transparent	**PATG 3/10**	**1013821**	500
Wire marker carrier, closed, **12 mm** wide				
Conductor diameter: 0.6-1.2 mm	transparent	**PATG 0/12**	**0827076**	1000
Conductor diameter: 1.5-2.5 mm	transparent	**PATG 1/12**	**0827077**	1000
Conductor cross section: 2.0-4.0 mm	transparent	**PATG 2/12**	**0827078**	1000
Conductor cross section: 4.0-7.0 mm	transparent	**PATG 3/12**	**0827079**	500
Conductor cross section: 6.0-10.0 mm	transparent	**PATG 4/12**	**0827080**	500
Wire marker carrier, closed, **15 mm** wide				
Conductor diameter: 0.6-1.2 mm	transparent	**PATG 0/15**	**1013740**	1000
Conductor diameter: 1.5-2.5 mm	transparent	**PATG 1/15**	**1013025**	1000
Conductor cross section: 2.0-4.0 mm	transparent	**PATG 2/15**	**1013038**	1000
Conductor cross section: 4.0-7.0 mm	transparent	**PATG 3/15**	**1013041**	500
Conductor cross section: 6.0-10.0 mm	transparent	**PATG 4/15**	**1013054**	500
Conductor cross section: 10.0-14.0 mm	transparent	**PATG 5/15**	**1013067**	200
Conductor cross section: 14.0-22.0 mm	transparent	**PATG 6/15**	**1013070**	200
Conductor cross section: 22.0-30.0 mm	transparent	**PATG 7/15**	**1013083**	50
Conductor cross section: 30.0-35.0 mm	transparent	**PATG 8/15**	**1013096**	50
Conductor diameter: 35.0 - 45.0 mm	transparent	**PATG 9/15**	**1013106**	50
Wire marker carrier, closed, **18 mm** wide				
Conductor diameter: 0.6-1.2 mm	transparent	**PATG 0/18**	**0820507**	1000
Conductor diameter: 1.5-2.5 mm	transparent	**PATG 1/18**	**0820510**	1000
Conductor cross section: 2.0-4.0 mm	transparent	**PATG 2/18**	**0820523**	1000
Conductor cross section: 4.0-7.0 mm	transparent	**PATG 3/18**	**0820536**	500
Conductor cross section: 6.0-10.0 mm	transparent	**PATG 4/18**	**0820549**	500
Conductor cross section: 10.0-14.0 mm	transparent	**PATG 5/18**	**0828059**	200
Conductor cross section: 14.0-22.0 mm	transparent	**PATG 6/18**	**0828062**	200
Wire marker carrier, closed, **23 mm** wide				
Conductor diameter: 0.6-1.2 mm	transparent	**PATG 0/23**	**0828046**	1000
Conductor diameter: 1.5-2.5 mm	transparent	**PATG 1/23**	**1013847**	1000
Conductor cross section: 2.0-4.0 mm	transparent	**PATG 2/23**	**1013850**	500
Conductor cross section: 4.0-7.0 mm	transparent	**PATG 3/23**	**1013863**	500
Conductor cross section: 6.0-10.0 mm	transparent	**PATG 4/23**	**0808011**	200
Conductor cross section: 10.0-14.0 mm	transparent	**PATG 5/23**	**0808024**	200
Conductor cross section: 14.0-22.0 mm	transparent	**PATG 6/23**	**0808037**	100
Conductor cross section: 22.0-30.0 mm	transparent	**PATG 7/23**	**0808040**	50
Conductor cross section: 30.0-35.0 mm	transparent	**PATG 8/23**	**0808053**	50
Wire marker carrier, closed, **30 mm** wide				
Conductor diameter: 1.5-2.5 mm	transparent	**PATG 1/30**	**0822440**	500
Conductor cross section: 2.0-4.0 mm	transparent	**PATG 2/30**	**0822453**	500
Conductor cross section: 4.0-7.0 mm	transparent	**PATG 3/30**	**0822466**	200
Conductor cross section: 6.0-10.0 mm	transparent	**PATG 4/30**	**0822479**	200
Conductor cross section: 10.0-14.0 mm	transparent	**PATG 5/30**	**0822482**	200

Marking collars for insert labels

– Can be labeled using UC-WMT ..., US-WMT ... plastic labels or EMT ... insert strips

PATO ...

– These marking collars are used for subsequent labeling of systems that have already been wired

PAB-KTL ...

– Marking collars for identifying and bundling conductors

Open marker carrier, for clipping on

For assembly with cable binders

		Technical data	Technical data
General data			
Material		PVC	PVC
Inflammability class according to UL 94		V0	V0
Temperature range	[°C]	-50 ... 80	-50 ... 80
Components		Silicone-free	Silicone-free

		Ordering data			Ordering data		
Description	Color	Type	Order No.	Pcs. / Pkt.	Type	Order No.	Pcs. / Pkt.
Wire marker carrier, open, **10 mm** wide							
Conductor cross section: 2.0-3.5 mm	transparent	**PATO 1/10**	**1013876**	1000			
Conductor diameter: 2.8 - 4.4 mm	transparent	**PATO 2/10**	**1013889**	1000			
Wire marker carrier, open, **12 mm** wide							
Conductor cross section: 2.0-3.5 mm	transparent	**PATO 1/12**	**0827081**	1000			
Conductor diameter: 2.8 - 4.4 mm	transparent	**PATO 2/12**	**0827082**	1000			
Wire marker carrier, open, **15 mm** wide							
Conductor cross section: 2.0-3.5 mm	transparent	**PATO 1/15**	**1013119**	1000			
Conductor diameter: 2.8 - 4.4 mm	transparent	**PATO 2/15**	**1013122**	1000			
Conductor diameter: 6.7 - 8.0 mm	transparent	**PATO 3/15**	**1013135**	500			
Conductor diameter: 6.7 - 10.0 mm	transparent	**PATO 4/15**	**1013148**	500			
Wire marker carrier, open, **18 mm** wide							
Conductor cross section: 2.0-3.5 mm	transparent	**PATO 1/18**	**0823740**	500			
Conductor diameter: 2.8 - 4.4 mm	transparent	**PATO 2/18**	**0823753**	500			
Wire marker carrier, open, **23 mm** wide							
Conductor cross section: 2.0-3.5 mm	transparent	**PATO 1/23**	**1013892**	500			
Conductor diameter: 2.8 - 4.4 mm	transparent	**PATO 2/23**	**1013902**	500			
Wire marker carrier, open, **30 mm** wide							
Conductor cross section: 2.0-3.5 mm	transparent	**PATO 1/30**	**0822495**	500			
Conductor diameter: 2.8 - 4.4 mm	transparent	**PATO 2/30**	**0822505**	500			
Cable marker carrier, lettering field along the length of cable, labeling with UC-WMT and PABA...., lettering field: 30 x 4 mm, is secured with PKB cable binder							
	transparent				**PAB-KTL**	**1013261**	200
Lettering field size: 23 x 4 mm, labeling with UC-WMT and PABA.../23	transparent				**PAB-KTL 23**	**1013957**	200
Plastic cable marker for PKE insert label, can be labeled with PKE insert label, labeling field: 9 mm x 20 mm, with eyelets for fastening to PKB cable binder	transparent				**PKT 9X20**	**0803977**	240

Power Supply
Station 1
Power Supply
Station 2
Power Supply
Station 3
Power Supply
Station 4
QUINT POWER
Boost
DC OK
5-18 V
Input AC 100-240 V
L N

Device marking - MARKING system

Identifying electrical and electronic control cabinets does not just make service work easier. In some sectors, it is actually a mandatory requirement. Moreover, equipment identification improves the quality of the control cabinets and systems.

Phoenix Contact offers a variety of different markers for device marking. From adhesive labels to high-quality engraving labels, the wide marker range caters for every application.

A variety of printing systems is available for labeling or engraving.

Product range overview

Device marking 228

EM... AL aluminum device marking

Designed to be stuck on, screwed in or riveted or snapped into marker carriers 231

UniCard UC-EM... and UCT-EM... device marking

Designed to be stuck on, screwed in or riveted or snapped into marker carriers 234

Snap-in, for devices from Phoenix Contact and other manufacturers 246

UniSheet US-EM... device marking

Designed to be stuck on, screwed in or riveted or snapped into marker carriers, labels, and combi labels 258

EM... device marking, labels supplied in rolls

Labels for buttons, continuous and textile labels, labels for rough surfaces, for high-temperature and ESD applications, removable labels, labels with anti-tamper protection 270

Insert strips for devices from Phoenix Contact and other manufacturers 290

BMK... device marking, labels supplied as DIN A sheets 292

GPE... and EMLP... device marking, markers for printing or engraving 294

Marker carriers and profiles 296

Device marking overview

The right marking solution for every device

Phoenix Contact 302

Other manufacturers 304

Ordering example for labeling service - printed for you 359

Explicit marking of electrical and electronic control cabinet components is essential for safe and efficient work. As with comprehensive technical documentation, labeling all operating equipment increases the availability of the switchgear and simplifies maintenance.
Last but not least, equipment identification improves the quality of the control cabinets and systems.

Phoenix Contact offers a wide range of labels and tags. Depending on the type, they can be labeled using BLUEMARK, thermal transfer printers, the plotter, engraving devices, commercially available desktop laser printers or by hand.

For the BLUEMARK CLED and THERMOMARK CARD, there is a complete range of plastic labels available for control cabinets as well as for buttons and switchgear.
The labels of all the various printing systems feature a high level of wipe and scratch resistance.

The self-adhesive labels are made from a two-layer material and are highly durable, e.g., where buttons and switches are subject to frequent use. The best way to mark these labels is to use the engraving device of the CMS−P1−PLOTTER plotter.

Please contact us if you are unable to find a suitable size or color for your application from the options available in our product range.
It goes without saying that Phoenix Contact also offers a comprehensive engraving and labeling service for device marking applications. Test us out!

Device markers are available in various sizes, materials, and colors. The self-adhesive labels have been designed for use in a wide temperature range.

Drilled labels are available for marking devices and control cabinets. These can be securely attached to the device using screws or rivets.

The CARRIER labeling system is the perfect choice for labeling buttons. It consists of a carrier plus marking label and can be used in control cabinets as well as in the field.

High-temperature labels are ideal for marking PCBs. These labels can safely and permanently withstand temperatures of -40°C to 180°C; or a temperature of 300°C for up to 60 seconds.

Tamper-proof labels are used as rating plates or seals. When they are peeled off, part of the metallic layer comes away, leaving behind a pattern on both the label and the surface.



GPE label sheets consist of a two-layer material that is ideal for engraving. However, the pre-fabricated self-adhesive labels can also be labeled directly by hand or using a plotter.

In the case of small print volumes, labels can also be printed using commercially available desktop laser printers. Copy sheets are provided with margins to make it easier to remove individual labels.

The self-adhesive markers are available in various shapes and sizes. They can be used to mark components, devices, and buttons and are highly resistant to chemical and mechanical effects.

Self-adhesive marker carriers are used in conjunction with marking labels for the purpose of labeling devices and modules. The carriers can be stuck onto all standard surfaces.

Stick-on aluminum device marking

– The aluminum EMLP-AL… product range includes self-adhesive device markers with a high adhesive strength and is characterized by the following:
– The markers can be labeled quickly, easily, and cost-effectively with the BLUEMARK CLED
– Labeling service: Phoenix Contact can custom-label EMLP ... markers according to your requirements

– A wide range of different marker sizes is available for custom designs. Formats from 27 x 15 to 100 x 60 mm cover the entire range of device and system marking

– By using modern UV LED printing technology, a highly resistant and optimum printing quality can be achieved, which is resistant to solvents and suitable for use even under harsh industrial conditions

– In conjunction with magazines, optimum printing accuracy is guaranteed

Can be printed with:

UV

UV LED technology

General data
Can be printed with:
Material
Wipe resistance

Description	Color
Marking label, aluminum, self-adhesive, 0.8 mm thick	
Lettering field size: 27 x 15 mm	silver
Lettering field size: 27 x 18 mm	silver
Lettering field size: 49 x 15 mm	silver
Lettering field size: 60 x 15 mm	silver
Lettering field size: 60 x 30 mm	silver
Lettering field size: 85.6 x 54 mm	silver
Lettering field size: 100 x 60 mm	silver
Marking label, aluminum, self-adhesive, 0.8 mm thick, **labeled according to customer specifications**[1])	
Lettering field size: 27 x 15 mm	silver
Lettering field size: 27 x 18 mm	silver
Lettering field size: 49 x 15 mm	silver
Lettering field size: 60 x 15 mm	silver
Lettering field size: 60 x 30 mm	silver
Lettering field size: 85.6 x 54 mm	silver
Lettering field size: 100 x 60 mm	silver

Magazine, for BLUEMARK CLED
for accommodating EMP-AL (27X15), EMLP-AL (27X15)
for accommodating EMP-AL (27X18), EMLP-AL (27X18)
for accommodating EMP-AL (49X15), EMLP-AL (49X15), EMSP-AL (39X15)
for accommodating EMP-AL (60X15), EMLP-AL (60X15), EMSP-AL (50X15)
for accommodating EMP-AL (60X30), EMLP-AL (60X30), EMSP-AL (50X30)
for accommodating EMP-AL (85,6X54), EMLP-AL (85,6X54), EMSP-AL (75,6X54)
for accommodating EMLP-AL (100X60), EMSP-AL (90X60)

Notes:

[1]) For ordering example, see page 359.

N

Unlabeled

N

PRINTED FOR YOU

Labeled according to customer specifications

Technical data

BLUEMARK CLED
Aluminum
DIN EN 61010-1 (VDE 0411-1)

Ordering data

Type	Order No.	Pcs. / Pkt.
EMLP-AL (27X15)	0830508	90
EMLP-AL (27X18)	0830509	90
EMLP-AL (49X15)	0830511	45
EMLP-AL (60X15)	0830512	45
EMLP-AL (60X30)	0830513	45
EMLP-AL (85,6X54)	0830514	15
EMLP-AL (100X60)	0830515	15

Accessories

BLUEMARK MAG EM-M (27X15)	0802736	1
BLUEMARK MAG EM-M (27X18)	0802737	1
BLUEMARK MAG EM-M (49X15)	0802738	1
BLUEMARK MAG EM-M (60X15)	0802739	1
BLUEMARK MAG EM-M (60X30)	0802740	1
BLUEMARK MAG EM-M (85,6X54)	0802741	1
BLUEMARK MAG EM-M (100X60)	0802742	1

Technical data

-
Aluminum
DIN EN 61010-1 (VDE 0411-1)

Ordering data

Type	Order No.	Pcs. / Pkt.
EMLP-AL (27X15) CUS	0830516	1
EMLP-AL (27X18) CUS	0830517	1
EMLP-AL (49X15) CUS	0830519	1
EMLP-AL (60X15) CUS	0830520	1
EMLP-AL (60X30) CUS	0830521	1
EMLP-AL (85,6X54) CUS	0830522	1
EMLP-AL (100X60) CUS	0830523	1

Accessories

N

Aluminum device marking for screwing or riveting

Can be printed with:

UV

UV LED technology

PRINTED FOR YOU

Unlabeled or labeled according to customer specifications

- The aluminum EMSP-AL… product range includes markers that can be quickly and easily fitted with screws or rivets and is characterized by the following:
- High-quality appearance
- The markers can be labeled quickly, easily, and cost-effectively with the BLUEMARK CLED
- By using modern UV LED printing technology, a highly resistant and optimum printing quality can be achieved, which is resistant to solvents and suitable for use even under harsh industrial conditions
- Labeling service: Phoenix Contact can custom-label EMSP ... markers according to your requirements
- In conjunction with magazines, optimum printing accuracy is guaranteed

Notes:

For corresponding rivets for fixing the EMSP-AL ..., see page 370.

For drilling diagrams, visit www.phoenixcontact.net/products.

[1]) For ordering example, see page 359.

Technical data

General data	
Can be printed with:	BLUEMARK CLED
Material	Aluminum
Wipe resistance	DIN EN 61010-1 (VDE 0411-1)

Ordering data

Description	Color	Type	Order No.	Pcs. / Pkt.
Marking label, aluminum, 0.8 mm thick, with mounting holes 3.2 mm in diameter				
Lettering field size: 39 x 15 mm	aluminum	**EMSP-AL (39X15)**	**0830510**	45
Lettering field size: 50 x 15 mm	aluminum	**EMSP-AL (50X15)**	**0830773**	45
Lettering field size: 50 x 30 mm	aluminum	**EMSP-AL (50X30)**	**0830502**	45
Lettering field size: 75.6 x 54 mm	aluminum	**EMSP-AL (75,6X54)**	**0830503**	15
Lettering field size: 90 x 60 mm	aluminum	**EMSP-AL (90X60)**	**0830504**	15
Marking label, aluminum, 0.8 mm thick, with mounting holes 3.2 mm in diameter, **labeled according to customer specifications**[1])				
Lettering field size: 39 x 15 mm	aluminum	**EMSP-AL (39X15) CUS**	**0830518**	1
Lettering field size: 50 x 15 mm	aluminum	**EMSP-AL (50X15) CUS**	**0830775**	1
Lettering field size: 50 x 30 mm	aluminum	**EMSP-AL (50X30) CUS**	**0830505**	1
Lettering field size: 75.6 x 54 mm	aluminum	**EMSP-AL (75,6X54) CUS**	**0830506**	1
Lettering field size: 90 x 60 mm	aluminum	**EMSP-AL (90X60) CUS**	**0830507**	1

Accessories

Magazine, for BLUEMARK CLED			
for accommodating EMP-AL (27X15), EMLP-AL (27X15)	**BLUEMARK MAG EM-M (27X15)**	**0802736**	1
for accommodating EMP-AL (27X18), EMLP-AL (27X18)	**BLUEMARK MAG EM-M (27X18)**	**0802737**	1
for accommodating EMP-AL (49X15), EMLP-AL (49X15), EMSP-AL (39X15)	**BLUEMARK MAG EM-M (49X15)**	**0802738**	1
for accommodating EMP-AL (60X15), EMLP-AL (60X15), EMSP-AL (50X15)	**BLUEMARK MAG EM-M (60X15)**	**0802739**	1
for accommodating EMP-AL (60X30), EMLP-AL (60X30), EMSP-AL (50X30)	**BLUEMARK MAG EM-M (60X30)**	**0802740**	1
for accommodating EMP-AL (85,6X54), EMLP-AL (85,6X54), EMSP-AL (75,6X54)	**BLUEMARK MAG EM-M (85,6X54)**	**0802741**	1
for accommodating EMLP-AL (100X60), EMSP-AL (90X60)	**BLUEMARK MAG EM-M (100X60)**	**0802742**	1

Aluminum device marking for snapping into marker carriers

- The aluminum EMP-AL … product range includes markers that can be quickly and easily fitted into existing CARRIER-EMP … label frames and is characterized by the following:
- The markers can be labeled quickly, easily, and cost-effectively with the BLUEMARK CLED
- By using modern UV LED printing technology, a highly resistant and optimum printing quality can be achieved, which is resistant to solvents and suitable for use even under harsh industrial conditions
- In conjunction with magazines, optimum printing accuracy is guaranteed
- Labeling service: Phoenix Contact can custom-label all EMLP ... markers according to your requirements

Notes:

[1]) For ordering example, see page 359.

Can be printed with:

UV

UV LED technology

PRINTED FOR YOU

Unlabeled or labeled according to customer specifications

Technical data

General data	
Can be printed with:	BLUEMARK CLED
Material	Aluminum
Wipe resistance	DIN EN 61010-1 (VDE 0411-1)

Ordering data

Description	Color	Type	Order No.	Pcs. / Pkt.
Marking label, aluminum, 0.8 mm thick, can be snapped into marker carriers				
Lettering field size: 27 x 15 mm	aluminum	**EMP-AL (27X15)**	**0830776**	90
Lettering field size: 27 x 18 mm	aluminum	**EMP-AL (27X18)**	**0830777**	90
Lettering field size: 49 x 15 mm	aluminum	**EMP-AL (49X15)**	**0830778**	45
Lettering field size: 60 x 15 mm	aluminum	**EMP-AL (60X15)**	**0830779**	45
Lettering field size: 60 x 30 mm	aluminum	**EMP-AL (60X30)**	**0830796**	45
Lettering field size: 85.6 x 54 mm	aluminum	**EMP-AL (85,6X54)**	**0830797**	15
Marking label, aluminum, 0.8 mm thick, can be snapped into marker carriers, **labeled according to customer specifications**[1])				
Lettering field size: 27 x 15 mm	aluminum	**EMP-AL (27X15) CUS**	**0830798**	1
Lettering field size: 27 x 18 mm	aluminum	**EMP-AL (27X18) CUS**	**0830799**	1
Lettering field size: 49 x 15 mm	aluminum	**EMP-AL (49X15) CUS**	**0830800**	1
Lettering field size: 60 x 15 mm	aluminum	**EMP-AL (60X15) CUS**	**0830801**	1
Lettering field size: 60 x 30 mm	aluminum	**EMP-AL (60X30) CUS**	**0830802**	1
Lettering field size: 85.6 x 54 mm	aluminum	**EMP-AL (85,6X54) CUS**	**0830803**	1

Accessories

Magazine, for BLUEMARK CLED			
for accommodating EMP-AL (27X15), EMLP-AL (27X15)	**BLUEMARK MAG EM-M (27X15)**	**0802736**	1
for accommodating EMP-AL (27X18), EMLP-AL (27X18)	**BLUEMARK MAG EM-M (27X18)**	**0802737**	1
for accommodating EMP-AL (49X15), EMLP-AL (49X15), EMSP-AL (39X15)	**BLUEMARK MAG EM-M (49X15)**	**0802738**	1
for accommodating EMP-AL (60X15), EMLP-AL (60X15), EMSP-AL (50X15)	**BLUEMARK MAG EM-M (60X15)**	**0802739**	1
for accommodating EMP-AL (60X30), EMLP-AL (60X30), EMSP-AL (50X30)	**BLUEMARK MAG EM-M (60X30)**	**0802740**	1
for accommodating EMP-AL (85,6X54), EMLP-AL (85,6X54), EMSP-AL (75,6X54)	**BLUEMARK MAG EM-M (85,6X54)**	**0802741**	1
for accommodating EMLP-AL (100X60), EMSP-AL (90X60)	**BLUEMARK MAG EM-M (100X60)**	**0802742**	1

UniCard stick-on device marking

- The UC-EMLP ... UniCard labeling range includes self-adhesive device markers with good adhesive properties
- The markers, which are supplied in uniform sheets, can be printed onto quickly and easily using the BLUEMARK CLED
- The format automatically ensures printing with a high level of positional accuracy
- The large temperature range for application means that the labels can be used in control cabinets as well as in the field
- The sheets provide space for including function texts

Can be printed with:

UV LED technology

Plotter

Unlabeled

Technical data

General data		
Can be printed with:		BLUEMARK CLED • BLUEMARK LED • CMS-P1-PLOTTER
Material		PA
Inflammability class according to UL 94		V2
Temperature range	[°C]	-40 ... 120
Wipe resistance		DIN EN 61010-1 (VDE 0411-1)
Components		free from silicone and halogen

Ordering data

Description	Color	Type	Order No.	Pcs. / Pkt.
UniCard, with self-adhesive plastic labels				
10-section, lettering field size: 11 x 9 mm	white	**UC-EMLP (11X9)**	**0819291**	10
	yellow	**UC-EMLP (11X9) YE**	**0822602**	10
	silver	**UC-EMLP (11X9) SR**	**0828094**	10
10-section, lettering field size: 15 x 5 mm	white	**UC-EMLP (15X5)**	**0819301**	10
	yellow	**UC-EMLP (15X5) YE**	**0822615**	10
	silver	**UC-EMLP (15X5) SR**	**0828095**	10
10-section, lettering field size: 17 x 9 mm	white	**UC-EMLP (17X9)**	**0819314**	10
	yellow	**UC-EMLP (17X9) YE**	**0822628**	10
	silver	**UC-EMLP (17X9) SR**	**0828096**	10
10-section, lettering field size: 17 x 15 mm	white	**UC-EMLP (17X15)**	**0827885**	10
	yellow	**UC-EMLP (17X15) YE**	**0827886**	10
	silver	**UC-EMLP (17X15) SR**	**0827887**	10
10-section, lettering field size: 20 x 8 mm	white	**UC-EMLP (20X8)**	**0819327**	10
	yellow	**UC-EMLP (20X8) YE**	**0822631**	10
	silver	**UC-EMLP (20X8) SR**	**0828097**	10
6-section, lettering field size: 22 x 22 mm	white	**UC-EMLP (22X22)**	**0825463**	10
	yellow	**UC-EMLP (22X22) YE**	**0825464**	10
	silver	**UC-EMLP (22X22) SR**	**0825465**	10
8-section, lettering field size: 27 x 12.5 mm	white	**UC-EMLP (27X12,5)**	**0825469**	10
	yellow	**UC-EMLP (27X12,5) YE**	**0825470**	10
	silver	**UC-EMLP (27X12,5) SR**	**0825471**	10
8-section, lettering field size: 27 x 18 mm	white	**UC-EMLP (27X18)**	**0825475**	10
	yellow	**UC-EMLP (27X18) YE**	**0825476**	10
	silver	**UC-EMLP (27X18) SR**	**0825477**	10
6-section, lettering field size: 27 x 27 mm	white	**UC-EMLP (27X27)**	**0825481**	10
	yellow	**UC-EMLP (27X27) YE**	**0825482**	10
	silver	**UC-EMLP (27X27) SR**	**0825483**	10
4-section, lettering field size: 49 x 15 mm	white	**UC-EMLP (49X15)**	**0827903**	10
	yellow	**UC-EMLP (49X15) YE**	**0827904**	10
	silver	**UC-EMLP (49X15) SR**	**0827905**	10
4-section, lettering field size: 60 x 15 mm	white	**UC-EMLP (60X15)**	**0819330**	10
	yellow	**UC-EMLP (60X15) YE**	**0822644**	10
	silver	**UC-EMLP (60X15) SR**	**0828088**	10
3-section, lettering field size: 60 x 30 mm	white	**UC-EMLP (60X30)**	**0819343**	10
	yellow	**UC-EMLP (60X30) YE**	**0822657**	10
	silver	**UC-EMLP (60X30) SR**	**0828091**	10

Accessories

Magazine, for CMS-P1-PLOTTER	**P1 UC-MAG 6**	**5146121**	1

UniCard stick-on device marking

– All UC-EMLP ... self-adhesive device markers can also be supplied labeled according to customer requirements

Notes:

[1]) For ordering example, see page 359.

Labeled according to customer specifications

Technical data

General data		
Material		PA
Inflammability class according to UL 94		V2
Temperature range	[°C]	-40 ... 120
Wipe resistance		DIN EN 61010-1 (VDE 0411-1)
Components		free from silicone and halogen

Ordering data

Description	Color	Type	Order No.	Pcs. / Pkt.
UniCard, with self-adhesive plastic labels, **labeled according to customer specifications**[1])				
10-section, lettering field size: 11 x 9 mm	white	**UC-EMLP (11X9) CUS**	**0824547**	1
	yellow	**UC-EMLP (11X9) YE CUS**	**0824548**	1
	silver	**UC-EMLP (11X9) SR CUS**	**0828098**	1
10-section, lettering field size: 15 x 5 mm	white	**UC-EMLP (15X5) CUS**	**0824550**	1
	yellow	**UC-EMLP (15X5) YE CUS**	**0824551**	1
	silver	**UC-EMLP (15X5) SR CUS**	**0828099**	1
10-section, lettering field size: 17 x 9 mm	white	**UC-EMLP (17X9) CUS**	**0824553**	1
	yellow	**UC-EMLP (17X9) YE CUS**	**0824554**	1
	silver	**UC-EMLP (17X9) SR CUS**	**0828100**	1
10-section, lettering field size: 17 x 15 mm	white	**UC-EMLP (17X15) CUS**	**0827941**	1
	silver	**UC-EMLP (17X15) SR CUS**	**0827942**	1
	yellow	**UC-EMLP (17X15) YE CUS**	**0827943**	1
10-section, lettering field size: 20 x 8 mm	white	**UC-EMLP (20X8) CUS**	**0824556**	1
	yellow	**UC-EMLP (20X8) YE CUS**	**0824557**	1
	silver	**UC-EMLP (20X8) SR CUS**	**0828101**	1
6-section, lettering field size: 22 x 22 mm	white	**UC-EMLP (22X22) CUS**	**0826985**	1
	yellow	**UC-EMLP (22X22) YE CUS**	**0826986**	1
	silver	**UC-EMLP (22X22) SR CUS**	**0826987**	1
8-section, lettering field size: 27 x 12.5 mm	white	**UC-EMLP (27X12,5) CUS**	**0826967**	1
	yellow	**UC-EMLP (27X12,5) YE CUS**	**0826968**	1
	silver	**UC-EMLP (27X12,5) SR CUS**	**0826969**	1
8-section, lettering field size: 27 x 18 mm	white	**UC-EMLP (27X18) CUS**	**0826970**	1
	yellow	**UC-EMLP (27X18) YE CUS**	**0826971**	1
	silver	**UC-EMLP (27X18) SR CUS**	**0826972**	1
6-section, lettering field size: 27 x 27 mm	white	**UC-EMLP (27X27) CUS**	**0826973**	1
	yellow	**UC-EMLP (27X27) YE CUS**	**0826974**	1
	silver	**UC-EMLP (27X27) SR CUS**	**0826975**	1
4-section, lettering field size: 49 x 15 mm	white	**UC-EMLP (49X15) CUS**	**0827947**	1
	silver	**UC-EMLP (49X15) SR CUS**	**0827948**	1
	yellow	**UC-EMLP (49X15) YE CUS**	**0827949**	1
4-section, lettering field size: 60 x 15 mm	white	**UC-EMLP (60X15) CUS**	**0824559**	1
	yellow	**UC-EMLP (60X15) YE CUS**	**0824560**	1
	silver	**UC-EMLP (60X15) SR CUS**	**0828090**	1
3-section, lettering field size: 60 x 30 mm	white	**UC-EMLP (60X30) CUS**	**0824562**	1
	yellow	**UC-EMLP (60X30) YE CUS**	**0824563**	1
	silver	**UC-EMLP (60X30) SR CUS**	**0828093**	1

UniCard device marking for screwing or riveting

- The UC-EMSP ... UniCard labeling range includes markers that can be attached using screws or rivets
- The markers, which are supplied in uniform sheets, can be printed onto quickly and easily using the BLUEMARK CLED
- The format automatically ensures printing with a high level of positional accuracy
- The large temperature range for application means that the labels can be used in control cabinets as well as in the field
- The sheets provide space for including function texts
- Labeling service: Phoenix Contact can custom-label all UniCard markers in accordance with your requirements

Notes:
For corresponding rivets for fixing the UC–EMSP ..., see page 370.
For drilling diagrams, visit www.phoenixcontact.net/products.
[1]) For ordering example, see page 359.

Can be printed with:

UV LED technology

Plotter

PRINTED FOR YOU

Unlabeled or labeled according to customer specifications

Technical data

General data		
Can be printed with:		BLUEMARK CLED • BLUEMARK LED • CMS-P1-PLOTTER
Material		PA
Inflammability class according to UL 94		V2
Temperature range	[°C]	-40 ... 120
Wipe resistance		DIN EN 61010-1 (VDE 0411-1)
Components		free from silicone and halogen

Ordering data

Description	Color	Type	Order No.	Pcs. / Pkt.
UniCard, plastic labels with mounting holes 3.2 mm in diameter				
4-section, lettering field size: 50 x 15 mm	white	**UC-EMSP (50X15)**	**0828706**	10
	yellow	**UC-EMSP (50X15) YE**	**0828707**	10
	silver	**UC-EMSP (50X15) SR**	**0828708**	10
3-section, lettering field size: 50 x 30 mm	white	**UC-EMSP (50X30)**	**0828709**	10
	yellow	**UC-EMSP (50X30) YE**	**0828710**	10
	silver	**UC-EMSP (50X30) SR**	**0828711**	10
UniCard, plastic labels with mounting holes 3.2 mm in diameter, **labeled acc. to customer specifications**[1])				
4-section, lettering field size: 50 x 15 mm	white	**UC-EMSP (50X15) CUS**	**0829103**	1
	yellow	**UC-EMSP (50X15) YE CUS**	**0829104**	1
	silver	**UC-EMSP (50X15) SR CUS**	**0829105**	1
3-section, lettering field size: 50 x 30 mm	white	**UC-EMSP (50X30) CUS**	**0829106**	1
	yellow	**UC-EMSP (50X30) YE CUS**	**0829107**	1
	silver	**UC-EMSP (50X30) SR CUS**	**0829108**	1

Accessories

Magazine, for CMS-P1-PLOTTER			
		P1 UC-MAG 6	**5146121**	1

UniCard device marking that can be snapped into marker carriers

- The UC-EMP ... UniCard labeling range includes markers that can be fitted into existing CARRIER-EMP ... label frames
- The markers, which are supplied in uniform sheets, can be printed onto quickly and easily using the BLUEMARK CLED
- The format automatically ensures printing with a high level of positional accuracy
- The large temperature range for application means that the labels can be used in control cabinets as well as in the field
- The sheets provide space for including function texts
- Labeling service: Phoenix Contact can custom-label all UniCard markers in accordance with your requirements

Notes:

For matching label frames, see page 296.

[1]) For ordering example, see page 359.

Can be printed with:

UV LED technology

Plotter

Unlabeled or labeled according to customer specifications

Technical data

General data		
Can be printed with:		BLUEMARK CLED • BLUEMARK LED • CMS-P1-PLOTTER
Material		PA
Inflammability class according to UL 94		V2
Temperature range	[°C]	-40 ... 120
Wipe resistance		DIN EN 61010-1 (VDE 0411-1)
Components		free from silicone and halogen

Ordering data

Description	Color	Type	Order No.	Pcs. / Pkt.
UniCard, 1.2 mm thick				
8-section, lettering field size: 17 x 15 mm	white	**UC-EMP (17X15)**	**0825421**	10
	yellow	**UC-EMP (17X15) YE**	**0825422**	10
	silver	**UC-EMP (17X15) SR**	**0825423**	10
8-section, lettering field size: 27 x 15 mm	white	**UC-EMP (27X15)**	**0825439**	10
	yellow	**UC-EMP (27X15) YE**	**0825440**	10
	silver	**UC-EMP (27X15) SR**	**0825441**	10
4-section, lettering field size: 49 x 15 mm	white	**UC-EMP (49X15)**	**0825457**	10
	yellow	**UC-EMP (49X15) YE**	**0825458**	10
	silver	**UC-EMP (49X15) SR**	**0825459**	10
4-section, lettering field size: 60 x 15 mm	white	**UC-EMP (60X15)**	**0822259**	10
	yellow	**UC-EMP (60X15) YE**	**0825330**	10
	silver	**UC-EMP (60X15) SR**	**0827647**	10
3-section, lettering field size: 60 x 30 mm	white	**UC-EMP (60X30)**	**0822275**	10
	yellow	**UC-EMP (60X30) YE**	**0825331**	10
	silver	**UC-EMP (60X30) SR**	**0827648**	10
UniCard, 1.2 mm thick, **labeled acc. to customer specifications**[1])				
8-section, lettering field size: 17 x 15 mm	white	**UC-EMP (17X15) CUS**	**0827626**	1
	yellow	**UC-EMP (17X15) YE CUS**	**0827638**	1
	silver	**UC-EMP (17X15) SR CUS**	**0827649**	1
8-section, lettering field size: 27 x 15 mm	white	**UC-EMP (27X15) CUS**	**0827633**	1
	yellow	**UC-EMP (27X15) YE CUS**	**0827642**	1
	silver	**UC-EMP (27X15) SR CUS**	**0827653**	1
4-section, lettering field size: 49 x 15 mm	white	**UC-EMP (49X15) CUS**	**0827636**	1
	yellow	**UC-EMP (49X15) YE CUS**	**0827645**	1
	silver	**UC-EMP (49X15) SR CUS**	**0827656**	1
4-section, lettering field size: 60 x 15 mm	white	**UC-EMP (60X15) CUS**	**0824569**	1
	yellow	**UC-EMP (60X15) YE CUS**	**0826685**	1
	silver	**UC-EMP (60X15) SR CUS**	**0827657**	1
3-section, lettering field size: 60 x 30 mm	white	**UC-EMP (60X30) CUS**	**0824571**	1
	yellow	**UC-EMP (60X30) YE CUS**	**0826687**	1
	silver	**UC-EMP (60X30) SR CUS**	**0827658**	1

Accessories

Magazine, for CMS-P1-PLOTTER			
		P1 UC-MAG 6	**5146121**	1

UniCard device marking that can be snapped into marker carriers

- The UC-EMP ... UniCard labeling range includes markers for all applications
- The markers, which are supplied in uniform sheets, can be printed onto quickly and easily using the BLUEMARK CLED
- The format automatically ensures printing with a high level of positional accuracy
- The UC-EMP ... device markers are ideal for fitting into existing CARRIER-EMP ... label frames
- The large temperature range for application means that the labels can be used in control cabinets as well as in the field
- The sheets provide space for including function texts

Notes:

For matching label frames, see page 296.

Can be printed with:

UV LED technology

Plotter

Unlabeled

Technical data

General data		
Can be printed with:		BLUEMARK CLED • BLUEMARK LED • CMS-P1-PLOTTER
Material		PA
Inflammability class according to UL 94		V2
Temperature range	[°C]	-40 ... 120
Wipe resistance		DIN EN 61010-1 (VDE 0411-1)
Components		free from silicone and halogen

Ordering data

Description	Color	Type	Order No.	Pcs. / Pkt.
UniCard, 1.2 mm thick				
10-section, lettering field size: 27 x 8 mm	white	**UC-EMP (27X8)**	**0825427**	10
	yellow	**UC-EMP (27X8) YE**	**0825428**	10
	silver	**UC-EMP (27X8) SR**	**0825429**	10
8-section, lettering field size: 27 x 12.5 mm	white	**UC-EMP (27X12,5)**	**0825433**	10
	yellow	**UC-EMP (27X12,5) YE**	**0825434**	10
	silver	**UC-EMP (27X12,5) SR**	**0825435**	10
8-section, lettering field size: 27 x 15 mm	white	**UC-EMP (27X15)**	**0825439**	10
	yellow	**UC-EMP (27X15) YE**	**0825440**	10
	silver	**UC-EMP (27X15) SR**	**0825441**	10
8-section, lettering field size: 27 x 18 mm	white	**UC-EMP (27X18)**	**0825445**	10
	yellow	**UC-EMP (27X18) YE**	**0825446**	10
	silver	**UC-EMP (27X18) SR**	**0825447**	10
6-section, lettering field size: 27 x 27 mm	white	**UC-EMP (27X27)**	**0825451**	10
	yellow	**UC-EMP (27X27) YE**	**0825452**	10
	silver	**UC-EMP (27X27) SR**	**0825453**	10

Accessories

Magazine, for CMS-P1-PLOTTER			
		P1 UC-MAG 6	**5146121**	1

UniCard device marking that can be snapped into marker carriers

– All UC-EMP ... device markers can also be supplied labeled according to customer requirements

Notes:

[1]) For ordering example, see page 359.

PRINTED FOR YOU

Labeled according to customer specifications

Technical data

General data		
Material		PA
Inflammability class according to UL 94		V2
Temperature range	[°C]	-40 ... 120
Wipe resistance		DIN EN 61010-1 (VDE 0411-1)
Components		free from silicone and halogen

Ordering data

Description	Color	Type	Order No.	Pcs. / Pkt.
UniCard, 1.2 mm thick, **labeled acc. to customer specifications**[1])				
10-section, lettering field size: 27 x 8 mm	white	**UC-EMP (27X8) CUS**	**0827631**	1
	yellow	**UC-EMP (27X8) YE CUS**	**0827640**	1
	silver	**UC-EMP (27X8) SR CUS**	**0827651**	1
8-section, lettering field size: 27 x 12.5 mm	white	**UC-EMP (27X12,5) CUS**	**0827632**	1
	yellow	**UC-EMP (27X12,5) YE CUS**	**0827641**	1
	silver	**UC-EMP (27X12,5) SR CUS**	**0827652**	1
8-section, lettering field size: 27 x 15 mm	white	**UC-EMP (27X15) CUS**	**0827633**	1
	yellow	**UC-EMP (27X15) YE CUS**	**0827642**	1
	silver	**UC-EMP (27X15) SR CUS**	**0827653**	1
8-section, lettering field size: 27 x 18 mm	white	**UC-EMP (27X18) CUS**	**0827634**	1
	yellow	**UC-EMP (27X18) YE CUS**	**0827643**	1
	silver	**UC-EMP (27X18) SR CUS**	**0827654**	1
6-section, lettering field size: 27 x 27 mm	white	**UC-EMP (27X27) CUS**	**0827635**	1
	yellow	**UC-EMP (27X27) YE CUS**	**0827644**	1
	silver	**UC-EMP (27X27) SR CUS**	**0827655**	1

UniCard snap-in device marking

- The UC-EM ... UniCard labeling range includes markers for devices and swtichgear from a wide variety of manufacturers
- An overview of the devices that support labeling plus their manufacturers can be found starting on page 304
- The markers, which are supplied in uniform sheets, can be printed onto quickly and easily using the BLUEMARK CLED
- The format automatically ensures printing with a high level of positional accuracy
- The large temperature range for application means that the labels can be used in control cabinets as well as in the field
- The sheets provide space for including function texts
- Labeling service: Phoenix Contact can custom-label all UniCard markers in accordance with your requirements

Notes:

[1]) For ordering example, see page 359.

Can be printed with:

UV LED technology

Plotter

Technical data

General data		
Can be printed with:		BLUEMARK CLED • BLUEMARK LED • CMS-P1-PLOTTER
Number of individual labels		20
Material		PA
Inflammability class according to UL 94		V2
Temperature range	[°C]	-40 ... 120
Wipe resistance		DIN EN 61010-1 (VDE 0411-1)
Components		free from silicone and halogen

Ordering data

Description	Color	Type	Order No.	Pcs. / Pkt.
UniCard, for labeling devices from the following manufacturers: Siemens				
Lettering field size: 10 x 7 mm	white	**UC-EM (10X7)**	**0825487**	10
Lettering field size: 10 x 7 mm	turquoise	**UC-EM (10X7) TQ**	**0825488**	10
UniCard, for labeling devices from the following manufacturers: Bosch Rexroth, ifm-electronic, Lumberg, Pepperl & Fuchs, Siemens				
Lettering field size: 10 x 8 mm	white			
Lettering field size: 10 x 8 mm	turquoise			
UniCard, for labeling devices from the following manufacturers: ABB, Lumberg				
Lettering field size: 17.5 x 7.5 mm	white			
UniCard, for labeling devices from the following manufacturers: ABB, ifm-electronic, Moeller, Murr Elektronik				
Lettering field size: 17.5 x 8 mm	white			
UniCard, for labeling devices from the following manufacturers: see previous products, **labeled according to customer specifications**[1])				
Lettering field size: 10 x 7 mm	white	**UC-EM (10X7) CUS**	**0827623**	1
	turquoise	**UC-EM (10X7) TQ CUS**	**0827659**	1
UniCard, for labeling devices from the following manufacturers: see previous products, **labeled according to customer specifications**[1])				
Lettering field size: 10 x 8 mm	white			
	turquoise			
UniCard, for labeling devices from the following manufacturers: see previous products, **labeled according to customer specifications**[1])				
Lettering field size: 17.5 x 7.5 mm	white			
UniCard, for labeling devices from the following manufacturers: see previous products, **labeled according to customer specifications**[1])				
Lettering field size: 17.5 x 8 mm	white			

Accessories

Magazine, for CMS-P1-PLOTTER			
		P1 UC-MAG 6	**5146121**	1



Technical data

BLUEMARK CLED • BLUEMARK LED • CMS-P1-PLOTTER
20
PA
V2
-40 ... 120
DIN EN 61010-1 (VDE 0411-1)
free from silicone and halogen

Ordering data

Type	Order No.	Pcs. / Pkt.
UC-EM (10X8)	**0825491**	10
UC-EM (10X8) TQ	**0825492**	10
UC-EM (10X8) CUS	**0827624**	1
UC-EM (10X8) TQ CUS	**0827660**	1

Accessories

P1 UC-MAG 6	**5146121**	1

Technical data

BLUEMARK CLED • BLUEMARK LED • CMS-P1-PLOTTER
20
PA
V2
-40 ... 120
DIN EN 61010-1 (VDE 0411-1)
free from silicone and halogen

Ordering data

Type	Order No.	Pcs. / Pkt.
UC-EM (17,5X7,5)	**0825495**	10
UC-EM (17,5X7,5) CUS	**0827625**	1

Accessories

P1 UC-MAG 6	**5146121**	1

Technical data

BLUEMARK CLED • BLUEMARK LED • CMS-P1-PLOTTER
20
PA
V2
-40 ... 120
DIN EN 61010-1 (VDE 0411-1)
free from silicone and halogen

Ordering data

Type	Order No.	Pcs. / Pkt.
UC-EM (17,5X8)	**0823766**	10
UC-EM (17,5X8) CUS	**0824567**	1

Accessories

P1 UC-MAG 6	**5146121**	1

UniCard snap-in device marking

- The UC-EM ... UniCard labeling range includes markers for devices and switchgear from a wide variety of manufacturers
- An overview of the devices that support labeling plus their manufacturers can be found starting on page 304
- The markers, which are supplied in uniform sheets, can be printed onto quickly and easily using the BLUEMARK CLED
- The format automatically ensures printing with a high level of positional accuracy
- The large temperature range for application means that the labels can be used in control cabinets as well as in the field
- The sheets provide space for including function texts
- Labeling service: Phoenix Contact can custom-label all UniCard markers in accordance with your requirements

Notes:

[1]) For ordering example, see page 359.

Can be printed with:

UV LED technology

Plotter

Technical data

General data		
Can be printed with:		BLUEMARK CLED • BLUEMARK LED • CMS-P1-PLOTTER
Number of individual labels		20
Material		PA
Inflammability class according to UL 94		V2
Temperature range	[°C]	-40 ... 120
Wipe resistance		DIN EN 61010-1 (VDE 0411-1)
Components		free from silicone and halogen

Ordering data

Description	Color	Type	Order No.	Pcs. / Pkt.
UniCard, for labeling devices from the following manufacturers: Murr Elektronik, Phoenix Contact, Weidmüller				
Lettering field size: 17.5 x 9 mm	white	**UC-EM (17,5X9)**	**0827490**	10
	yellow	**UC-EM (17,5X9) YE**	**0827494**	10
UniCard, for labeling devices from the following manufacturers: Schneider Electric, ifm-electronic				
Lettering field size: 18 x 8 mm	white			
UniCard, for labeling devices from the following manufacturers: Lumberg, Weidmüller				
Lettering field size: 19 x 9 mm	white			
	yellow			
UniCard, for labeling devices from the following manufacturers: Harting, ifm-electronic, Phoenix Contact, Siemens				
Lettering field size: 20 x 7 mm	white			
	turquoise			
UniCard, for labeling devices from the following manufacturers: see previous products, **labeled according to customer specifications**[1])				
Lettering field size: 17.5 x 9 mm	white	**UC-EM (17,5X9) CUS**	**0828238**	1
	yellow	**UC-EM (17,5X9) YE CUS**	**0828239**	1
UniCard, for labeling devices from the following manufacturers: see previous products, **labeled according to customer specifications**[1])				
Lettering field size: 18 x 8 mm	white			1
UniCard, for labeling devices from the following manufacturers: see previous products, **labeled according to customer specifications**[1])				
Lettering field size: 19 x 9 mm	white			
	yellow			
UniCard, for labeling devices from the following manufacturers: see previous products, **labeled according to customer specifications**[1])				
Lettering field size: 20 x 7 mm	white			
	turquoise			

Accessories

Magazine, for CMS-P1-PLOTTER			
		P1 UC-MAG 6	**5146121**	1



Technical data

BLUEMARK CLED • BLUEMARK LED • CMS-P1-PLOTTER
20
PA
V2
-40 ... 120
DIN EN 61010-1 (VDE 0411-1)
free from silicone and halogen

Ordering data

Type	Order No.	Pcs. / Pkt.
UC-EM (18X8)	0825497	10
UC-EM (18X8) CUS	0827627	

Accessories

P1 UC-MAG 6	5146121	1

Technical data

BLUEMARK CLED • BLUEMARK LED • CMS-P1-PLOTTER
20
PA
V2
-40 ... 120
DIN EN 61010-1 (VDE 0411-1)
free from silicone and halogen

Ordering data

Type	Order No.	Pcs. / Pkt.
UC-EM (19X9)	0827492	10
UC-EM (19X9) YE	0827496	10
UC-EM (19X9) CUS	0828240	1
UC-EM (19X9) YE CUS	0828241	1

Accessories

P1 UC-MAG 6	5146121	1

Technical data

BLUEMARK CLED • BLUEMARK LED • CMS-P1-PLOTTER
20
PA
V2
-40 ... 120
DIN EN 61010-1 (VDE 0411-1)
free from silicone and halogen

Ordering data

Type	Order No.	Pcs. / Pkt.
UC-EM (20X7)	0825499	10
UC-EM (20X7) TQ	0825500	10
UC-EM (20X7) CUS	0827628	1
UC-EM (20X7) TQ CUS	0827661	1

Accessories

P1 UC-MAG 6	5146121	1

UniCard snap-in device marking

- The UC-EM ... UniCard labeling range includes markers for devices and switchgear from a wide variety of manufacturers
- An overview of the devices that support labeling plus their manufacturers can be found starting on page 304
- The markers, which are supplied in uniform sheets, can be printed onto quickly and easily using the BLUEMARK CLED
- The format automatically ensures printing with a high level of positional accuracy
- The large temperature range for application means that the labels can be used in control cabinets as well as in the field
- The sheets provide space for including function texts
- Labeling service: Phoenix Contact can custom-label all UniCard markers in accordance with your requirements

Notes:

[1]) For ordering example, see page 359.

Can be printed with:

UV LED technology

Plotter

Technical data

General data		
Can be printed with:		BLUEMARK CLED • BLUEMARK LED • CMS-P1-PLOTTER
Number of individual labels		20
Material		PA
Inflammability class according to UL 94		V2
Temperature range	[°C]	-40 ... 120
Wipe resistance		DIN EN 61010-1 (VDE 0411-1)
Components		free from silicone and halogen

Ordering data

Description	Color	Type	Order No.	Pcs. / Pkt.
UniCard, for labeling devices from the following manufacturers: ABB, Conta Clip, Escha, Festo, ifm-electronik, Harting, Moeller, Phoenix Contact, Siemens				
Lettering field size: 20 x 9 mm	white	**UC-EM (20X9)**	**0825503**	10
Lettering field size: 20 x 9 mm	yellow	**UC-EM (20X9) YE**	**0827637**	10
Lettering field size: 20 x 9 mm	turquoise	**UC-EM (20X9) TQ**	**0825504**	10
UniCard, for labeling devices from the following manufacturers: Schneider Electric, ifm-electronic, Murr Elektronik				
Lettering field size: 21 x 8 mm	white			
UniCard, for labeling devices from the following manufacturers: see previous products, **labeled according to customer specifications**[1])				
Lettering field size: 20 x 9 mm	white	**UC-EM (20X9) CUS**	**0827629**	1
Lettering field size: 20 x 9 mm	yellow	**UC-EM (20X9) YE CUS**	**0827639**	1
Lettering field size: 20 x 9 mm	turquoise	**UC-EM (20X9) TQ CUS**	**0827662**	1
UniCard, for labeling devices from the following manufacturers: see previous products, **labeled according to customer specifications**[1])				
Lettering field size: 21 x 8 mm	white			

Accessories

Magazine, for CMS-P1-PLOTTER			
		P1 UC-MAG 5	**5146118**	1

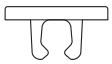

Technical data

BLUEMARK CLED • BLUEMARK LED • CMS-P1-PLOTTER
20
PA
V2
-40 ... 120
DIN EN 61010-1 (VDE 0411-1)
free from silicone and halogen

Ordering data

Type	Order No.	Pcs. / Pkt.
UC-EM (21X8)	0825507	10
UC-EM (21X8) CUS	0827630	1

Accessories

P1 UC-MAG 5	5146118	1

N

UniCard snap-in device marking for Axioline E series

Can be printed with:

Thermal transfer for sheets and cards

UV LED technology

- The markers, which are supplied in uniform sheets, can be labeled quickly and easily using the BLUEMARK CLED and THERMOMARK CARD products
- The format automatically ensures printing with a high level of positional accuracy
- The large temperature range for application means that the labels can be used in control cabinets as well as in the field
- The sheets provide space for including function texts
- Labeling service: Phoenix Contact can custom-label all UniCard markers in accordance with your requirements

Notes:

[1]) For ordering example, see page 359.

Technical data

General data		
Can be printed with:		THERMOMARK CARD PLUS • THERMOMARK CARD • BLUEMARK CLED • BLUEMARK LED
Number of individual labels		30
Material		PC
Inflammability class according to UL 94		V0
Temperature range	[°C]	-40 ... 120
Wipe resistance		DIN EN 61010-1 (VDE 0411-1)
Components		Free from silicone, halogen and cadmium

Ordering data

Description	Color	Type	Order No.	Pcs. / Pkt.
UniCard, for labeling Phoenix Contact devices, Axioline Lettering field size: 7 x 10 mm	white	**UCT-EM (7X10)**	**0830765**	10
UniCard, for labeling Phoenix Contact devices, Axioline, **labeled according to customer specifications**[1]) Lettering field size: 7 x 10 mm	white	**UCT-EM (7X10) CUS**	**0830766**	1

Accessories

Magazine, for THERMOMARK CARD ..., for accommodating UCT-WMT ... sheets, UCT-EM (17X10)		**THERMOMARK CARD-UCT-MAG7**	**0801734**	1

UniCard snap-in device marking for devices from other manufacturers

The UCT−EM ... UniCard labeling range includes markers for devices and switchgear from a wide range of manufacturers.

- The markers, which are supplied in uniform sheets, can be labeled quickly and easily using the BLUEMARK CLED and THERMOMARK CARD products
- The format automatically ensures printing with a high level of positional accuracy
- The large temperature range for application means that the labels can be used in control cabinets as well as in the field
- The sheets provide space for including function texts
- An overview of the devices that support labeling plus their manufacturers can be found starting on page 304
- Labeling service: Phoenix Contact can custom-label all UniCard markers in accordance with your requirements

Notes:

[1]) For ordering example, see page 359.

Can be printed with:

Thermal transfer for sheets and cards

UV LED technology

Technical data

General data		
Can be printed with:		THERMOMARK CARD PLUS • THERMOMARK CARD • BLUEMARK CLED • BLUEMARK LED
Number of individual labels		66
Material		PC
Inflammability class according to UL 94		V0
Temperature range	[°C]	-40 ... 120
Wipe resistance		DIN EN 61010-1 (VDE 0411-1)
Components		free from silicone and halogen

Ordering data

Description	Color	Type	Order No.	Pcs. / Pkt.
UniCard, for labeling devices from the following manufacturers: Conta Clip, Murr Elektronik Lettering field size: 5 x 10 mm	white	**UCT-EM (5X10)**	**0801497**	10
UniCard, for labeling devices from the following manufacturers: see previous products, **labeled according to customer specifications**[1]) Lettering field size: 5 x 10 mm	white	**UCT-EM (5X10) CUS**	**0801583**	1

Accessories

Magazine, for THERMOMARK CARD ... for accommodating: UCT−TM ..., UCT1−TM ..., UCT5−TM ..., UCT−EM (5X10), UCT-EM (6X10)	**THERMOMARK CARD-UCT-MAG1**	**5146480**	1

UniCard snap-in device marking for devices from other manufacturers

The UCT−EM ... UniCard labeling range includes markers for devices and switchgear from a wide range of manufacturers.

- The markers, which are supplied in uniform sheets, can be labeled quickly and easily using the BLUEMARK CLED and THERMOMARK CARD products
- The format automatically ensures printing with a high level of positional accuracy
- The large temperature range for application means that the labels can be used in control cabinets as well as in the field
- The sheets provide space for including function texts
- An overview of the devices that support labeling plus their manufacturers can be found starting on page 304
- Labeling service: Phoenix Contact can custom-label all UniCard markers in accordance with your requirements

Notes:

[1]) For ordering example, see page 359.

Can be printed with:

Thermal transfer for sheets and cards

UV LED technology

Technical data

General data		
Can be printed with:		THERMOMARK CARD PLUS • THERMOMARK CARD • BLUEMARK CLED • BLUEMARK LED
Number of individual labels		54
Material		PC
Inflammability class according to UL 94		V0
Temperature range	[°C]	-40 ... 120
Wipe resistance		DIN EN 61010-1 (VDE 0411-1)
Components		free from silicone and halogen

Ordering data

Description	Color	Type	Order No.	Pcs. / Pkt.
UniCard, for labeling devices from the following manufacturers: Conta Clip, Festo, Finder Lettering field size: 6 x 10 mm	white	**UCT-EM (6X10)**	**0801493**	10
UniCard, for labeling devices from the following manufacturers: Beckhoff, Escha, Lumberg, Murr Elektronik, Pepperl & Fuchs, Turck Lettering field size: 10 x 5 mm	white			
UniCard, for labeling devices from the following manufacturers: Siemens Lettering field size: 10 x 7 mm	white			
Lettering field size: 10 x 7 mm	turquoise			
UniCard, for labeling devices from the following manufacturers: Bosch/Rexroth, ifm-electronic, Lumberg, Pepperl & Fuchs, Siemens Lettering field size: 10 x 8 mm	white			
Lettering field size: 10 x 8 mm	turquoise			
UniCard, for labeling devices from the following manufacturers: see previous products, **labeled according to customer specifications**[1]) Lettering field size: 6 x 10 mm	white	**UCT-EM (6X10) CUS**	**0801579**	1
UniCard, for labeling devices from the following manufacturers: see previous products, **labeled according to customer specifications**[1]) Lettering field size: 10 x 5 mm	white			
UniCard, for labeling devices from the following manufacturers: see previous products, **labeled according to customer specifications**[1]) Lettering field size: 10 x 7 mm	white			
Lettering field size: 10 x 7 mm	turquoise			
UniCard, for labeling devices from the following manufacturers: see previous products, **labeled according to customer specifications**[1]) Lettering field size: 10 x 8 mm	white			
Lettering field size: 10 x 8 mm	turquoise			

Accessories

Magazine, for THERMOMARK CARD ... for accommodating: UCT−TM ..., UCT1−TM ..., UCT5−TM ..., UCT−EM (5X10), UCT-EM (6X10)	**THERMOMARK CARD-UCT-MAG1**	**5146480**	1
Magazine, for THERMOMARK CARD ... for accommodating UCT-EM (10X5)			
Magazine, for THERMOMARK CARD ... for accommodating UCT-EM (10X7)			
Magazine, for THERMOMARK CARD ... for accommodating UCT-EM (10X8), UCT-EM (12X7)			

Technical data

THERMOMARK CARD PLUS • THERMOMARK CARD • BLUEMARK CLED • BLUEMARK LED
60
PC
V0
-40 ... 120
DIN EN 61010-1 (VDE 0411-1)
free from silicone and halogen

Ordering data

Type	Order No.	Pcs. / Pkt.
UCT-EM (10X5)	0801470	10
UCT-EM (10X5) CUS	0801554	1

Accessories

THERMOMARK CARD-UCT-MAG13	0830400	1

Technical data

THERMOMARK CARD PLUS • THERMOMARK CARD • BLUEMARK CLED • BLUEMARK LED
36
PC
V0
-40 ... 120
DIN EN 61010-1 (VDE 0411-1)
free from silicone and halogen

Ordering data

Type	Order No.	Pcs. / Pkt.
UCT-EM (10X7)	0801498	10
UCT-EM (10X7) TQ	0801499	10
UCT-EM (10X7) CUS	0801585	1
UCT-EM (10X7) TQ CUS	0801586	1

Accessories

THERMOMARK CARD-UCT-MAG20	0830751	1

Technical data

THERMOMARK CARD PLUS • THERMOMARK CARD • BLUEMARK CLED • BLUEMARK LED
36
PC
V0
-40 ... 120
DIN EN 61010-1 (VDE 0411-1)
free from silicone and halogen

Ordering data

Type	Order No.	Pcs. / Pkt.
UCT-EM (10X8)	0801485	10
UCT-EM (10X8) TQ	0801486	10
UCT-EM (10X8) CUS	0801570	1
UCT-EM (10X8) TQ CUS	0801572	1

Accessories

THERMOMARK CARD-UCT-MAG12	0830399	1

UniCard snap-in device marking for devices from other manufacturers

The UCT−EM ... UniCard labeling range includes markers for devices and switchgear from a wide range of manufacturers.

- The markers, which are supplied in uniform sheets, can be labeled quickly and easily using the BLUEMARK CLED and THERMOMARK CARD products
- The format automatically ensures printing with a high level of positional accuracy
- The large temperature range for application means that the labels can be used in control cabinets as well as in the field
- The sheets provide space for including function texts
- An overview of the devices that support labeling plus their manufacturers can be found starting on page 304
- Labeling service: Phoenix Contact can custom-label all UniCard markers in accordance with your requirements

Notes:

[1]) For ordering example, see page 359.

Can be printed with:

Thermal transfer for sheets and cards

UV LED technology

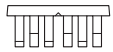

Technical data

General data	
Can be printed with:	THERMOMARK CARD PLUS • THERMOMARK CARD • BLUEMARK CLED • BLUEMARK LED
Number of individual labels	30
Material	PC
Inflammability class according to UL 94	V0
Temperature range [°C]	-40 ... 120
Wipe resistance	DIN EN 61010-1 (VDE 0411-1)
Components	free from silicone and halogen

Ordering data

Description	Color	Type	Order No.	Pcs. / Pkt.
UniCard, for labeling devices from the following manufacturers: Bernecke + Rainer Lettering field size: 12 x 3.3 mm	white	**UCT-EM (12X3,3)**	**0801502**	10
UniCard, for labeling devices from the following manufacturers: Bernecke + Rainer Lettering field size: 12 x 6 mm	white			
UniCard, for labeling devices from the following manufacturers: Beckhoff, Wago Lettering field size: 12 x 7 mm	white			
UniCard, for labeling devices from the following manufacturers: Siemens Lettering field size: 15 x 10 mm	white			
UniCard, for labeling devices from the following manufacturers: see previous products, **labeled according to customer specifications**[1]) Lettering field size: 12 x 3.3 mm	white	**UCT-EM (12X3,3) CUS**	**0801577**	1
Lettering field size: 12 x 6 mm	white			
Lettering field size: 12 x 7 mm	white			
Lettering field size: 15 x 10 mm	white			

Accessories

Magazine, for THERMOMARK CARD ... for accommodating UCT-EM (12X3,3), UCT-EM (12X6)	**THERMOMARK CARD-UCT-MAG9**	**0801736**	1
Magazine, for THERMOMARK CARD ... for accommodating UCT-EM (12X3,3), UCT-EM (12X6)			
Magazine, for THERMOMARK CARD ... for accommodating UCT-EM (10X8), UCT-EM (12X7)			
Magazine, for THERMOMARK CARD ... for accommodating UCT-EM (17,5X8), UCT-EM (20X7), UCT-EM (15X10)			

Technical data

THERMOMARK CARD PLUS • THERMOMARK CARD • BLUEMARK CLED • BLUEMARK LED
30
PC
V0
-40 ... 120
DIN EN 61010-1 (VDE 0411-1)
free from silicone and halogen

Ordering data

Type	Order No.	Pcs. / Pkt.
UCT-EM (12X6)	0801503	10
UCT-EM (12X6) CUS	0801578	1

Accessories

THERMOMARK CARD-UCT-MAG9	0801736	1

Technical data

THERMOMARK CARD PLUS • THERMOMARK CARD • BLUEMARK CLED • BLUEMARK LED
30
PC
V0
-40 ... 120
DIN EN 61010-1 (VDE 0411-1)
free from silicone and halogen

Ordering data

Type	Order No.	Pcs. / Pkt.
UCT-EM (12X7)	0801501	10
UCT-EM (12X7) CUS	0801587	1

Accessories

THERMOMARK CARD-UCT-MAG12	0830399	1

Technical data

THERMOMARK CARD PLUS • THERMOMARK CARD • BLUEMARK CLED • BLUEMARK LED
16
PC
V0
-40 ... 120
DIN EN 61010-1 (VDE 0411-1)
free from silicone and halogen

Ordering data

Type	Order No.	Pcs. / Pkt.
UCT-EM (15X10)	0801504	10
UCT-EM (15X10) CUS	0801588	1

Accessories

THERMOMARK CARD-UCT-MAG8	0801735	1

UniCard snap-in device marking for devices from other manufacturers

The UCT−EM ... UniCard labeling range includes markers for devices and switchgear from a wide range of manufacturers.

- The markers, which are supplied in uniform sheets, can be labeled quickly and easily using the BLUEMARK CLED and THERMOMARK CARD products
- The format automatically ensures printing with a high level of positional accuracy
- The large temperature range for application means that the labels can be used in control cabinets as well as in the field
- The sheets provide space for including function texts
- An overview of the devices that support labeling plus their manufacturers can be found starting on page 304
- Labeling service: Phoenix Contact can custom-label all UniCard markers in accordance with your requirements

Can be printed with:

Thermal transfer for sheets and cards

UV LED technology

Technical data

General data		
Can be printed with:		THERMOMARK CARD PLUS • THERMOMARK CARD • BLUEMARK CLED • BLUEMARK LED
Number of individual labels		24
Material		PC
Inflammability class according to UL 94		V0
Temperature range	[°C]	-40 ... 120
Wipe resistance		DIN EN 61010-1 (VDE 0411-1)
Components		free from silicone and halogen

Ordering data

Description	Color	Type	Order No.	Pcs. / Pkt.
UniCard, for labeling devices from the following manufacturers: ABB, Festo, Finder, Murr Elektronik, Wago				
Lettering field size: 17 x 9 mm	white	**UCT-EM (17X9)**	**0801475**	10
Lettering field size: 17 x 9 mm	yellow	**UCT-EM (17X9) YE**	**0801476**	10
UniCard, for labeling devices from the following manufacturers: Allen-Bradley, Festo				
Lettering field size: 17 x 10 mm	white			
Lettering field size: 17 x 10 mm	yellow			
UniCard, for labeling devices from the following manufacturers: ABB, Lumberg				
Lettering field size: 17.5 x 7.5 mm	white			
UniCard, for labeling devices from the following manufacturers: ABB, Schneider Electric, ifm-electronic, Murr Elektronik				
Lettering field size: 17 x 8 mm	white			
Lettering field size: 17 x 9 mm	white	**UCT-EM (17X9) CUS**	**0801559**	1
Lettering field size: 17 x 9 mm	yellow	**UCT-EM (17X9) YE CUS**	**0801560**	1
Lettering field size: 17 x 10 mm	white			
Lettering field size: 17 x 10 mm	yellow			
Lettering field size: 17.5 x 7.5 mm	white			
Lettering field size: 17 x 8 mm	white			

Accessories

Magazine, for THERMOMARK CARD ... for accommodating UCT-EM (17 x 9)	**THERMOMARK CARD-UCT-MAG16**	**0830403**	1
Magazine, for THERMOMARK CARD ... for accommodating UCT-EM (17X10) and (20X8)			
Magazine, for THERMOMARK CARD ... for accommodating UCT-EM (17,5X7,5)			
Magazine, for THERMOMARK CARD ... for accommodating UCT-EM (21X8) and UCT EM (17X8)			

Technical data

THERMOMARK CARD PLUS • THERMOMARK CARD • BLUEMARK CLED • BLUEMARK LED
20
PC
V0
-40 ... 120
DIN EN 61010-1 (VDE 0411-1)
free from silicone and halogen

Ordering data

Type	Order No.	Pcs. / Pkt.
UCT-EM (17X10)	0801483	10
UCT-EM (17X10) YE	0801484	10
UCT-EM (17X10) CUS	0801567	1
UCT-EM (17X10) YE CUS	0801569	1

Accessories

THERMOMARK CARD-UCT-MAG11	0801738	1

Technical data

THERMOMARK CARD PLUS • THERMOMARK CARD • BLUEMARK CLED • BLUEMARK LED
24
PC
V0
-40 ... 120
DIN EN 61010-1 (VDE 0411-1)
free from silicone and halogen

Ordering data

Type	Order No.	Pcs. / Pkt.
UCT-EM (17,5X7,5)	0801482	10
UCT-EM (17,5X7,5) CUS	0801566	1

Accessories

THERMOMARK CARD-UCT-MAG18	0830405	1

Technical data

THERMOMARK CARD PLUS • THERMOMARK CARD • BLUEMARK CLED • BLUEMARK LED
18
PC
V0
-40 ... 120
DIN EN 61010-1 (VDE 0411-1)
free from silicone, halogen and cadmium

Ordering data

Type	Order No.	Pcs. / Pkt.
UCT-EM (17X8)	0801842	10
UCT-EM (17X8) CUS	1014400	1

Accessories

THERMOMARK CARD-UCT-MAG14	0830401	1

UniCard snap-in device marking for devices from other manufacturers

The UCT−EM ... UniCard labeling range includes markers for devices and switchgear from a wide range of manufacturers.

- The markers, which are supplied in uniform sheets, can be labeled quickly and easily using the BLUEMARK CLED and THERMOMARK CARD products
- The format automatically ensures printing with a high level of positional accuracy
- The large temperature range for application means that the labels can be used in control cabinets as well as in the field
- The sheets provide space for including function texts
- An overview of the devices that support labeling plus their manufacturers can be found starting on page 304
- Labeling service: Phoenix Contact can custom-label all UniCard markers in accordance with your requirements

Notes:

[1]) For ordering example, see page 359.

Can be printed with:

Thermal transfer for sheets and cards

UV LED technology

Technical data

General data	
Can be printed with:	THERMOMARK CARD PLUS • THERMOMARK CARD • BLUEMARK CLED • BLUEMARK LED
Number of individual labels	24
Material	PC
Inflammability class according to UL 94	V0
Temperature range [°C]	-40 ... 120
Wipe resistance	DIN EN 61010-1 (VDE 0411-1)
Components	free from silicone and halogen

Ordering data

Description	Color	Type	Order No.	Pcs. / Pkt.
UniCard, for labeling devices from the following manufacturers: ABB, ifm-electronic, Moeller, Murr Elektronik				
Lettering field size: 17.5 x 8 mm	white	**UCT-EM (17,5X8)**	**0801496**	10
UniCard, for labeling devices from the following manufacturers: Murr Elektronik, Phoenix Contact, Weidmüller				
Lettering field size: 17.5 x 9 mm	white			
Lettering field size: 17.5 x 9 mm	yellow			
UniCard, for marking devices from the following manufacturers: ABB, Schneider Electric, ifm-electronic, Murr Elektronik				
Lettering field size: 18 x 8 mm	white			
UniCard, for labeling devices from the following manufacturers: ifm-electronic, Phoenix Contact, Siemens				
Lettering field size: 20 x 7 mm	white			
Lettering field size: 20 x 7 mm	turquoise			
UniCard, for labeling devices from the following manufacturers: see previous products, **labeled according to customer specifications**[1])				
Lettering field size: 17.5 x 8 mm	white	**UCT-EM (17,5X8) CUS**	**0801582**	1
Lettering field size: 17.5 x 9 mm	white			
Lettering field size: 17.5 x 9 mm	yellow			
Lettering field size: 18 x 8 mm	white			
Lettering field size: 20 x 7 mm	white			
Lettering field size: 20 x 7 mm	turquoise			

Accessories

Magazine, for THERMOMARK CARD ... for accommodating UCT-EM (17,5X8), UCT-EM (20X7), UCT-EM (15X10)	**THERMOMARK CARD-UCT-MAG8**	**0801735**	1
Magazine, for THERMOMARK CARD ... for accommodating UCT-EM (17,5X9)			
Magazine, for THERMOMARK CARD ... for accommodating UCT-EM (18 x 8)			

Technical data

THERMOMARK CARD PLUS • THERMOMARK CARD • BLUEMARK CLED • BLUEMARK LED
24
PC
V0
-40 ... 120
DIN EN 61010-1 (VDE 0411-1)
free from silicone and halogen

Ordering data

Type	Order No.	Pcs. / Pkt.
UCT-EM (17,5X9)	0801491	10
UCT-EM (17,5X9) YE	0801492	10
UCT-EM (17,5X9) CUS	0801575	1
UCT-EM (17,5X9) YE CUS	0801576	1

Accessories

THERMOMARK CARD-UCT-MAG22	0830771	1

Technical data

THERMOMARK CARD PLUS • THERMOMARK CARD • BLUEMARK CLED • BLUEMARK LED
24
PC
V0
-40 ... 120
DIN EN 61010-1 (VDE 0411-1)
free from silicone and halogen

Ordering data

Type	Order No.	Pcs. / Pkt.
UCT-EM (18X8)	0801488	10
UCT-EM (18X8) CUS	0801573	1

Accessories

THERMOMARK CARD-UCT-MAG17	0830404	1

Technical data

THERMOMARK CARD PLUS • THERMOMARK CARD • BLUEMARK CLED • BLUEMARK LED
24
PC
V0
-40 ... 120
DIN EN 61010-1 (VDE 0411-1)
free from silicone and halogen

Ordering data

Type	Order No.	Pcs. / Pkt.
UCT-EM (20X7)	0801494	10
UCT-EM (20X7) TQ	0801495	10
UCT-EM (20X7) CUS	0801580	1
UCT-EM (20X7) TQ CUS	0801581	1

Accessories

THERMOMARK CARD-UCT-MAG8	0801735	1

UniCard snap-in device marking for devices from other manufacturers

The UCT−EM ... UniCard labeling range includes markers for devices and switchgear from a wide range of manufacturers.

- The markers, which are supplied in uniform sheets, can be labeled quickly and easily using the BLUEMARK CLED and THERMOMARK CARD products
- The format automatically ensures printing with a high level of positional accuracy
- The large temperature range for application means that the labels can be used in control cabinets as well as in the field
- The sheets provide space for including function texts
- An overview of the devices that support labeling plus their manufacturers can be found starting on page 304
- Labeling service: Phoenix Contact can custom-label all UniCard markers in accordance with your requirements

Notes:

[1]) For ordering example, see page 359.

Can be printed with:

Thermal transfer for sheets and cards

UV LED technology

Technical data

General data		
Can be printed with:		THERMOMARK CARD PLUS • THERMOMARK CARD • BLUEMARK CLED • BLUEMARK LED
Number of individual labels		24
Material		PC
Inflammability class according to UL 94		V0
Temperature range	[°C]	-40 ... 120
Wipe resistance		DIN EN 61010-1 (VDE 0411-1)
Components		free from silicone and halogen

Ordering data

Description	Color	Type	Order No.	Pcs. / Pkt.
UniCard, for labeling devices from the following manufacturers: Escha, Murr Elektronik, Turck				
Lettering field size: 20 x 8 mm	white	**UCT-EM (20X8)**	**0801477**	10
UniCard, for labeling devices from the following manufacturers: ABB, Conta Clip, Escha, Festo, ifm-electronic, Lumberg, Moeller, Murr Elektronik, Pepperl & Fuchs, Phoenix Contact, Siemens, Turck, Weidmüller				
Lettering field size: 20 x 9 mm	white			
Lettering field size: 20 x 9 mm	turquoise			
Lettering field size: 20 x 9 mm	yellow			
UniCard, for marking devices from the following manufacturers: ABB, Schneider Electric, ifm-electronic, Murr Elektronik				
Lettering field size: 21 x 8 mm	white			
UniCard, for labeling devices from the following manufacturers: see previous products, **labeled according to customer specifications**[1])				
Lettering field size: 20 x 8 mm	white	**UCT-EM (20X8) CUS**	**0801561**	1
Lettering field size: 20 x 9 mm	white			
Lettering field size: 20 x 9 mm	turquoise			
Lettering field size: 20 x 9 mm	yellow			
Lettering field size: 21 x 8 mm	white			

Accessories

Magazine, for THERMOMARK CARD ... for accommodating UCT-EM (17X10) and (20X8)		**THERMOMARK CARD-UCT-MAG11**	**0801738**	1
for accommodating UCT-EM (20 x 9)				
Magazine, for THERMOMARK CARD ... for accommodating UCT-EM (21X8) and UCT EM (17X8)				

Technical data

THERMOMARK CARD PLUS • THERMOMARK CARD • BLUEMARK CLED • BLUEMARK LED
24
PC
V0
-40 ... 120
DIN EN 61010-1 (VDE 0411-1)
free from silicone and halogen

Ordering data

Type	Order No.	Pcs. / Pkt.
UCT-EM (20X9)	0801471	10
UCT-EM (20X9) TQ	0801473	10
UCT-EM (20X9) YE	0801472	10
UCT-EM (20X9) CUS	0801556	1
UCT-EM (20X9) TQ CUS	0801558	1
UCT-EM (20X9) YE CUS	0801557	1

Accessories

THERMOMARK CARD-UCT-MAG15	0830402	1

Technical data

THERMOMARK CARD PLUS • THERMOMARK CARD • BLUEMARK CLED • BLUEMARK LED
18
PC
V0
-40 ... 120
DIN EN 61010-1 (VDE 0411-1)
free from silicone and halogen

Ordering data

Type	Order No.	Pcs. / Pkt.
UCT-EM (21X8)	0801489	10
UCT-EM (21X8) CUS	0801574	1

Accessories

THERMOMARK CARD-UCT-MAG14	0830401	1

UniSheet stick-on device marking

– The US-EMLP ... UniSheet labeling range includes self-adhesive device markers with good adhesive properties in different sizes for:
– Device marking
– Module marking
– Switchgear marking
– The markers, which are supplied in uniform sheets, can be printed onto quickly, easily, and cost-effectively using the THERMOMARK CARD
– The perforated markers are easy to separate and can be easily fitted
– The sheets provide space for including function texts
– For more label sizes, visit www.phoenixcontact.net/products

Marking of power circuit breakers, for example:
– 8.8 x 15 mm for ABB, Schneider Electric
– 17 x 15 mm for ABB, Hager, Legrand
– 35 x 15 mm for ABB, Legrand, Schneider Electric
– 52.5 x 15 mm for ABB, Legrand, Schneider Electric
– 70 x 15 mm for Legrand, Schneider Electric

Can be printed with:

Thermal transfer for sheets and cards

Unlabeled

Technical data

General data		
Can be printed with:		THERMOMARK CARD PLUS • THERMOMARK CARD
Material		PVC
Inflammability class according to UL 94		V0
Temperature range	[°C]	-30 ... 80
Wipe resistance		DIN EN 61010-1 (VDE 0411-1)
Components		Silicone-free

Ordering data

Description	Color	Type	Order No.	Pcs. / Pkt.
UniSheet, with self-adhesive plastic labels, 0.5 mm thick				
88-section, lettering field size: 8.8 x 15 mm	white	**US-EMLP (8,8X15)**	**0830303**	10
	yellow	**US-EMLP (8,8X15) YE**	**0830316**	10
	red	**US-EMLP (8,8X15) RD**	**0830318**	10
	silver	**US-EMLP (8,8X15) SR**	**0830317**	10
135-section, lettering field size: 11 x 9 mm	white	**US-EMLP (11X9)**	**0828789**	10
	yellow	**US-EMLP (11X9) YE**	**0828871**	10
	silver	**US-EMLP (11X9) SR**	**0828872**	10
189-section, lettering field size: 15 x 5 mm	white	**US-EMLP (15X5)**	**0828790**	10
	yellow	**US-EMLP (15X5) YE**	**0828873**	10
	silver	**US-EMLP (15X5) SR**	**0828874**	10
108-section, lettering field size: 17 x 7 mm	white	**US-EMLP (17X7)**	**0828792**	10
	yellow	**US-EMLP (17X7) YE**	**0828877**	10
	silver	**US-EMLP (17X7) SR**	**0828878**	10
54-section, lettering field size: 17 x 15 mm	white	**US-EMLP (17X15)**	**0828793**	10
	yellow	**US-EMLP (17X15) YE**	**0828879**	10
	silver	**US-EMLP (17X15) SR**	**0828880**	10
75-section, lettering field size: 20 x 9 mm	white	**US-EMLP (20X9)**	**0828795**	10
	yellow	**US-EMLP (20X9) YE**	**0828883**	10
	silver	**US-EMLP (20X9) SR**	**0828884**	10
24-section, lettering field size: 22 x 22 mm	white	**US-EMLP (22X22)**	**0828796**	10
	yellow	**US-EMLP (22X22) YE**	**0828885**	10
	silver	**US-EMLP (22X22) SR**	**0828886**	10
51-section, lettering field size: 27 x 8 mm	white	**US-EMLP (27X8)**	**0828797**	10
	yellow	**US-EMLP (27X8) YE**	**0828889**	10
	silver	**US-EMLP (27X8) SR**	**0828890**	10
30-section, lettering field size: 27 x 12.5 mm	white	**US-EMLP (27X12,5)**	**0828798**	10
	yellow	**US-EMLP (27X12,5) YE**	**0828891**	10
	silver	**US-EMLP (27X12,5) SR**	**0828892**	10
27-section, lettering field size: 27 x 15 mm	white	**US-EMLP (27X15)**	**0828799**	10
	yellow	**US-EMLP (27X15) YE**	**0828893**	10
	silver	**US-EMLP (27X15) SR**	**0828894**	10

Accessories

Magazine, for THERMOMARK CARD..., for accommodating all US–... materials	**THERMOMARK CARD-US-MAG1**	**5146451**	1

UniSheet stick-on device marking

Unlabeled

Technical data

General data		
Can be printed with:		THERMOMARK CARD PLUS • THERMOMARK CARD
Material		PVC
Inflammability class according to UL 94		V0
Temperature range	[°C]	-30 ... 80
Wipe resistance		DIN EN 61010-1 (VDE 0411-1)
Components		Silicone-free

Ordering data

Description	Color	Type	Order No.	Pcs. / Pkt.
UniSheet, with self-adhesive plastic labels, 0.5 mm thick				
21-section, lettering field size: 27 x 18 mm	white	**US-EMLP (27X18)**	**0828800**	10
	yellow	**US-EMLP (27X18) YE**	**0828895**	10
	silver	**US-EMLP (27X18) SR**	**0828896**	10
15-section, lettering field size: 27 x 27 mm	white	**US-EMLP (27X27)**	**0828801**	10
	yellow	**US-EMLP (27X27) YE**	**0828897**	10
	silver	**US-EMLP (27X27) SR**	**0828898**	10
45-section, lettering field size: 35 x 9 mm	white	**US-EMLP (35X9)**	**0828802**	10
	yellow	**US-EMLP (35X9) YE**	**0828899**	10
	silver	**US-EMLP (35X9) SR**	**0829430**	10
27-section, lettering field size: 35 x 15 mm	white	**US-EMLP (35X15)**	**0830300**	10
	yellow	**US-EMLP (35X15) YE**	**0830319**	10
	red	**US-EMLP (35X15) RD**	**0830321**	10
	silver	**US-EMLP (35X15) SR**	**0830320**	10
28-section, lettering field size: 40 x 10 mm	white	**US-EMLP (40X10)**	**0830341**	10
	yellow	**US-EMLP (40X10) YE**	**0830342**	10
	silver	**US-EMLP (40X10) SR**	**0830328**	10
18-section, lettering field size: 49 x 15 mm	white	**US-EMLP (49X15)**	**0828803**	10
	yellow	**US-EMLP (49X15) YE**	**0828901**	10
	silver	**US-EMLP (49X15) SR**	**0828902**	10
16-section, lettering field size: 52.5 x 15 mm	white	**US-EMLP (52,5X15)**	**0830301**	10
	yellow	**US-EMLP (52,5X15) YE**	**0830322**	10
	red	**US-EMLP (52,5X15) RD**	**0830324**	10
	silver	**US-EMLP (52,5X15) SR**	**0830323**	10
9-section, lettering field size: 60 x 15 mm	white	**US-EMLP (60X15)**	**0828804**	10
	yellow	**US-EMLP (60X15) YE**	**0828903**	10
	silver	**US-EMLP (60X15) SR**	**0828904**	10
4-section, lettering field size: 60 x 30 mm	white	**US-EMLP (60X30)**	**0828805**	10
	yellow	**US-EMLP (60X30) YE**	**0828905**	10
	silver	**US-EMLP (60X30) SR**	**0828906**	10
8-section, lettering field size: 70 x 15 mm	white	**US-EMLP (70X15)**	**0830302**	10
	yellow	**US-EMLP (70X15) YE**	**0830325**	10
	red	**US-EMLP (70X15) RD**	**0830327**	10
	silver	**US-EMLP (70X15) SR**	**0830326**	10
2-section, lettering field size: 85.6 x 54 mm	white	**US-EMLP (85,6X54)**	**0828806**	10
	yellow	**US-EMLP (85,6X54) YE**	**0828907**	10
	silver	**US-EMLP (85,6X54) SR**	**0828908**	10
2-section, lettering field size: 100 x 60 mm	white	**US-EMLP (100X60)**	**0828807**	10
	yellow	**US-EMLP (100X60) YE**	**0828909**	10
	silver	**US-EMLP (100X60) SR**	**0828910**	10
1-section, lettering field size: 104 x 135 mm	white	**US-EMLP (104X135)**	**0830304**	10
	yellow	**US-EMLP (104X135) YE**	**0830305**	10
	silver	**US-EMLP (104X135) SR**	**0830306**	10

Accessories

Magazine, for THERMOMARK CARD..., for accommodating all US–... materials	**THERMOMARK CARD-US-MAG1**	**5146451**	1

UniSheet stick-on device marking

- The US-EMLP ... UniSheet labeling range includes self-adhesive device markers with good adhesive properties in different sizes for:
- Device marking
- Module marking
- Switchgear marking
- The markers, which are supplied in uniform sheets, can be printed onto quickly, easily, and cost-effectively using the THERMOMARK CARD
- The perforated markers are easy to separate and can be easily fitted
- The sheets provide space for including function texts
- For more label sizes, visit www.phoenixcontact.net/products

Marking of power circuit breakers, for example:

- 8.8 x 15 mm for ABB, Schneider Electric
- 17 x 15 mm for ABB, Hager, Legrand
- 35 x 15 mm for ABB, Legrand, Schneider Electric
- 52.5 x 15 mm for ABB, Legrand, Schneider Electric
- 70 x 15 mm for Legrand, Schneider Electric

Notes:

[1]) For ordering example, see page 359.

PRINTED FOR YOU

Labeled according to customer specifications

Technical data

General data		
Material		PVC
Inflammability class according to UL 94		V0
Temperature range	[°C]	-30 ... 80
Wipe resistance		DIN EN 61010-1 (VDE 0411-1)
Components		Silicone-free

Ordering data

Description	Color	Type	Order No.	Pcs. / Pkt.
UniSheet, with self-adhesive plastic labels, 0.5 mm thick, **labeled acc. to customer specifications**[1])				
88-section, lettering field size: 8.8 x 15 mm	white	**US-EMLP (8,8X15) CUS**	**0830371**	1
	yellow	**US-EMLP (8,8X15) YE CUS**	**0830372**	1
	red	**US-EMLP (8,8X15) RD CUS**	**0830374**	1
	silver	**US-EMLP (8,8X15) SR CUS**	**0830373**	1
135-section, lettering field size: 11 x 9 mm	white	**US-EMLP (11X9) CUS**	**0830073**	1
	yellow	**US-EMLP (11X9) YE CUS**	**0830074**	1
	silver	**US-EMLP (11X9) SR CUS**	**0830075**	1
189-section, lettering field size: 15 x 5 mm	white	**US-EMLP (15X5) CUS**	**0830076**	1
	yellow	**US-EMLP (15X5) YE CUS**	**0830077**	1
	silver	**US-EMLP (15X5) SR CUS**	**0830078**	1
108-section, lettering field size: 17 x 7 mm	white	**US-EMLP (17X7) CUS**	**0830079**	1
	yellow	**US-EMLP (17X7) YE CUS**	**0830080**	1
	silver	**US-EMLP (17X7) SR CUS**	**0830081**	1
54-section, lettering field size: 17 x 15 mm	white	**US-EMLP (17X15) CUS**	**0830082**	1
	yellow	**US-EMLP (17X15) YE CUS**	**0830083**	1
	silver	**US-EMLP (17X15) SR CUS**	**0830084**	1
75-section, lettering field size: 20 x 9 mm	white	**US-EMLP (20X9) CUS**	**0830085**	1
	yellow	**US-EMLP (20X9) YE CUS**	**0830086**	1
	silver	**US-EMLP (20X9) SR CUS**	**0830087**	1
24-section, lettering field size: 22 x 22 mm	white	**US-EMLP (22X22) CUS**	**0830088**	1
	yellow	**US-EMLP (22X22) YE CUS**	**0830089**	1
	silver	**US-EMLP (22X22) SR CUS**	**0830090**	1
51-section, lettering field size: 27 x 8 mm	white	**US-EMLP (27X8) CUS**	**0830091**	1
	yellow	**US-EMLP (27X8) YE CUS**	**0830092**	1
	silver	**US-EMLP (27X8) SR CUS**	**0830093**	1
30-section, lettering field size: 27 x 12.5 mm	white	**US-EMLP (27X12,5) CUS**	**0830094**	1
	yellow	**US-EMLP (27X12,5) YE CUS**	**0830095**	1
	silver	**US-EMLP (27X12,5) SR CUS**	**0830096**	1
27-section, lettering field size: 27 x 15 mm	white	**US-EMLP (27X15) CUS**	**0830097**	1
	yellow	**US-EMLP (27X15) YE CUS**	**0830098**	1
	silver	**US-EMLP (27X15) SR CUS**	**0830099**	1
21-section, lettering field size: 27 x 18 mm	white	**US-EMLP (27X18) CUS**	**0830100**	1
	yellow	**US-EMLP (27X18) YE CUS**	**0830101**	1
	silver	**US-EMLP (27X18) SR CUS**	**0830102**	1
15-section, lettering field size: 27 x 27 mm	white	**US-EMLP (27X27) CUS**	**0830103**	1
	yellow	**US-EMLP (27X27) YE CUS**	**0830104**	1
	silver	**US-EMLP (27X27) SR CUS**	**0830105**	1

UniSheet stick-on device marking

PRINTED FOR YOU

Notes:

[1]) For ordering example, see page 359.

Labeled according to customer specifications

Technical data

General data		
Material		PVC
Inflammability class according to UL 94		V0
Temperature range	[°C]	-30 ... 80
Wipe resistance		DIN EN 61010-1 (VDE 0411-1)
Components		Silicone-free

Ordering data

Description	Color	Type	Order No.	Pcs. / Pkt.
UniSheet, with self-adhesive plastic labels, 0.5 mm thick, **labeled acc. to customer specifications**[1])				
45-section, lettering field size: 35 x 9 mm	white	**US-EMLP (35X9) CUS**	**0830106**	1
	yellow	**US-EMLP (35X9) YE CUS**	**0830107**	1
	silver	**US-EMLP (35X9) SR CUS**	**0830108**	1
27-section, lettering field size: 35 x 15 mm	white	**US-EMLP (35X15) CUS**	**0830375**	1
	yellow	**US-EMLP (35X15) YE CUS**	**0830376**	1
	red	**US-EMLP (35X15) RD CUS**	**0830378**	1
	silver	**US-EMLP (35X15) SR CUS**	**0830377**	1
28-section, lettering field size: 40 x 10 mm	white	**US-EMLP (40X10) CUS**	**0830365**	1
	yellow	**US-EMLP (40X10) YE CUS**	**0830366**	1
	silver	**US-EMLP (40X10) SR CUS**	**0830367**	1
18-section, lettering field size: 49 x 15 mm	white	**US-EMLP (49X15) CUS**	**0830109**	1
	yellow	**US-EMLP (49X15) YE CUS**	**0830110**	1
	silver	**US-EMLP (49X15) SR CUS**	**0830111**	1
16-section, lettering field size: 52.5 x 15 mm	white	**US-EMLP (52,5X15) CUS**	**0830379**	1
	yellow	**US-EMLP (52,5X15) YE CUS**	**0830380**	1
	red	**US-EMLP (52,5X15) RD CUS**	**0830382**	1
	silver	**US-EMLP (52,5X15) SR CUS**	**0830381**	1
9-section, lettering field size: 60 x 15 mm	white	**US-EMLP (60X15) CUS**	**0830112**	1
	yellow	**US-EMLP (60X15) YE CUS**	**0830113**	1
	silver	**US-EMLP (60X15) SR CUS**	**0830114**	1
4-section, lettering field size: 60 x 30 mm	white	**US-EMLP (60X30) CUS**	**0830115**	1
	yellow	**US-EMLP (60X30) YE CUS**	**0830116**	1
	silver	**US-EMLP (60X30) SR CUS**	**0830117**	1
8-section, lettering field size: 70 x 15 mm	white	**US-EMLP (70X15) CUS**	**0830383**	1
	yellow	**US-EMLP (70X15) YE CUS**	**0830384**	1
	red	**US-EMLP (70X15) RD CUS**	**0830386**	1
	silver	**US-EMLP (70X15) SR CUS**	**0830385**	1
2-section, lettering field size: 85.6 x 54 mm	white	**US-EMLP (85,6X54) CUS**	**0830118**	1
	yellow	**US-EMLP (85,6X54) YE CUS**	**0830119**	1
	silver	**US-EMLP (85,6X54) SR CUS**	**0830120**	1
2-section, lettering field size: 100 x 60 mm	white	**US-EMLP (100X60) CUS**	**0830121**	1
	yellow	**US-EMLP (100X60) YE CUS**	**0830122**	1
	silver	**US-EMLP (100X60) SR CUS**	**0830123**	1
1-section, lettering field size: 104 x 135 mm	white	**US-EMLP (104X135) CUS**	**0830387**	1
	yellow	**US-EMLP (104X135) YE CUS**	**0830388**	1
	silver	**US-EMLP (104X135) SR CUS**	**0830389**	1

UniSheet device marking that can be snapped into marker carriers

- The US-EMP ... UniSheet labeling range includes markers that can be fitted into existing CARRIER EMP ... label frames
- The markers, which are supplied in uniform sheets, can be printed onto quickly, easily, and cost-effectively using the THERMOMARK CARD
- The perforated markers are easy to separate and can be easily fitted
- The sheets provide space for including function texts

Notes:
For matching label frames, see page 296.
[1]) For ordering example, see page 359.

Can be printed with:

Thermal transfer for sheets and cards

Unlabeled

Technical data

General data		
Can be printed with:		THERMOMARK CARD PLUS • THERMOMARK CARD
Material		PVC
Inflammability class according to UL 94		V0
Temperature range	[°C]	-30 ... 80
Wipe resistance		DIN EN 61010-1 (VDE 0411-1)
Components		Silicone-free

Ordering data

Description	Color	Type	Order No.	Pcs. / Pkt.
UniSheet, just 0.5 mm thick[1])				
54-section, lettering field size: 17 x 15 mm	white	**US-EMP (17X15)**	**0828774**	10
	yellow	**US-EMP (17X15) YE**	**0828842**	10
	silver	**US-EMP (17X15) SR**	**0828843**	10
70-section, lettering field size: 20 x 9 mm	white	**US-EMP (20X9)**	**0829439**	10
84-section, lettering field size: 25 x 6 mm	white	**US-EMP (25X6)-1**	**0802754**	10
84-section, lettering field size: 26 x 6 mm	white	**US-EMP (25X6)**	**0829435**	10
51-section, lettering field size: 27 x 8 mm	white	**US-EMP (27X8)**	**0828775**	10
	yellow	**US-EMP (27X8) YE**	**0828844**	10
	silver	**US-EMP (27X8) SR**	**0828845**	10
30-section, lettering field size: 27 x 12.5 mm	white	**US-EMP (27X12,5)**	**0828776**	10
	yellow	**US-EMP (27X12,5) YE**	**0828846**	10
	silver	**US-EMP (27X12,5) SR**	**0828847**	10
27-section, lettering field size: 27 x 15 mm	white	**US-EMP (27X15)**	**0828777**	10
	yellow	**US-EMP (27X15) YE**	**0828848**	10
	silver	**US-EMP (27X15) SR**	**0828849**	10
21-section, lettering field size: 27 x 18 mm	white	**US-EMP (27X18)**	**0828778**	10
	yellow	**US-EMP (27X18) YE**	**0828850**	10
	silver	**US-EMP (27X18) SR**	**0828851**	10
15-section, lettering field size: 27 x 27 mm	white	**US-EMP (27X27)**	**0828779**	10
	yellow	**US-EMP (27X27) YE**	**0828852**	10
	silver	**US-EMP (27X27) SR**	**0828853**	10
48-section, lettering field size: 29 x 8 mm	white	**US-EMP (29X8)**	**0829436**	10
	yellow	**US-EMP (29X8) YE**	**0829440**	10
16-section, lettering field size: 40 x 17 mm	white	**US-EMP (40X17)**	**0829437**	10
36-section, lettering field size: 44 x 7 mm	white	**US-EMP (44X7)**	**0829438**	10
18-section, lettering field size: 49 x 15 mm	white	**US-EMP (49X15)**	**0828780**	10
	yellow	**US-EMP (49X15) YE**	**0828854**	10
	silver	**US-EMP (49X15) SR**	**0828855**	10
9-section, lettering field size: 60 x 15 mm	white	**US-EMP (60X15)**	**0828781**	10
	yellow	**US-EMP (60X15) YE**	**0828856**	10
	silver	**US-EMP (60X15) SR**	**0828857**	10
4-section, lettering field size: 60 x 30 mm	white	**US-EMP (60X30)**	**0828782**	10
	yellow	**US-EMP (60X30) YE**	**0828858**	10
	silver	**US-EMP (60X30) SR**	**0828859**	10
2-section, lettering field size: 85.6 x 54 mm	white	**US-EMP (85,6X54)**	**0828783**	10
	yellow	**US-EMP (85,6X54) YE**	**0828860**	10
	silver	**US-EMP (85,6X54) SR**	**0828861**	10
9-section, lettering field size: 100 x 15 mm	white	**US-EMP (100X15)**	**0829521**	10
	yellow	**US-EMP (100X15) YE**	**0829522**	10
	silver	**US-EMP (100X15) SR**	**0829523**	10

Accessories

Magazine, for THERMOMARK CARD..., for accommodating all US–... materials	**THERMOMARK CARD-US-MAG1**	**5146451**	1

UniSheet device marking that can be snapped into marker carriers

– All US-EMP ... device markers can also be supplied labeled according to customer requirements

Notes:

For matching label frames, see page 296.

PRINTED FOR YOU

Labeled according to customer specifications

Technical data

General data		
Material		PVC
Inflammability class according to UL 94		V0
Temperature range	[°C]	-30 ... 80
Wipe resistance		DIN EN 61010-1 (VDE 0411-1)
Components		Silicone-free

Ordering data

Description	Color	Type	Order No.	Pcs. / Pkt.
UniSheet, with self-adhesive plastic labels, 0.5 mm thick, **labeled acc. to customer specifications**				
54-section, lettering field size: 17 x 15 mm	white	**US-EMP (17X15) CUS**	**0830025**	1
	yellow	**US-EMP (17X15) YE CUS**	**0830026**	1
	silver	**US-EMP (17X15) SR CUS**	**0830027**	1
70-section, lettering field size: 20 x 9 mm	white	**US-EMP (20X9) CUS**	**0830028**	1
84-section, lettering field size: 25 x 6 mm	white	**US-EMP (25X6)-1 CUS**	**0802755**	1
84-section, lettering field size: 26 x 6 mm	white	**US-EMP (25X6) CUS**	**0830029**	1
51-section, lettering field size: 27 x 8 mm	white	**US-EMP (27X8) CUS**	**0830030**	1
	yellow	**US-EMP (27X8) YE CUS**	**0830031**	1
	silver	**US-EMP (27X8) SR CUS**	**0830032**	1
30-section, lettering field size: 27 x 12.5 mm	white	**US-EMP (27X12,5) CUS**	**0830033**	1
	yellow	**US-EMP (27X12,5) YE CUS**	**0830034**	1
	silver	**US-EMP (27X12,5) SR CUS**	**0830035**	1
27-section, lettering field size: 27 x 15 mm	white	**US-EMP (27X15) CUS**	**0830036**	1
	yellow	**US-EMP (27X15) YE CUS**	**0830037**	1
	silver	**US-EMP (27X15) SR CUS**	**0830038**	1
21-section, lettering field size: 27 x 18 mm	white	**US-EMP (27X18) CUS**	**0830039**	1
	yellow	**US-EMP (27X18) YE CUS**	**0830040**	1
	silver	**US-EMP (27X18) SR CUS**	**0830041**	1
15-section, lettering field size: 27 x 27 mm	white	**US-EMP (27X27) CUS**	**0830042**	1
	yellow	**US-EMP (27X27) YE CUS**	**0830043**	1
	silver	**US-EMP (27X27) SR CUS**	**0830044**	1
48-section, lettering field size: 29 x 8 mm	white	**US-EMP (29X8) CUS**	**0830045**	1
	yellow	**US-EMP (29X8) YE CUS**	**0830046**	1
16-section, lettering field size: 40 x 17 mm	white	**US-EMP (40X17) CUS**	**0830047**	1
36-section, lettering field size: 44 x 7 mm	white	**US-EMP (44X7) CUS**	**0830048**	1
18-section, lettering field size: 49 x 15 mm	white	**US-EMP (49X15) CUS**	**0830049**	1
	yellow	**US-EMP (49X15) YE CUS**	**0830050**	1
	silver	**US-EMP (49X15) SR CUS**	**0830051**	1
9-section, lettering field size: 60 x 15 mm	white	**US-EMP (60X15) CUS**	**0830052**	1
	yellow	**US-EMP (60X15) YE CUS**	**0830053**	1
	silver	**US-EMP (60X15) SR CUS**	**0830054**	1
4-section, lettering field size: 60 x 30 mm	white	**US-EMP (60X30) CUS**	**0830055**	1
	yellow	**US-EMP (60X30) YE CUS**	**0830056**	1
	silver	**US-EMP (60X30) SR CUS**	**0830057**	1
2-section, lettering field size: 85.6 x 54 mm	white	**US-EMP (85,6X54) CUS**	**0830058**	1
	yellow	**US-EMP (85,6X54) YE CUS**	**0830059**	1
	silver	**US-EMP (85,6X54) SR CUS**	**0830060**	1
9-section, lettering field size: 100 x 15 mm	white	**US-EMP (100X15) CUS**	**0830061**	1
	yellow	**US-EMP (100X15) YE CUS**	**0830062**	1
	silver	**US-EMP (100X15) SR CUS**	**0830063**	1

UniSheet device marking that can be snapped into marker carriers



The US−EMP ... UniSheet device markers can be easily and individually snapped into the CARRIER(/L)−EMP (1000X15)... marker profile. They offer the following advantages and are suitable for the following:

– Device marking
– Module marking
– Switchgear marking
– The labels are available in different sizes corresponding to common device pitch measurements
– The markers, which are supplied in uniform sheets, can be printed onto quickly, easily, and cost-effectively using the THERMOMARK CARD
– The perforated markers are easy to separate and can be easily fitted
– The sheets provide space for including function texts

Marking of power circuit breakers, for example:

– 8.8 x 15 mm for ABB, Schneider Electric
– 17 x 15 mm for ABB, Hager, Legrand
– 35 x 15 mm for ABB, Legrand, Schneider Electric
– 52.5 x 15 mm for ABB, Legrand, Schneider Electric
– 70 x 15 mm for Legrand, Schneider Electric

Can be printed with:

Thermal transfer for sheets and cards

Unlabeled

Technical data

General data		
Can be printed with:		THERMOMARK CARD PLUS • THERMOMARK CARD
Material		PVC
Inflammability class according to UL 94		V0
Temperature range	[°C]	-30 ... 80
Wipe resistance		DIN EN 61010-1 (VDE 0411-1)
Components		Silicone-free

Ordering data

Description	Color	Type	Order No.	Pcs. / Pkt.
UniSheet, 0.5 mm thick, can be labeled with THERMOMARK CARD				
88-section, lettering field size: 8.8 x 15 mm	white	**US-EMP (8,8X15)**	**0830293**	10
	yellow	**US-EMP (8,8X15) YE**	**0830426**	10
	red	**US-EMP (8,8X15) RD**	**0830428**	10
	silver	**US-EMP (8,8X15) SR**	**0830427**	10
54-section, lettering field size: 17 x 15 mm	white	**US-EMP (17X15)**	**0828774**	10
	yellow	**US-EMP (17X15) YE**	**0828842**	10
	silver	**US-EMP (17X15) SR**	**0828843**	10
27-section, lettering field size: 27 x 15 mm	white	**US-EMP (27X15)**	**0828777**	10
	yellow	**US-EMP (27X15) YE**	**0828848**	10
	silver	**US-EMP (27X15) SR**	**0828849**	10
24-section, lettering field size: 35 x 15 mm	white	**US-EMP (35X15)**	**0830295**	10
	yellow	**US-EMP (35X15) YE**	**0830307**	10
	red	**US-EMP (35X15) RD**	**0830309**	10
	silver	**US-EMP (35X15) SR**	**0830308**	10
18-section, lettering field size: 49 x 15 mm	white	**US-EMP (49X15)**	**0828780**	10
	yellow	**US-EMP (49X15) YE**	**0828854**	10
	silver	**US-EMP (49X15) SR**	**0828855**	10
16-section, lettering field size: 52.5 x 15 mm	white	**US-EMP (52,5X15)**	**0830296**	10
	yellow	**US-EMP (52,5X15) YE**	**0830310**	10
	red	**US-EMP (52,5X15) RD**	**0830312**	10
	silver	**US-EMP (52,5X15) SR**	**0830311**	10
9-section, lettering field size: 60 x 15 mm	white	**US-EMP (60X15)**	**0828781**	10
	yellow	**US-EMP (60X15) YE**	**0828856**	10
	silver	**US-EMP (60X15) SR**	**0828857**	10
8-section, lettering field size: 70 x 15 mm	white	**US-EMP (70X15)**	**0830297**	10
	yellow	**US-EMP (70X15) YE**	**0830313**	10
	red	**US-EMP (70X15) RD**	**0830315**	10
	silver	**US-EMP (70X15) SR**	**0830314**	10
9-section, lettering field size: 100 x 15 mm	white	**US-EMP (100X15)**	**0829521**	10
	yellow	**US-EMP (100X15) YE**	**0829522**	10
	silver	**US-EMP (100X15) SR**	**0829523**	10

Accessories

Profile, for screwing or riveting, 1000 mm long, for accommodating UC-.../US-... and EMT ... material with a height of 15 mm	gray	**CARRIER-EMP (1000X15) GY**	**0829366**	25
	transparent	**CARRIER-EMP (1000X15) TR**	**0829530**	25
Profile, self-adhesive, 1000 mm long, for accommodating UC-.../US-... and EMT ... material with a height of 15 mm	gray	**CARRIER/L-EMP (1000X15) GY**	**0829559**	25
	transparent	**CARRIER/L-EMP (1000X15) TR**	**0829560**	25
CARRIER cover, 1000 mm long	transparent	**CARRIER-EMP (1000X15) COVER**	**0829520**	25
Magazine, for THERMOMARK CARD..., for accommodating all US−... materials		**THERMOMARK CARD-US-MAG1**	**5146451**	1

UniSheet device marking that can be snapped into marker carriers

– All US-EMP ... device markers can also be supplied labeled according to customer requirements

Notes:

[1]) For ordering example, see page 359.

Labeled according to customer specifications



Unlabeled or labeled according to customer specifications

		Technical data	Technical data
General data			
Can be printed with:		-	THERMOMARK ROLL • THERMOMARK ROLL X1 • THERMOMARK X1.1 • THERMOMARK X1.2 • THERMOMARK S1.1
Material		PVC	Polyester
Inflammability class according to UL 94		V0	V0
Temperature range	[°C]	-30 ... 80	-40 ... 120
Wipe resistance		DIN EN 61010-1 (VDE 0411-1)	DIN EN 61010-1 (VDE 0411-1)
Components		Silicone-free	free from silicone and halogen

		Ordering data			Ordering data		
Description	Color	Type	Order No.	Pcs. / Pkt.	Type	Order No.	Pcs. / Pkt.
UniSheet, with self-adhesive plastic labels, 0.5 mm thick, **labeled acc. to customer specifications**[1])							
88-section, lettering field size: 8.8 x 15 mm	white	**US-EMP (8,8X15) CUS**	**0830349**	1			
	yellow	**US-EMP (8,8X15) YE CUS**	**0830350**	1			
	red	**US-EMP (8,8X15) RD CUS**	**0830352**	1			
	silver	**US-EMP (8,8X15) SR CUS**	**0830351**	1			
54-section, lettering field size: 17 x 15 mm	white	**US-EMP (17X15) CUS**	**0830025**	1			
	yellow	**US-EMP (17X15) YE CUS**	**0830026**	1			
	silver	**US-EMP (17X15) SR CUS**	**0830027**	1			
27-section, lettering field size: 27 x 15 mm	white	**US-EMP (27X15) CUS**	**0830036**	1			
	yellow	**US-EMP (27X15) YE CUS**	**0830037**	1			
	silver	**US-EMP (27X15) SR CUS**	**0830038**	1			
24-section, lettering field size: 35 x 15 mm	white	**US-EMP (35X15) CUS**	**0830353**	1			
	yellow	**US-EMP (35X15) YE CUS**	**0830354**	1			
	red	**US-EMP (35X15) RD CUS**	**0830356**	1			
	silver	**US-EMP (35X15) SR CUS**	**0830355**	1			
18-section, lettering field size: 49 x 15 mm	white	**US-EMP (49X15) CUS**	**0830049**	1			
	yellow	**US-EMP (49X15) YE CUS**	**0830050**	1			
	silver	**US-EMP (49X15) SR CUS**	**0830051**	1			
16-section, lettering field size: 52.5 x 15 mm	white	**US-EMP (52,5X15) CUS**	**0830357**	1			
	yellow	**US-EMP (52,5X15) YE CUS**	**0830358**	1			
	red	**US-EMP (52,5X15) RD CUS**	**0830360**	1			
	silver	**US-EMP (52,5X15) SR CUS**	**0830359**	1			
9-section, lettering field size: 60 x 15 mm	white	**US-EMP (60X15) CUS**	**0830052**	1			
	yellow	**US-EMP (60X15) YE CUS**	**0830053**	1			
	silver	**US-EMP (60X15) SR CUS**	**0830054**	1			
8-section, lettering field size: 70 x 15 mm	white	**US-EMP (70X15) CUS**	**0830361**	1			
	yellow	**US-EMP (70X15) YE CUS**	**0830362**	1			
	red	**US-EMP (70X15) RD CUS**	**0830364**	1			
	silver	**US-EMP (70X15) SR CUS**	**0830363**	1			
9-section, lettering field size: 100 x 15 mm	white	**US-EMP (100X15) CUS**	**0830061**	1			
	yellow	**US-EMP (100X15) YE CUS**	**0830062**	1			
	silver	**US-EMP (100X15) SR CUS**	**0830063**	1			
Insert strips, unprinted, 1 roll = 50 m, continuous, strip height: 15 mm	white				**EMT (EX15)R**	**0830671**	1
Insert strips, unprinted, 1 roll = 50 m, continuous, strip height: 15 mm, **marked according to customer specifications**	white				**EMT (EX15)R CUS**	**0830395**	1

UniSheet device marking for screwing or riveting

- The US-EMSP ... UniSheet labeling range includes markers that can be attached using screws or rivets
- The markers, which are supplied in uniform sheets, can be printed onto quickly, easily, and cost-effectively using the THERMOMARK CARD
- The perforated markers are easy to separate and can be easily fitted
- The sheets provide space for including function texts
- Labeling service: Phoenix Contact can custom-label all UniSheet markers in accordance with your requirements

Notes:

For corresponding rivets for fixing the US-EMSP ...., see page 370.

[1]) For ordering example, see page 359.

Can be printed with:

Thermal transfer for sheets and cards

PRINTED FOR YOU

Unlabeled or labeled according to customer specifications

Technical data

General data		
Can be printed with:		THERMOMARK CARD PLUS • THERMOMARK CARD
Material		PVC
Inflammability class according to UL 94		V0
Temperature range	[°C]	-30 ... 80
Wipe resistance		DIN EN 61010-1 (VDE 0411-1)
Components		Silicone-free

Ordering data

Description	Color	Type	Order No.	Pcs. / Pkt.
UniSheet, 0.5 mm thick, with mounting holes 3.2 mm in diameter				
4-section, lettering field size: 50 x 30 mm	white	**US-EMSP (50X30)**	**0828786**	10
	yellow	**US-EMSP (50X30) YE**	**0828927**	10
	silver	**US-EMSP (50X30) SR**	**0828928**	10
2-section, lettering field size: 75.6 x 54 mm	white	**US-EMSP (75,6X54)**	**0828787**	10
	yellow	**US-EMSP (75,6X54) YE**	**0828929**	10
	silver	**US-EMSP (75,6X54) SR**	**0828930**	10
2-section, lettering field size: 90 x 60 mm	white	**US-EMSP (90X60)**	**0828788**	10
	yellow	**US-EMSP (90X60) YE**	**0828931**	10
	silver	**US-EMSP (90X60) SR**	**0828932**	10
UniSheet, 0.5 mm thick, with mounting holes 3.2 mm in diameter, **labeled according to customer specifications**, 4-section, lettering field size: 50 x 30 mm[1])	white	**US-EMSP (50X30) CUS**	**0830064**	1
	yellow	**US-EMSP (50X30) YE CUS**	**0830065**	1
	yellow	**US-EMSP (50X30) SR CUS**	**0830066**	1
2-section, lettering field size: 75.6 x 54 mm	white	**US-EMSP (75,6X54) CUS**	**0830067**	1
	yellow	**US-EMSP (75,6X54) YE CUS**	**0830068**	1
	silver	**US-EMSP (75,6X54) SR CUS**	**0830069**	1
2-section, lettering field size: 90 x 60 mm	white	**US-EMSP (90X60) CUS**	**0830070**	1
	yellow	**US-EMSP (90X60) YE CUS**	**0830071**	1
	silver	**US-EMSP (90X60) SR CUS**	**0830072**	1

Accessories

Magazine, for THERMOMARK CARD..., for accommodating all US–... materials	**THERMOMARK CARD-US-MAG1**	**5146451**	1

UniSheet device marking for sticking on and additional screwing or riveting

- The US–EMLSP ... UniSheet labeling range includes adhesive markers which can also be attached with screws or rivets
- The markers, which are supplied in uniform sheets, can be printed onto quickly, easily, and cost-effectively using the THERMOMARK CARD
- The perforated markers are easy to separate and can be easily fitted
- The sheets provide space for including function texts
- Labeling service: Phoenix Contact can custom-label all UniSheet markers in accordance with your requirements

Notes:
For corresponding rivets for fixing the UC–EMLSP ..., see page 370.
For drilling diagrams, visit www.phoenixcontact.net/products.
[1]) For ordering example, see page 359.

Can be printed with:

Thermal transfer for sheets and cards

PRINTED FOR YOU

Unlabeled or labeled according to customer specifications

Technical data

General data		
Can be printed with:		THERMOMARK CARD PLUS • THERMOMARK CARD
Material		PVC
Inflammability class according to UL 94		V0
Temperature range	[°C]	-30 ... 80
Wipe resistance		DIN EN 61010-1 (VDE 0411-1)
Components		Silicone-free

Ordering data

Description	Color	Type	Order No.	Pcs. / Pkt.
UniSheet, with self-adhesive plastic labels, mounting holes with 3.2 mm diameter, 0.5 mm thick				
Lettering field size: 28 x 10 mm	white	**US-EMLSP (28X10)**	**0830343**	10
	yellow	**US-EMLSP (28X10) YE**	**0830344**	10
	silver	**US-EMLSP (28X10) SR**	**0830329**	10
UniSheet, with self-adhesive plastic labels, mounting holes with 3.2 mm diameter, 0.5 mm thick, **labeled according to customer specifications,** lettering field size: 28 x 10 mm[1])	white	**US-EMLSP (28X10) CUS**	**0830368**	1
	yellow	**US-EMLSP (28X10) YE CUS**	**0830369**	1
	silver	**US-EMLSP (28X10) SR CUS**	**0830370**	1

Accessories

Magazine, for THERMOMARK CARD..., for accommodating all US–... materials	**THERMOMARK CARD-US-MAG1**	**5146451**	1

UniSheet device marking, stick-on labels

- The US-EML ... UniSheet labeling ranges include markers for marking equipment in switchgear and systems manufacturing
- The markers, which are supplied in uniform sheets, can be printed onto quickly, easily, and cost-effectively using the THERMOMARK CARD
- The perforated markers and labels are easy to separate and can be easily fitted
- When used in conjunction with high-quality ink ribbons, they result in a highly resistant form of labeling that is suitable for harsh environments
- The sheets provide space for including function texts
- The US-EML ... material is UL-listed

Can be printed with:

Thermal transfer for sheets and cards

Technical data

General data		
Can be printed with:		THERMOMARK CARD PLUS • THERMOMARK CARD
Material		Polyester
Temperature range	[°C]	-40 ... 150
Wipe resistance		DIN EN 61010-1 (VDE 0411-1)
Components		free from silicone and halogen

Ordering data

Description	Color	Type	Order No.	Pcs. / Pkt.
UniSheet, with self-adhesive labels				
80-section, lettering field size: 17.5 x 8 mm	white	**US-EML (17,5X8)**	**0800461**	10
	yellow	**US-EML (17,5X8) YE**	**0800463**	10
64-section, lettering field size: 20 x 8 mm	white	**US-EML (20X8)**	**0800458**	10
	yellow	**US-EML (20X8) YE**	**0800460**	10
34-section, lettering field size: 104 x 3.8 mm	white	**US-EML (104X3,8)**	**0800464**	10
1-section, lettering field size: 104 x 140 mm	white	**US-EML (104X140)**	**0800465**	10
	yellow	**US-EML (104X140) YE**	**0800467**	10
	silver	**US-EML (104X140) SR**	**0800466**	10

Accessories

Magazine, for THERMOMARK CARD..., for accommodating all US–... materials	**THERMOMARK CARD-US-MAG1**	**5146451**	1

UniSheet - stick-on combi labels, unprinted

The unlabeled US-EMLF ... combi labels on US ... cards allow you to create custom information signs. A variety of symbols which conform to ISO 7010 are available in the CLIP PROJECT software. The markers offer the following features:

- High adhesive strength
- Suitable for indoor and outdoor use
- The markers conform to the ISO 7010 international standard
- The markers can be printed in various colors with the THERMOMARK CARD PLUS
- When used in conjunction with high-quality ink ribbons, a resistant form of labeling is produced, which is even suitable for harsh environments
- The markers, which are supplied in uniform sheets, can be labeled quickly, easily, and cost-effectively using the THERMOMARK CARD PLUS
- The format automatically ensures printing with a high level of positional accuracy
- The perforated markers are easy to separate

Notes:

[1]) For ordering example, see page 359.

Can be printed with:

Thermal transfer for sheets and cards

PRINTED FOR YOU

Unlabeled or labeled according to customer specifications

Technical data

General data	
Can be printed with:	THERMOMARK CARD PLUS • THERMOMARK CARD
Material	PVC
Temperature range [°C]	-40 ... 90
Wipe resistance	DIN EN 61010-1 (VDE 0411-1)
Components	Silicone-free

Ordering data

Description	Color	Type	Order No.	Pcs. / Pkt.
UniSheet, with self-adhesive labels, 2-section, lettering field size: 104 x 70 mm				
	white	**US-EMLF (104X70)**	**1014294**	10
	yellow	**US-EMLF (104X70) YE**	**1014295**	10
	blue	**US-EMLF (104X70) BU**	**1014296**	10
UniSheet, with self-adhesive labels, 1-section, lettering field size: 104 x 140 mm				
	white	**US-EMLF (104X140)**	**1014291**	10
	yellow	**US-EMLF (104X140) YE**	**1014292**	10
	blue	**US-EMLF (104X140) BU**	**1014293**	10
UniSheet, with self-adhesive labels, **labeled according to customer specifications,** 2-section, lettering field size: 104 x 70 mm[1])				
	white	**US-EMLF (104X70) CUS**	**1014300**	1
	yellow	**US-EMLF (104X70) YE CUS**	**1014301**	1
	blue	**US-EMLF (104X70) BU CUS**	**1014302**	1
UniSheet, with self-adhesive labels, **labeled according to customer specifications,** 1-section, lettering field size: 104 x 140 mm[1])				
	white	**US-EMLF (104X140) CUS**	**1014297**	1
	yellow	**US-EMLF (104X140) YE CUS**	**1014298**	1
	blue	**US-EMLF (104X140) BU CUS**	**1014299**	1

Accessories

Magazine, for THERMOMARK CARD..., for accommodating all US–... materials		**THERMOMARK CARD-US-MAG1**	**5146451**	1
Segmented ink ribbon, length: 60 m, width: 110 mm two segments in colors				
	black/red	**TM-RIBBON 110-TC BK/RD**	**1014403**	1
three segments in colors	black/red/yellow	**TM-RIBBON 110-TC BK/RD/YE**	**1014404**	1
four segments in colors	black/red/blue/yellow	**TM-RIBBON 110-TC BK/RD/BU/YE**	**1014405**	1

Stick-on device marking

- EML ... self-adhesive device markers have been specially developed to allow the marking of various types of operating equipment in control, system, and control cabinet engineering applications
- Precise printing quality and good adhesive properties
- If high-quality ink ribbons are used, the labeling is resistant to solvents, making it suitable for use even under harsh industrial conditions
- A wide range of marker sizes and colors is available for custom designs
- The special packaging protects rolls that have already been started from the dirt found in industrial environments
- The EML ... materials are UL-listed
- **Designation example:**
  EML (10X4)R...
  Lettering field size: 10 x 4 mm
  Type of packaging: roll

Notes:

The THERMOMARK ROLL–ERH external media hub is required for RL rolls, see Printers on page 38.

For additional label sizes, see the product area on our website at www.phoenixcontact.net/products.

Can be printed with:

Thermal transfer for rolls

Unlabeled, white

Technical data

General data		
Can be printed with:		THERMOMARK ROLL • THERMOMARK ROLL X1 • THERMOMARK X1.1 • THERMOMARK X1.2 • THERMOMARK S1.1
Material		Polyester
Temperature range	[°C]	-40 ... 150
Wipe resistance		DIN EN 61010-1 (VDE 0411-1)
Components		free from silicone and halogen

Ordering data

Description	Color	Type	Order No.	Pcs. / Pkt.
Labels				
10,000 labels p. roll		**EML (10X4)R**	**0815583**	1
10,000 labels p. roll		**EML (10X7)R**	**0816663**	1
2500 labels p. roll				
2500 labels p. roll		**EML (15X9)R**	**0815677**	1
2500 labels p. roll		**EML (16,5X5)R**	**0816702**	1
10,000 labels p. roll		**EML (16X7)R**	**0818001**	1
2500 labels p. roll		**EML (17,5X8)R**	**0816744**	1
2500 labels p. roll		**EML (19X6)R**	**0816760**	1
2500 labels p. roll				
2500 labels p. roll		**EML (20X8)R**	**0816786**	1
2500 labels p. roll				
2500 labels p. roll		**EML (25,4X12,7)R**	**0816825**	1
2500 labels p. roll				
2500 labels p. roll				
2500 labels p. roll				
2500 labels p. roll				
1000 labels p. roll				
2500 labels p. roll		**EML (30X20)R**	**0816922**	1
2500 labels p. roll		**EML (38X17)R**	**0816951**	1
1000 labels p. roll		**EML (40X8)R**	**0816980**	1
1000 labels p. roll				
1000 labels p. roll		**EML (40X25)R**	**0818027**	1
1000 labels p. roll		**EML (51X25)R**	**0817028**	1
1000 labels p. roll		**EML (70X32)R**	**0817060**	1
400 labels p. roll		**EML (70X50)R**	**0817099**	1
2500 labels p. roll		**EML (90X5)R**	**0817109**	1
300 labels p. roll		**EML (100X40)R**	**0800286**	1
300 labels p. roll		**EML (100X73)R**	**0817125**	1
250 labels p. roll		**EML (100X90)R**	**0817154**	1
Labels, on large roll				
10,000 labels p. roll		**EML (16,5X5)RL**	**0816113**	1
10,000 labels p. roll				
10,000 labels p. roll		**EML (25,4X12,7)RL**	**0816087**	1
10,000 labels p. roll		**EML (38,1X19)RL**	**0816171**	1
3000 labels p. roll		**EML (50,8X25,4)RL**	**0816184**	1
3000 labels p. roll		**EML (69,8X31,8)RL**	**0816197**	1
2500 labels p. roll				
1000 labels p. roll				
Labels, round, 17.5 mm diameter				
2500 labels p. roll		**EML (D17,5)R**	**0815774**	1
Continuous labels, on large roll				
Width: 37 mm, length: 90 m	transparent	**EML (37XE)RL TR**	**0815716**	1
Continuous labels, on large roll, length: 90 m				
Width: 100 mm, length: 90 m				

Unlabeled, yellow

Unlabeled, silver

Technical data

THERMOMARK ROLL • THERMOMARK ROLL X1 • THERMOMARK X1.1 • THERMOMARK X1.2 • THERMOMARK S1.1
Polyester
-40 ... 150
DIN EN 61010-1 (VDE 0411-1)
free from silicone and halogen

Ordering data

Type	Order No.	Pcs. / Pkt.
EML (10X7)R YE	0816676	1
EML (15X6) R YE	0819288	1
EML (15X9)R YE	0816045	1
EML (16,5X5)R YE	0816728	1
EML (16X7)R YE	0816731	1
EML (17,5X8)R YE	0816757	1
EML (20X7)R YE	0816773	1
EML (20X8)R YE	0816799	1
EML (25,4X12,7)R YE	0816838	1
EML (26,5X17,5)R YE	0816896	1
EML (30X20)R YE	0816935	1
EML (40X25)R YE	0816977	1
EML (51X25)R YE	0817031	1
EML (70X32)R YE	0817073	1
EML (100X73)R YE	0817138	1
EML (16,5X5)RL YE	0816126	1
EML (17,5X8)RL YE	0816139	1
EML (18X7)RL YE	0802733	1
EML (76,2X6,5)RL YE	0816207	1

Technical data

THERMOMARK ROLL • THERMOMARK ROLL X1 • THERMOMARK X1.1 • THERMOMARK X1.2 • THERMOMARK S1.1
Polyester
-40 ... 150
DIN EN 61010-1 (VDE 0411-1)
free from silicone and halogen

Ordering data

Type	Order No.	Pcs. / Pkt.
EML (15X9)R SR	0816032	1
EML (21,5X21,5)R SR	0816812	1
EML (26,5X7,5)R SR	0816841	1
EML (26,5X12)R SR	0816854	1
EML (26,5X17,5)R SR	0816883	1
EML (26,5X18,5)R SR	0816906	1
EML (26,5X26,5)R SR	0816919	1
EML (40X15)R SR	0815729	1
EML (51X25)R SR	0817002	1
EML (70X32)R SR	0817057	1
EML (70X50)R SR	0817086	1
EML (100X40)R SR	0802697	1
EML (100X73)R SR	0817112	1
EML (100X90)R SR	0817141	1
EML (101,6X25,4)RL SR	0815790	1
EML (100XE)RL SR	0815787	1

Stick-on device marking

Labeled acc. to customer specifications, white

- All EML ... labels can also be supplied labeled according to customer requirements
- The EML ... materials are UL-listed
- **Designation example:**
  EML (10X4)R…
  Lettering field size: 10 x 4 mm

Notes:
For additional label sizes, visit www.phoenixcontact.net/products.
[1]) For ordering example, see page 359.

Technical data

General data		
Material		Polyester
Temperature range	[°C]	-40 ... 150
Wipe resistance		DIN EN 61010-1 (VDE 0411-1)
Components		free from silicone and halogen

Ordering data

Description	Type	Order No.	Pcs. / Pkt.
Labels, labeled according to customer requirements[1])			
8 labels per strip	**EML (10X4)R CUS**	**0824289**	1
8 labels per strip	**EML (10X7)R CUS**	**0824290**	1
8 labels per strip			
8 labels per strip	**EML (15X9)R CUS**	**0824294**	1
5 labels per strip	**EML (16,5X5)R CUS**	**0824297**	1
5 labels per strip	**EML (16X7)R CUS**	**0824301**	1
5 labels per strip	**EML (17,5X8)R CUS**	**0824303**	1
4 labels per strip	**EML (19X6)R CUS**	**0824306**	1
4 labels per strip			
4 labels per strip	**EML (20X8)R CUS**	**0824309**	1
4 labels per strip			
3 labels per strip	**EML (25,4X12,7)R CUS**	**0824313**	1
3 labels per strip			
3 labels per strip			
3 labels per strip			
3 labels per strip			
3 labels per strip			
3 labels per strip	**EML (30X20)R CUS**	**0824323**	1
2 labels per strip	**EML (38X17)R CUS**	**0824328**	1
2 labels per strip	**EML (40X8)R CUS**	**0824332**	1
2 labels per strip			
2 labels per strip	**EML (40X25)R CUS**	**0824330**	1
2 labels per strip	**EML (51X25)R CUS**	**0824335**	1
1 label per strip	**EML (70X32)R CUS**	**0824340**	1
1 label per strip	**EML (70X50)R CUS**	**0824343**	1
1 label per strip	**EML (90X5)R CUS**	**0824346**	1
1 label per strip	**EML (100X40)R CUS**	**0802698**	1
1 label per strip	**EML (100X73)R CUS**	**0824282**	1
1 label per strip	**EML (100X90)R CUS**	**0824285**	1
Labels, labeled according to customer requirements[1])			
2 labels per strip	**EML (38,1X19)RL CUS**	**0824327**	1
1 label per strip	**EML (50,8X25,4)RL CUS**	**0824333**	1
1 label per strip	**EML (69,8X31,8)RL CUS**	**0824339**	1
4 labels per strip			
1 label per strip			
1 label per strip			
Labels, round, 17.5 mm diameter, **labeled acc. to customer specifications**[1])			
4 labels per strip	**EML (D17,5)R CUS**	**0824347**	1

PRINTED FOR YOU

Labeled acc. to customer specifications, yellow

Technical data

Polyester
-40 ... 150
DIN EN 61010-1 (VDE 0411-1)
free from silicone and halogen

Ordering data

Type	Order No.	Pcs. / Pkt.
EML (10X7)R YE CUS	0824291	1
EML (15X6) R YE CUS	0824348	1
EML (15X9)R YE CUS	0824296	1
EML (16,5X5)R YE CUS	0824298	1
EML (16X7)R YE CUS	0824302	1
EML (17,5X8)R YE CUS	0824304	1
EML (20X7)R YE CUS	0824308	1
EML (20X8)R YE CUS	0824310	1
EML (25,4X12,7)R YE CUS	0824314	1
EML (26,5X17,5)R YE CUS	0824319	1
EML (30X20)R YE CUS	0824324	1
EML (40X25)R YE CUS	0824331	1
EML (51X25)R YE CUS	0824337	1
EML (70X32)R YE CUS	0824342	1
EML (100X73)R YE CUS	0824284	1
EML (18X7)RL YE CUS	0802734	1
EML (76,2X6,5)RL YE CUS	0824345	1

PRINTED FOR YOU

Labeled acc. to customer specifications, silver

Technical data

Polyester
-40 ... 150
DIN EN 61010-1 (VDE 0411-1)
free from silicone and halogen

Ordering data

Type	Order No.	Pcs. / Pkt.
EML (15X9)R SR CUS	0824295	1
EML (21,5X21,5)R SR CUS	0824312	1
EML (26,5X7,5)R SR CUS	0824322	1
EML (26,5X12)R SR CUS	0824315	1
EML (26,5X17,5)R SR CUS	0824318	1
EML (26,5X18,5)R SR CUS	0824320	1
EML (26,5X26,5)R SR CUS	0824321	1
EML (40X15)R SR CUS	0824329	1
EML (51X25)R SR CUS	0824336	1
EML (70X32)R SR CUS	0824341	1
EML (70X50)R SR CUS	0824344	1
EML (100X40)R SR CUS	0828993	1
EML (100X73)R SR CUS	0824283	1
EML (100X90)R SR CUS	0824286	1
EML (101,6X25,4)RL SR CUS	0824288	1

Stick-on device marking

- The EMLP ... self-adhesive markers meet the same standards as the engraved labels
- Quick and cost-effective labeling with THERMOMARK ... printers
- High-quality appearance
- High level of resistance to chemical and mechanical effects
- Primarily used for marking electrical components, devices, and buttons
- **Designation example: EMLP(13x9)R**
  Lettering field size: 13 x 9 mm
  Type of packaging: roll
- Labeling service: Phoenix Contact can custom-label all EMLP ... markers in accordance with your requirements

Notes:

[1]) For ordering example, see page 359.

Can be printed with:

Thermal transfer for rolls

Unlabeled or labeled according to customer specifications

Technical data

General data		
Can be printed with:		THERMOMARK ROLL • THERMOMARK ROLL X1 • THERMOMARK X1.1 • THERMOMARK X1.2 • THERMOMARK S1.1
Material		Polyester
Temperature range	[°C]	-40 ... 120
Wipe resistance		DIN EN 61010-1 (VDE 0411-1)
Components		free from silicone and halogen

Ordering data

Description	Color	Type	Order No.	Pcs. / Pkt.
Markers				
500 markers p. roll	white	**EMLP (13X9)R**	**0819453**	1
500 markers p. roll	white	**EMLP (17X7)R**	**0826844**	1
500 markers p. roll	white	**EMLP (17,5X12)R**	**0819466**	1
3000 markers p. roll	white	**EMLP (17,5X15)R**	**0802684**	1
500 markers p. roll	white	**EMLP (20X7)R**	**0819479**	1
500 markers p. roll	white	**EMLP (20X8)R**	**0819482**	1
500 markers p. roll	white	**EMLP (22X12)R**	**0819495**	1
500 markers p. roll	white	**EMLP (45X15)R**	**0801820**	1
500 markers p. roll	white	**EMLP (45X25)R**	**0802727**	1
250 markers p. roll	white	**EMLP (60X30)R**	**0819505**	1
500 markers p. roll	white	**EMLP (65X25)R**	**0802728**	1
3000 markers p. roll	silver	**EMLP (17,5X15)R SR**	**0802685**	1
500 markers p. roll	silver	**EMLP (27X8)R SR**	**0819518**	1
500 markers p. roll	silver	**EMLP (27X12,5)R SR**	**0819521**	1
500 markers p. roll	silver	**EMLP (27X18)R SR**	**0819534**	1
500 markers p. roll	silver	**EMLP (22X22)R SR**	**0825528**	1
500 markers p. roll	silver	**EMLP (27X27)R SR**	**0827467**	1
500 markers p. roll	silver	**EMLP (45X15)R SR**	**0819547**	1
250 markers p. roll	silver	**EMLP (60X30)R SR**	**0801729**	1
Markers, labeled acc. to customer specifications[1])				
4 markers per strip	white	**EMLP (13X9)R CUS**	**0824354**	1
2 markers per strip	white	**EMLP (17X7)R CUS**	**0827083**	1
2 markers per strip	white	**EMLP (17,5X12)R CUS**	**0824355**	1
6 markers per strip	white	**EMLP (17,5X15)R CUS**	**0802690**	1
2 markers per strip	white	**EMLP (20X7)R CUS**	**0824356**	1
2 markers per strip	white	**EMLP (20X8)R CUS**	**0824357**	1
2 markers per strip	white	**EMLP (22X12)R CUS**	**0824358**	1
1 marker per strip	white	**EMLP (45X15)R CUS**	**0828990**	1
1 marker per strip	white	**EMLP (45X25)R CUS**	**0802730**	1
1 marker per strip	white	**EMLP (60X30)R CUS**	**0824363**	1
1 marker per strip	white	**EMLP (65X25)R CUS**	**0802731**	1
6 markers per strip	silver	**EMLP (17,5X15)R SR CUS**	**0802691**	1
2 markers per strip	silver	**EMLP (22X22)R SR CUS**	**0827475**	1
2 markers per strip	silver	**EMLP (27X8)R SR CUS**	**0824361**	1
2 markers per strip	silver	**EMLP (27X12,5)R SR CUS**	**0824359**	1
2 markers per strip	silver	**EMLP (27X18)R SR CUS**	**0824360**	1
2 markers per strip	silver	**EMLP (27X27)R SR CUS**	**0827469**	1
2 markers per strip	silver	**EMLP (45X15)R SR CUS**	**0824362**	1
1 marker per strip	silver	**EMLP (60X30)R SR CUS**	**0830398**	1

Stick-on device marking, continuous

- The EMLP Ex... self-adhesive continuous markers are equivalent to engraved labels
- Quick and cost-effective labeling with THERMOMARK ... printers
- High-quality appearance
- High level of resistance to chemical and mechanical effects
- Primarily used for marking electrical components, devices, and buttons
- **Designation example: EMLP(13x9)R**
  Lettering field size: 13 x 9 mm
  Type of packaging: roll
- Labeling service: Phoenix Contact can custom-label all EMLP ... markers in accordance with your requirements

Notes:

[1]) For ordering example, see page 359.

Can be printed with:

Thermal transfer for rolls

PRINTED FOR YOU

Unlabeled or labeled according to customer specifications

Technical data

General data		
Can be printed with:		THERMOMARK ROLL • THERMOMARK ROLL X1 • THERMOMARK X1.1 • THERMOMARK X1.2 • THERMOMARK S1.1
Material		Polyester
Temperature range	[°C]	-40 ... 120
Wipe resistance		DIN EN 61010-1 (VDE 0411-1)
Components		free from silicone and halogen

Ordering data

Description	Color	Type	Order No.	Pcs. / Pkt.
Continuous roll				
Width: 15 mm, length: 40 m	white	**EMLP (EX15)R**	**0802686**	1
Width: 30 mm, length: 40 m	white	**EMLP (EX30)R**	**0802688**	1
Width: 15 mm, length: 40 m	silver	**EMLP (EX15)R SR**	**0802687**	1
Width: 30 mm, length: 40 m	silver	**EMLP (EX30)R SR**	**0802689**	1
Continuous roll, labeled according to customer specifications[1])				
Width: 15 mm, length: 40 m	white	**EMLP (EX15)R CUS**	**0802692**	1
Width: 30 mm, length: 40 m	white	**EMLP (EX30)R CUS**	**0802695**	1
Width: 15 mm, length: 40 m	silver	**EMLP (EX15)R SR CUS**	**0802694**	1
Width: 30 mm, length: 40 m	silver	**EMLP (EX30)R SR CUS**	**0802696**	1

Stick-on device marking, for 24 mm buttons

- The EMLP 24 ... self-adhesive markers are ideal for marking electrical buttons
- Quick and cost-effective labeling with THERMOMARK ... printers
- High-quality appearance
- High level of resistance to chemical and mechanical effects
- Labeling service: Phoenix Contact can custom-label all EMLP ... markers in accordance with your requirements

Notes:

[1]) For ordering example, see page 359.

Can be printed with:

Thermal transfer for rolls

Unlabeled or labeled according to customer specifications

Technical data

General data		
Can be printed with:		THERMOMARK ROLL • THERMOMARK ROLL X1 • THERMOMARK X1.1 • THERMOMARK X1.2 • THERMOMARK S1.1
Material		Polyester
Temperature range	[°C]	-40 ... 120
Wipe resistance		DIN EN 61010-1 (VDE 0411-1)
Components		free from silicone and halogen

Ordering data

Description	Color	Type	Order No.	Pcs. / Pkt.
Markers for 24 mm buttons, can be labeled with thermal transfer printer				
500 markers p. roll	white	**EMLP 24 (30X12)R**	**0819550**	1
500 markers p. roll	silver	**EMLP 24 (30X12)R SR**	**0819563**	1
500 markers p. roll	red	**EMLP 24 (30X12)R RD**	**0819576**	1
500 markers p. roll	green	**EMLP 24 (30X12)R GN**	**0819589**	1
Markers for 24 mm buttons, labeled acc. to customer specifications[1])				
2 markers per strip	white	**EMLP 24 (30X12)R CUS**	**0824367**	1
2 markers per strip	silver	**EMLP 24 (30X12)R SR CUS**	**0824370**	1
2 markers per strip	green	**EMLP 24 (30X12)R GN CUS**	**0824368**	1
2 markers per strip	red	**EMLP 24 (30X12)R RD CUS**	**0824369**	1

N

Stick-on device marking, for 30 mm buttons

- The EMLP 30 ... self-adhesive markers are ideal for marking electrical buttons
- Quick and cost-effective labeling with THERMOMARK ... printers
- High-quality appearance
- High level of resistance to chemical and mechanical effects
- Labeling service: Phoenix Contact can custom-label all EMLP ... markers in accordance with your requirements

Notes:

If using THERMOMARK ROLL,
use the external ROLL-ERH media hub.

Can be printed with:

Thermal transfer for rolls

PRINTED FOR YOU

Unlabeled or labeled according to customer specifications

Technical data

General data		
Can be printed with:		THERMOMARK ROLL • THERMOMARK ROLL X1 • THERMOMARK X1.1 • THERMOMARK X1.2 • THERMOMARK S1.1
Material		Polyester
Temperature range	[°C]	-40 ... 120
Wipe resistance		DIN EN 61010-1 (VDE 0411-1)
Components		free from silicone and halogen

Ordering data

Description	Color	Type	Order No.	Pcs. / Pkt.
Markers for 30 mm buttons, can be labeled with thermal transfer printers				
500 markers p. roll	white	**EMLP 30(45X10)R**	**0801855**	1
500 markers p. roll	yellow	**EMLP 30(45X10)R YE**	**0801857**	1
500 markers p. roll	black	**EMLP 30(45X10)R BK**	**0801858**	1
1 marker per strip	white	**EMLP 30(45X10)R CUS**	**0802007**	1
1 marker per strip	yellow	**EMLP 30(45X10)R YE CUS**	**0802008**	1
1 marker per strip	yellow	**EMLP 30(45X10)R BK CUS**	**0802009**	1

Highly flexible PVC stick-on device marking

- Highly flexible, soft PVC label that adapts well to uneven surfaces
- Extremely high-quality appearance
- Outdoor-durable for up to eight years when subject to a temperature range of -50°C to 90°C
- Labeling service: Phoenix Contact can custom-label all EMLF ... markers in accordance with your requirements

Notes:

[1]) For ordering example, see page 359.

Can be printed with:

Thermal transfer for rolls

Unlabeled or labeled according to customer specifications

Technical data

General data		
Can be printed with:		THERMOMARK ROLL • THERMOMARK ROLL X1 • THERMOMARK X1.1 • THERMOMARK X1.2 • THERMOMARK S1.1
Material		PVC
Temperature range	[°C]	-40 ... 90
Wipe resistance		DIN EN 61010-1 (VDE 0411-1)

Ordering data

Description	Color	Type	Order No.	Pcs. / Pkt.
Continuous label, width: 108 mm, length: 40 m				
	white	**EMLF (108XE)R**	**0800549**	1
	yellow	**EMLF (108XE)R YE**	**0800550**	1
	silver	**EMLF (108XE)R SR**	**0800551**	1
	transparent	**EMLF (108XE)R TR**	**0800552**	1
Continuous label, labeled acc. to customer specifications[1])				
	white	**EMLF (108XE)R CUS**	**0830183**	1
	yellow	**EMLF (108XE)R YE CUS**	**0830184**	1
	silver	**EMLF (108XE)R SR CUS**	**0830185**	1
	transparent	**EMLF (108XE)R TR CUS**	**0830186**	1

Highly flexible stick-on textile foil

- Textile foil with extremely low restoring forces
- Enables labels to be stuck over edges and curves
- Halogen-free material
- Outdoor-durable for one to two years when subject to a temperature range of -40°C to +150°C
- Labeling service: Phoenix Contact can custom-label all EMLC ... markers in accordance with your requirements

Notes:

[1]) For ordering example, see page 359.

Can be printed with:

Thermal transfer for rolls

Unlabeled or labeled according to customer specifications

Technical data

General data		
Can be printed with:		THERMOMARK ROLL • THERMOMARK ROLL X1 • THERMOMARK X1.1 • THERMOMARK X1.2 • THERMOMARK S1.1
Material		PA
Temperature range	[°C]	-40 ... 150
Wipe resistance		DIN EN 61010-1 (VDE 0411-1)
Components		free from silicone and halogen

Ordering data

Description	Color	Type	Order No.	Pcs. / Pkt.
Fabric label				
10,000 labels p. roll	white	**EMLC (5,5X20)R**	**0817617**	1
5000 labels p. roll	white	**EMLC (5,5X40)R**	**0817620**	1
2500 labels p. roll	yellow	**EMLC (15X9)R YE**	**0800236**	1
2500 labels p. roll	yellow	**EMLC (17,5X8)R YE**	**0800237**	1
2500 labels p. roll	white	**EMLC (20X8)R**	**0815680**	1
2500 labels p. roll	yellow	**EMLC (20X8)R YE**	**0800235**	1
10,000 labels p. roll	yellow	**EMLC (20X8)RL YE**	**0815800**	1
2500 labels p. roll	yellow	**EMLC (25X8)R YE**	**0800240**	1
2500 labels p. roll	yellow	**EMLC (25,4X12,7)R YE**	**0800238**	1
1000 labels p. roll	yellow	**EMLC (38X17)R YE**	**0800557**	1
1000 labels p. roll	white	**EMLC (40X8)R**	**0800554**	1
1000 labels p. roll	yellow	**EMLC (40X8)R YE**	**0800555**	1
750 labels p. roll	yellow	**EMLC (51X25)R YE**	**0800558**	1
Fabric label, labeled according to customer requirements[1])				
12 labels per strip	white	**EMLC (5,5X20)R CUS**	**0824350**	1
12 labels per strip	white	**EMLC (5,5X40)R CUS**	**0824351**	1
4 labels per strip	yellow	**EMLC (15X9)R YE CUS**	**0830158**	1
5 labels per strip	yellow	**EMLC (17,5X8)R YE CUS**	**0830159**	1
4 labels per strip	white	**EMLC (20X8)R CUS**	**0824352**	1
4 labels per strip	yellow	**EMLC (20X8)R YE CUS**	**0830157**	1
2 labels per strip	yellow	**EMLC (25X8)R YE CUS**	**0830161**	1
2 labels per strip	yellow	**EMLC (25,4X12,7)R YE CUS**	**0830160**	1
2 labels per strip	white	**EMLC (40X8)R CUS**	**0830162**	1
1 label per strip	yellow	**EMLC (40X8)R YE CUS**	**0830163**	1
2 labels per strip	yellow	**EMLC (38X17)R YE CUS**	**0830164**	1
1 label per strip	yellow	**EMLC (51X25)R YE CUS**	**0830165**	1

Device marking for sticking onto rough or structured surfaces

The EML−HA ... self-adhesive device markers have excellent adhesive properties on rough, structured, and low-energy surfaces, thanks to their special adhesive.

- Precise printing quality and good adhesive properties
- If high-quality ink ribbons are used, the labeling is resistant to solvents, making it suitable for use even under harsh industrial conditions
- A wide range of different marker sizes is available in white and silver for custom designs
- The special packaging protects rolls that have already been started from the dirt found in industrial environments
- Labeling service: Phoenix Contact can custom-label all EML−HA ... labels according to your requirements
- The labeling material is UL listed
- **Designation example:**
  EML-HA (15x9)R
  Lettering field size: 15 x 9 mm
  Type of packaging: roll

Notes:

[1]) For ordering example, see page 359.

Can be printed with:

Thermal transfer for rolls

Unlabeled, white

Technical data

General data		
Can be printed with:		THERMOMARK ROLL • THERMOMARK ROLL X1 • THERMOMARK X1.1 • THERMOMARK X1.2 • THERMOMARK S1.1
Material		Polyester
Temperature range	[°C]	-40 ... 150
Wipe resistance		DIN EN 61010-1 (VDE 0411-1)
Components		free from silicone and halogen

Ordering data

Description	Type	Order No.	Pcs. / Pkt.
Label, for rough plastic surfaces, highly adhesive			
2500 labels p. roll	**EML-HA (15X9)R**	**0830600**	1
2500 labels p. roll	**EML-HA (19X6)R**	**0830601**	1
2500 labels p. roll	**EML-HA (20X20)R**	**0830602**	1
2500 labels p. roll	**EML-HA (26,5X12)R**	**0830603**	1
2500 labels p. roll	**EML-HA (40X8)R**	**0830604**	1
1000 labels p. roll	**EML-HA (40X15)R**	**0830605**	1
1000 labels p. roll	**EML-HA (51X25)R**	**0830729**	1
1000 labels p. roll	**EML-HA (60X30)R**	**0830606**	1
1000 labels p. roll	**EML-HA (70X32)R**	**0830607**	1
1000 labels p. roll	**EML-HA (70X50)R**	**0830730**	1
250 labels p. roll	**EML-HA (70X150)R**	**0830608**	1
1000 labels p. roll	**EML-HA (76X51)R**	**0830609**	1
1000 labels p. roll	**EML-HA (85X32)R**	**0830610**	1
300 labels p. roll	**EML-HA (100X73)R**	**0830731**	1
250 labels p. roll	**EML-HA (100X90)R**	**0830732**	1
Label, for rough plastic surfaces, highly adhesive, **labeled according to customer specifications**[1])			
4 labels per strip			
4 labels per strip			
4 labels per strip			
2 labels per strip			
2 labels per strip			
2 labels per strip			
1 label per strip			
1 label per strip			
1 label per strip			
1 label per strip			
1 label per strip			
1 label per strip			
1 label per strip			
1 label per strip			
1 label per strip			

Unlabeled, silver

Labeled acc. to customer specifications, white

Labeled acc. to customer specifications, silver

Technical data

THERMOMARK ROLL • THERMOMARK ROLL X1 • THERMOMARK X1.1 • THERMOMARK X1.2 • THERMOMARK S1.1
Polyester
-40 ... 150
DIN EN 61010-1 (VDE 0411-1)
free from silicone and halogen

Ordering data

Type	Order No.	Pcs. / Pkt.
EML-HA (15X9)R SR	0830611	1
EML-HA (19X6)R SR	0830612	1
EML-HA (20X20)R SR	0830613	1
EML-HA (26,5X12)R SR	0830614	1
EML-HA (40X8)R SR	0830615	1
EML-HA (40X15)R SR	0830616	1
EML-HA (51X25)R SR	0830733	1
EML-HA (60X30)R SR	0830617	1
EML-HA (70X32)R SR	0830618	1
EML-HA (70X50)R SR	0830734	1
EML-HA (70X150)R SR	0830619	1
EML-HA (76X51)R SR	0830620	1
EML-HA (85X32)R SR	0830621	1
EML-HA (100X73)R SR	0830735	1
EML-HA (100X90)R SR	0830736	1

Technical data

-
Polyester
-40 ... 150
DIN EN 61010-1 (VDE 0411-1)
free from silicone and halogen

Ordering data

Type	Order No.	Pcs. / Pkt.
EML-HA (15X9)R CUS	0830622	1
EML-HA (19X6)R CUS	0830623	1
EML-HA (20X20)R CUS	0830624	1
EML-HA (26,5X12)R CUS	0830625	1
EML-HA (40X8)R CUS	0830626	1
EML-HA (40X15)R CUS	0830627	1
EML-HA (51X25)R CUS	0830737	1
EML-HA (60X30)R CUS	0830628	1
EML-HA (70X32)R CUS	0830629	1
EML-HA (70X50)R CUS	0830738	1
EML-HA (70X150)R CUS	0830630	1
EML-HA (76X51)R CUS	0830631	1
EML-HA (85X32)R CUS	0830632	1
EML-HA (100X73)R CUS	0830739	1
EML-HA (100X90)R CUS	0830740	1

Technical data

-
Polyester
-40 ... 150
DIN EN 61010-1 (VDE 0411-1)
free from silicone and halogen

Ordering data

Type	Order No.	Pcs. / Pkt.
EML-HA (15X9)R SR CUS	0830633	1
EML-HA (19X6)R SR CUS	0830634	1
EML-HA (20X20)R SR CUS	0830635	1
EML-HA (26,5X12)R SR CUS	0830636	1
EML-HA (40X8)R SR CUS	0830637	1
EML-HA (40X15)R SR CUS	0830638	1
EML-HA (51X25)R SR CUS	0830741	1
EML-HA (60X30)R SR CUS	0830639	1
EML-HA (70X32)R SR CUS	0830640	1
EML-HA (70X50)R SR CUS	0830742	1
EML-HA (70X150)R SR CUS	0830641	1
EML-HA (76X51)R SR CUS	0830642	1
EML-HA (85X32)R SR CUS	0830643	1
EML-HA (100X73)R SR CUS	0830743	1
EML-HA (100X90)R SR CUS	0830744	1

Stick-on device marking, for high-temperature applications

Can be printed with:

Thermal transfer for rolls

Unlabeled

- White polyimide labels with high level of temperature resistance
- Continuous temperature range of -40°C to +180°C, up to +300°C temporarily, for up to 60 seconds
- For marking PCBs, can be used in all industrial soldering processes
- High weathering and chemical resistance
- The labeling material is UL listed
- Protection against tampering: the labels cannot be removed without disintegrating
- **Designation example:**
  EML-HT (8x8)R
  Lettering field size: 8 x 8 mm
  Type of packaging: roll
- Single-web large roll with 8000 or 10,000 labels (see figure below)

Notes:

The THERMOMARK–RIBBON 110–EML-HT ink ribbon is required for marking EM-LHT... high-temperature labels, see Printers, page 39.

If large rolls are processed with the THERMOMARK ROLL, the external THERMOMARK ROLL-ERH media hub must be used.

[1]) For ordering example, see page 359.

Technical data

General data		
Can be printed with:		THERMOMARK ROLL • THERMOMARK ROLL X1 • THERMOMARK X1.1 • THERMOMARK X1.2 • THERMOMARK S1.1
Material		Polyimide
Temperature range	[°C]	-40 ... 180
Wipe resistance		DIN EN 61010-1 (VDE 0411-1)
Components		free from silicone and halogen

Ordering data

Description	Color	Type	Order No.	Pcs. / Pkt.
High-temperature labels				
4000 labels p. roll	white	**EML-HT (8X8)R**	**0800340**	1
4000 labels p. roll	white	**EML-HT (15X6)R**	**0830644**	1
4000 labels p. roll	white	**EML-HT (15X15)R**	**0800341**	1
4000 labels p. roll	white	**EML-HT (20X7)R**	**0830645**	1
4000 labels p. roll	white	**EML-HT (24X4)R**	**0830646**	1
4000 labels p. roll	white	**EML-HT (25X8)R**	**0830647**	1
2500 labels p. roll	white	**EML-HT (25,4X12,7)R**	**0830648**	1
2500 labels p. roll	white	**EML-HT (32X10)R**	**0830649**	1
2500 labels p. roll	white	**EML-HT (35X6,5)R**	**0830650**	1
1000 labels p. roll	white	**EML-HT (40X15)R**	**0800339**	1
2500 labels p. roll	white	**EML-HT (45X5)R**	**0800337**	1
1000 labels p. roll	white	**EML-HT (50X10)R**	**0800338**	1
1000 labels p. roll, round, 12 mm diameter	white	**EML-HT (D12)R**	**0801376**	1
High-temperature labels, on large roll				
10,000 labels p. roll	white			
10,000 labels p. roll	white			
8000 labels p. roll	white			
10,000 labels p. roll	white			
10,000 labels p. roll	white			
10,000 labels p. roll	white			
10,000 labels p. roll	white			
10,000 labels p. roll	white			
10,000 labels p. roll	white			
8000 labels p. roll	white			
10,000 labels p. roll	white			
10,000 labels p. roll	white			
High-temperature label, labeled acc. to customer specifications[1])				
4 labels per strip	white			
5 labels per strip	white			
4 labels per strip	white			
4 labels per strip	white			
2 labels per strip	white			
2 labels per strip	white			
3 labels per strip	white			
2 labels per strip	white			
2 labels per strip	white			
2 labels per strip	white			
4 labels per strip	white			
1 label per strip	white			

Accessories

Ink ribbon, specifically for high-temperature labels, EML-HT...	black	**THERMOMARK-RIBBON 110-EML-HT**	**0800342**	1

Unlabeled, on large roll

Labeled according to customer specifications

Technical data

THERMOMARK ROLL • THERMOMARK ROLL X1 • THERMOMARK X1.1 • THERMOMARK X1.2 • THERMOMARK S1.1
Polyimide
-40 ... 180
DIN EN 61010-1 (VDE 0411-1)
free from silicone and halogen

Ordering data

Type	Order No.	Pcs. / Pkt.
EML-HT (8X8)RL-T	0830651	1
EML-HT (15X6)RL-T	0830652	1
EML-HT (15X15)RL-T	0830653	1
EML-HT (20X7)RL-T	0830654	1
EML-HT (24X4)RL-T	0830655	1
EML-HT (25X8)RL-T	0830656	1
EML-HT (25,4X12,7)RL-T	0830657	1
EML-HT (32X10)RL-T	0830658	1
EML-HT (35X6,5)RL-T	0830659	1
EML-HT (40X15)RL-T	0830660	1
EML-HT (45X5)RL-T	0830661	1
EML-HT (50X10)RL-T	0830662	1

Accessories

THERMOMARK-RIBBON 110-EML-HT	0800342	1

Technical data

-
Polyimide
-40 ... 180
DIN EN 61010-1 (VDE 0411-1)
free from silicone and halogen

Ordering data

Type	Order No.	Pcs. / Pkt.
EML-HT (8X8)R CUS	0830169	1
EML-HT (15X6)R CUS	0830663	1
EML-HT (15X15)R CUS	0830170	1
EML-HT (20X7)R CUS	0830664	1
EML-HT (24X4)R CUS	0830665	1
EML-HT (25X8)R CUS	0830666	1
EML-HT (25,4X12,7)R CUS	0830667	1
EML-HT (32X10)R CUS	0830668	1
EML-HT (35X6,5)R CUS	0830669	1
EML-HT (40X15)R CUS	0830168	1
EML-HT (45X5)R CUS	0830166	1
EML-HT (50X10)R CUS	0830167	1

Accessories

N

Stick-on device marking, for ESD applications

- Safe marking for sensitive components on PCBs
- Static dissipative adhesive: prevents transmission of voltage and protects the component against electrostatic discharge
- Marking service: Phoenix Contact can custom-mark all EML-ESD ... markers according to your requirements
- **Designation example:**
  EML-ESD (8x8)R
  Lettering field size: 8 x 8 mm
  Type of packaging: roll

Notes:

If large rolls are processed with the THERMOMARK ROLL, the external THERMOMARK ROLL-ERH media hub must be used.

[1]) For ordering example, see page 359.

Can be printed with:

Thermal transfer for rolls

Unlabeled

Technical data

General data		
Can be printed with:		THERMOMARK ROLL • THERMOMARK ROLL X1 • THERMOMARK S1.1 • THERMOMARK X1.1 • THERMOMARK X1.2
Material		Polyester
Temperature range	[°C]	-40 ... 150
Wipe resistance		DIN EN 61010-1 (VDE 0411-1)
Components		free from silicone and halogen

Ordering data

Description	Color	Type	Order No.	Pcs. / Pkt.
Device marking, roll				
4000 labels p. roll	white	**EML-ESD (8X8)R**	**0830564**	1
4000 labels p. roll	white	**EML-ESD (15X6)R**	**0830565**	1
4000 labels p. roll	white	**EML-ESD (15X15)R**	**0830566**	1
4000 labels p. roll	white	**EML-ESD (20X7)R**	**0830567**	1
4000 labels p. roll	white	**EML-ESD (24X4)R**	**0830568**	1
4000 labels p. roll	white	**EML-ESD (25X8)R**	**0830569**	1
2500 labels p. roll	white	**EML-ESD (25,4X12,7)R**	**0830570**	1
2500 labels p. roll	white	**EML-ESD (32X10)R**	**0830571**	1
2500 labels p. roll	white	**EML-ESD (35X6,5)R**	**0830572**	1
2500 labels p. roll	white	**EML-ESD (40X15)R**	**0830573**	1
2500 labels p. roll	white	**EML-ESD (45X5)R**	**0830574**	1
1000 labels p. roll	white	**EML-ESD (50X10)R**	**0830575**	1
Device marking, roll				
10,000 labels p. roll	white			
10,000 labels p. roll	white			
8000 labels p. roll	white			
10,000 labels p. roll	white			
10,000 labels p. roll	white			
10,000 labels p. roll	white			
10,000 labels p. roll	white			
10,000 labels p. roll	white			
10,000 labels p. roll	white			
8000 labels p. roll	white			
10,000 labels p. roll	white			
10,000 labels p. roll	white			
Device marking, roll, **marked according to customer specifications**[1])				
4 labels per strip	white			
5 labels per strip	white			
4 labels per strip	white			
4 labels per strip	white			
2 labels per strip	white			
2 labels per strip	white			
3 labels per strip	white			
2 labels per strip	white			
2 labels per strip	white			
2 labels per strip	white			
2 labels per strip	white			
1 label per strip	white			

N

Unlabeled, on large roll

N

PRINTED FOR YOU

Labeled according to customer specifications

Technical data

THERMOMARK ROLL • THERMOMARK ROLL X1 • THERMOMARK S1.1 • THERMOMARK X1.1 • THERMOMARK X1.2
Polyester
-40 ... 150
DIN EN 61010-1 (VDE 0411-1)
free from silicone and halogen

Ordering data

Type	Order No.	Pcs. / Pkt.
EML-ESD (8X8)RL-T	0830576	1
EML-ESD (15X6)RL-T	0830577	1
EML-ESD (15X15)RL-T	0830578	1
EML-ESD (20X7)RL-T	0830579	1
EML-ESD (24X4)RL-T	0830580	1
EML-ESD (25X8)RL-T	0830581	1
EML-ESD (25,4X12,7)RL-T	0830582	1
EML-ESD (32X10)RL-T	0830583	1
EML-ESD (35X6,5)RL-T	0830584	1
EML-ESD (40X15)RL-T	0830585	1
EML-ESD (45X5)RL-T	0830586	1
EML-ESD (50X10)RL-T	0830587	1

Technical data

-
Polyester
-40 ... 150
DIN EN 61010-1 (VDE 0411-1)
free from silicone and halogen

Ordering data

Type	Order No.	Pcs. / Pkt.
EML-ESD (8X8)R CUS	0830588	1
EML-ESD (15X6)R CUS	0830589	1
EML-ESD (15X15)R CUS	0830590	1
EML-ESD (20X7)R CUS	0830591	1
EML-ESD (24X4)R CUS	0830592	1
EML-ESD (25X8)R CUS	0830593	1
EML-ESD (25,4X12,7)R CUS	0830594	1
EML-ESD (32X10)R CUS	0830595	1
EML-ESD (35X6,5)R CUS	0830596	1
EML-ESD (40X15)R CUS	0830597	1
EML-ESD (45X5)R CUS	0830598	1
EML-ESD (50X10)R CUS	0830599	1

Stick-on device marking, removable

N

Can be printed with:

Thermal transfer for rolls

Unlabeled

- Particularly suitable for temporary marking
- The labels adhere well and reliably, and can be removed easily and residue-free if required
- The labels cannot be reused following removal
- Marking service: Phoenix Contact can custom-mark all EML-RM ... markers according to your requirements
- **Designation example:**
  EML-RM (8x8)R
  Lettering field size: 8 x 8 mm
  Type of packaging: roll

Notes:

If large rolls are processed with the THERMOMARK ROLL, the external THERMOMARK ROLL-ERH media hub must be used.

[1]) For ordering example, see page 359.

Technical data

General data		
Can be printed with:		THERMOMARK ROLL • THERMOMARK ROLL X1 • THERMOMARK X1.1 • THERMOMARK X1.2 • THERMOMARK S1.1
Material		Polyester
Temperature range	[°C]	-40 ... 120
Wipe resistance		DIN EN 61010-1 (VDE 0411-1)
Components		free from silicone and halogen

Ordering data

Description	Color	Type	Order No.	Pcs. / Pkt.
Labels, removable				
4000 labels p. roll	white	**EML-RM (8X8)R**	**0830528**	1
4000 labels p. roll	white	**EML-RM (15X6)R**	**0830529**	1
4000 labels p. roll	white	**EML-RM (15X15)R**	**0830530**	1
4000 labels p. roll	white	**EML-RM (20X7)R**	**0830531**	1
4000 labels p. roll	white	**EML-RM (24X4)R**	**0830532**	1
4000 labels p. roll	white	**EML-RM (25X8)R**	**0830533**	1
2500 labels p. roll	white	**EML-RM (25,4X12,7)R**	**0830534**	1
2500 labels p. roll	white	**EML-RM (32X10)R**	**0830535**	1
2500 labels p. roll	white	**EML-RM (35X6,5)R**	**0830536**	1
2500 labels p. roll	white	**EML-RM (40X15)R**	**0830537**	1
2500 labels p. roll	white	**EML-RM (45X5)R**	**0830538**	1
1000 labels p. roll	white	**EML-RM (50X10)R**	**0830539**	1
Labels, on large roll, removable				
10,000 labels p. roll	white			
10,000 labels p. roll	white			
8000 labels p. roll	white			
10,000 labels p. roll	white			
10,000 labels p. roll	white			
10,000 labels p. roll	white			
10,000 labels p. roll	white			
10,000 labels p. roll	white			
10,000 labels p. roll	white			
8000 labels p. roll	white			
10,000 labels p. roll	white			
10,000 labels p. roll	white			
Labels, removable, **labeled according to customer specifications**[1])				
4 labels per strip	white			
5 labels per strip	white			
4 labels per strip	white			
4 labels per strip	white			
2 labels per strip	white			
2 labels per strip	white			
3 labels per strip	white			
2 labels per strip	white			
2 labels per strip	white			
2 labels per strip	white			
2 labels per strip	white			
1 label per strip	white			

Accessories

Ink ribbon, length: 300 m, width: 110 mm	black	**THERMOMARK-RIBBON 110**	**5145384**	1

N

Unlabeled, on large roll

N

PRINTED FOR YOU

Labeled according to customer specifications

Technical data

THERMOMARK ROLL • THERMOMARK ROLL X1 • THERMOMARK X1.1 • THERMOMARK X1.2 • THERMOMARK S1.1
Polyester
-40 ... 120
DIN EN 61010-1 (VDE 0411-1)
free from silicone and halogen

Ordering data

Type	Order No.	Pcs. / Pkt.
EML-RM (8X8)RL-T	0830540	1
EML-RM (15X6)RL-T	0830541	1
EML-RM (15X15)RL-T	0830542	1
EML-RM (20X7)RL-T	0830543	1
EML-RM (24X4)RL-T	0830544	1
EML-RM (25X8)RL-T	0830545	1
EML-RM (25,4X12,7)RL-T	0830546	1
EML-RM (32X10)RL-T	0830547	1
EML-RM (35X6,5)RL-T	0830548	1
EML-RM (40X15)RL-T	0830549	1
EML-RM (45X5)RL-T	0830550	1
EML-RM (50X10)RL-T	0830551	1

Accessories

THERMOMARK-RIBBON 110	5145384	1

Technical data

-
Polyester
-40 ... 120
DIN EN 61010-1 (VDE 0411-1)
free from silicone and halogen

Ordering data

Type	Order No.	Pcs. / Pkt.
EML-RM (8X8)R CUS	0830552	1
EML-RM (15X6)R CUS	0830553	1
EML-RM (15X15)R CUS	0830554	1
EML-RM (20X7)R CUS	0830555	1
EML-RM (24X4)R CUS	0830556	1
EML-RM (25X8)R CUS	0830557	1
EML-RM (25,4X12,7)R CUS	0830558	1
EML-RM (32X10)R CUS	0830559	1
EML-RM (35X6,5)R CUS	0830560	1
EML-RM (40X15)R CUS	0830561	1
EML-RM (45X5)R CUS	0830562	1
EML-RM (50X10)R CUS	0830563	1

Accessories

Stick-on device marking, with anti-tamper protection

- Tamper-proof label, can be used as a rating plate or seal, for example
- When peeled off, part of the metallic layer comes away, leaving behind a triangular pattern on both the label and the surface
- The safety function is reliable up to 80°C
- Labeling service: Phoenix Contact can custom-label all EMLS ... markers in accordance with your requirements
- The EMLS ... materials are UL-listed
- **Designation example:**
  EMLS (15x9)R SR
  Lettering field size: 15 x 9 mm
  Type of packaging: roll

Can be printed with:

Thermal transfer for rolls

Unlabeled

Technical data

General data		
Can be printed with:		THERMOMARK ROLL • THERMOMARK ROLL X1 • THERMOMARK X1.1 • THERMOMARK X1.2 • THERMOMARK S1.1
Material		Polyester
Temperature range	[°C]	-40 ... 150
Wipe resistance		DIN EN 61010-1 (VDE 0411-1)
Components		free from silicone and halogen

Ordering data

Description	Color	Type	Order No.	Pcs. / Pkt.
Safety labels				
2500 labels p. roll	silver	**EMLS (15X9)R SR**	**0800347**	1
2500 labels p. roll	silver	**EMLS (19X6)R SR**	**0800343**	1
1000 labels p. roll	silver	**EMLS (20X20)R SR**	**0800344**	1
1000 labels p. roll	silver	**EMLS (26,5X12)R SR**	**0800353**	1
1000 labels p. roll	silver	**EMLS (38,1X19)R SR**	**0800354**	1
1000 labels p. roll	silver	**EMLS (40X8)R SR**	**0800348**	1
1000 labels p. roll	silver	**EMLS (40X15)R SR**	**0800345**	1
500 labels p. roll	silver	**EMLS (60X30)R SR**	**0800355**	1
500 labels p. roll	silver	**EMLS (70X32)R SR**	**0800346**	1
100 labels p. roll	silver	**EMLS (70X150)R SR**	**0800351**	1
250 labels p. roll	silver	**EMLS (76X51)R SR**	**0800350**	1
250 labels p. roll	silver	**EMLS (85X32)R SR**	**0800356**	1

Stick-on device marking, with anti-tamper protection

– All EMLS ... device markers can also be supplied marked according to customer requirements

Notes:

[1]) For ordering example, see page 359.

Labeled according to customer specifications

Technical data

General data		
Material		Polyester
Temperature range	[°C]	-40 ... 150
Wipe resistance		DIN EN 61010-1 (VDE 0411-1)
Components		free from silicone and halogen

Ordering data

Description	Color	Type	Order No.	Pcs. / Pkt.
Safety label, labeled acc. to customer specifications[1])				
4 labels per strip	silver	**EMLS (15X9)R SR CUS**	**0830175**	1
4 labels per strip	silver	**EMLS (19X6)R SR CUS**	**0830171**	1
4 labels per strip	silver	**EMLS (20X20)R SR CUS**	**0830172**	1
2 labels per strip	silver	**EMLS (26,5X12)R SR CUS**	**0830179**	1
2 labels per strip	silver	**EMLS (38,1X19)R SR CUS**	**0830180**	1
2 labels per strip	silver	**EMLS (40X8)R SR CUS**	**0830176**	1
2 labels per strip	silver	**EMLS (40X15)R SR CUS**	**0830173**	1
1 label per strip	silver	**EMLS (60X30)R SR CUS**	**0830181**	1
1 label per strip	silver	**EMLS (70X32)R SR CUS**	**0830174**	1
1 label per strip	silver	**EMLS (70X150)R SR CUS**	**0830178**	1
1 label per strip	silver	**EMLS (76X51)R SR CUS**	**0830177**	1
1 label per strip	silver	**EMLS (85X32)R SR CUS**	**0830182**	1

Snap-in device markers for Axioline systems from Phoenix Contact

- EMT ... insert strips are available in different sizes for labeling the Axioline modules from Phoenix Contact
- EMT (62...)R insert strips are available in different sizes for labeling the Inline modules from Phoenix Contact
- Can be printed using all the thermal transfer printers available from Phoenix Contact
- Precise printing quality
- An overview of the devices that support labeling can be found starting on page 304

Notes:

[1]) For ordering example, see page 359.

Can be printed with:

Thermal transfer for rolls

PRINTED FOR YOU

Unlabeled or labeled according to customer specifications

Technical data

General data		
Can be printed with:		THERMOMARK ROLL • THERMOMARK ROLL X1 • THERMOMARK X1.1 • THERMOMARK X1.2 • THERMOMARK S1.1
Material		Polyester
Temperature range	[°C]	-40 ... 120
Wipe resistance		DIN EN 61010-1 (VDE 0411-1)
Components		free from silicone and halogen

Ordering data

Description	Color	Type	Order No.	Pcs. / Pkt.
Insert strips for Axioline modules 500 labels per roll, lettering field size: 35 x 28 mm	white	**EMT (35X28)R**	**0801602**	1
500 labels per roll, lettering field size: 35 x 28 mm	yellow	**EMT (35X28)R YE**	**0801603**	1
500 labels per roll, lettering field size: 35 x 46 mm	white	**EMT (35X46)R**	**0801604**	1
500 labels per roll, lettering field size: 35 x 46 mm	yellow	**EMT (35X46)R YE**	**0801605**	1
Insert strips for Inline modules, 500 labels per roll, lettering field size: 62 x 10 mm	white	**EMT (62X10)R**	**0800057**	1
500 labels per roll, lettering field size: 62 x 10 mm	yellow	**EMT (62X10)R YE**	**0800477**	1
250 labels per roll, lettering field size: 62 x 46 mm	white	**EMT (62X46)R**	**0800059**	1
250 labels per roll, lettering field size: 62 x 46 mm	yellow	**EMT (62X46)R YE**	**0800478**	1
Insert strips for Axioline modules, labeled according to customer specifications, 2 markers per strip, lettering field size: 35 x 28 mm[1])	white	**EMT (35X28)R CUS**	**0830391**	1
2 markers per strip, lettering field size: 35 x 28 mm	yellow	**EMT (35X28)R YE CUS**	**0830392**	1
2 markers per strip, lettering field size: 35 x 46 mm	white	**EMT (35X46)R CUS**	**0830393**	1
2 markers per strip, lettering field size: 35 x 46 mm	yellow	**EMT (35X46)R YE CUS**	**0830394**	1
Insert strips for Inline modules, labeled according to customer specifications, 1 marker per strip, lettering field size: 62 x 10 mm[1])	white	**EMT (62X10)R CUS**	**0830251**	1
1 marker per strip, lettering field size: 62 x 10 mm	yellow	**EMT (62X10)R YE CUS**	**0830252**	1
1 marker per strip, lettering field size: 62 x 46 mm	white	**EMT (62X46)R CUS**	**0830253**	1
1 marker per strip, lettering field size: 62 x 46 mm	yellow	**EMT (62X46)R YE CUS**	**0830254**	1

Device markers for Siemens ET 200SP controllers

- EMT ... insert strips are available for marking Siemens controllers
- Can be printed using all the thermal transfer printers available from Phoenix Contact
- Precise printing quality
- An overview of the devices that support labeling can be found starting on page 304

Notes:

For additional information on the use of Siemens devices, see the product area on our website at www.phoenixcontact.net/products.

[1]) For ordering example, see page 359.

Can be printed with:

Thermal transfer for rolls

Unlabeled or labeled according to customer specifications

Technical data

General data		
Can be printed with:		THERMOMARK ROLL • THERMOMARK ROLL X1 • THERMOMARK X1.1 • THERMOMARK X1.2 • THERMOMARK S1.1
Material		Polyester
Temperature range	[°C]	-40 ... 120
Wipe resistance		DIN EN 61010-1 (VDE 0411-1)
Components		free from silicone and halogen

Ordering data

Description	Color	Type	Order No.	Pcs. / Pkt.
Insert strips				
500 labels per roll, lettering field size: 31 x 12.5 mm	gray	**EMT (31X12,5)R GY**	**0801612**	1
500 labels per roll, lettering field size: 50 x 26 mm	white	**EMT (50X26)R**	**0800052**	1
500 labels per roll, lettering field size: 50 x 26 mm	turquoise	**EMT (50X26)R TQ**	**0800053**	1
500 labels per roll, lettering field size: 50 x 26 mm	yellow	**EMT (50X26)R YE**	**0800054**	1
500 labels per roll, lettering field size: 103 x 17 mm	white	**EMT (103X17)R**	**0800039**	1
500 labels per roll, lettering field size: 103 x 17 mm	turquoise	**EMT (103X17)R TQ**	**0800041**	1
500 labels per roll, lettering field size: 103 x 17 mm	yellow	**EMT (103X17)R YE**	**0800436**	1
500 labels per roll, lettering field size: 103 x 23 mm	white	**EMT (103X23)R**	**0800040**	1
500 labels per roll, lettering field size: 103 x 23 mm	yellow	**EMT (103X23)R YE**	**0800437**	1
500 labels per roll, lettering field size: 103 x 23 mm	turquoise	**EMT (103X23)R TQ**	**0800042**	1
Insert strips with two lettering field sizes per roll, with 250 of each size measuring: 50 and 27.5 x 12.8 mm	white	**EMT (50/28X13)R**	**0800049**	1
with 250 each of 50 x 12.8 mm and 27.5 x 12.8 mm	yellow	**EMT (50/28X13)R YE**	**0800438**	1
with 250 each of 50 x 12.8 mm and 27.5 x 12.8 mm	turquoise	**EMT (50/28X13)R TQ**	**0800050**	1
Insert strips, labeled according to customer specifications, 2 markers per strip, lettering field size: 31 x 12.5 mm[1])	gray	**EMT (31X12,5)R GY CUS**	**0830390**	1
2 markers per strip, lettering field size: 50 x 26 mm	white	**EMT (50X26)R CUS**	**0830248**	1
2 markers per strip, lettering field size: 50 x 26 mm	turquoise	**EMT (50X26)R TQ CUS**	**0830249**	1
2 markers per strip, lettering field size: 50 x 26 mm	yellow	**EMT (50X26)R YE CUS**	**0830250**	1
2 markers per strip, lettering field size: 103 x 17 mm	white	**EMT (103X17)R CUS**	**0830238**	1
2 markers per strip, lettering field size: 103 x 17 mm	turquoise	**EMT (103X17)R TQ CUS**	**0830239**	1
2 markers per strip, lettering field size: 103 x 17 mm	yellow	**EMT (103X17)R YE CUS**	**0830240**	1
2 markers per strip, lettering field size: 103 x 23 mm	white	**EMT (103X23)R CUS**	**0830241**	1
2 markers per strip, lettering field size: 103 x 23 mm	turquoise	**EMT (103X23)R TQ CUS**	**0830242**	1
2 markers per strip, lettering field size: 103 x 23 mm	yellow	**EMT (103X23)R YE CUS**	**0830243**	1
Insert strips with two lettering field sizes per roll, labeled according to customer specifications, with 250 each of 50 and 27.5 x 12.8 mm	white	**EMT (50/28X13)R CUS**	**0830245**	1
with 250 each of 50 x 12.8 mm and 27.5 x 12.8 mm	turquoise	**EMT (50/28X13)R TQ CUS**	**0830246**	1
with 250 each of 50 x 12.8 mm and 27.5 x 12.8 mm	yellow	**EMT (50/28X13)R YE CUS**	**0830247**	1

Stick-on device marking

– These labels have been specially developed for laser printers
– Can be printed on all commercially available laser printers
– The unperforated SK U ... sheets are available for custom label designs
– Labeling service: Phoenix Contact can custom-label all BMKL ... markers in accordance with your requirements

Notes:
Print image may vary depending on laser printer.
[1]) For ordering example, see page 359.

Can be printed with:

Laser

Unlabeled or labeled according to customer specifications

Technical data

General data		
Can be printed with:		Office printing systems
Material		Polyester
Temperature range	[°C]	-40 ... 100
Wipe resistance		DIN EN 61010-1 (VDE 0411-1)
Components		Silicone-free

Ordering data

Description	Color	Type	Order No.	Pcs. / Pkt.
Sheet of labels for laser printer, DIN A4				
1 sheet = 273 labels	white	**BMKL 12X12 WH**	**5032361**	10
1 sheet = 290 labels	white	**BMKL 15X 9 WH**	**0803663**	10
1 sheet = 396 labels	white	**BMKL 18X 6 WH**	**5032293**	10
1 sheet = 288 labels	white	**BMKL 18X 8 WH**	**5032329**	10
1 sheet = 224 labels	white	**BMKL 20X 8 WH**	**5032280**	10
1 sheet = 224 labels	white	**BMKL 25X 8 WH**	**5032332**	10
1 sheet = 147 labels	white	**BMKL 25X12 WH**	**5032374**	10
1 sheet = 228 labels	white	**BMKL 26,8X6,8 WH**	**0807106**	10
1 sheet = 63 labels	white	**BMKL 50X12 WH**	**5032387**	10
1 sheet = 45 labels	white	**BMKL 64X16 WH**	**0821807**	2
1 sheet = 21 labels	white	**BMKL 64X34 WH**	**5032400**	10
1 sheet = 290 labels	yellow	**BMKL 15X 9 YE**	**5032497**	10
1 sheet = 405 labels	yellow	**BMKL 16X 6 YE**	**0807096**	10
1 sheet = 288 labels	yellow	**BMKL 18X 8 YE**	**5032170**	10
1 sheet = 168 labels	yellow	**BMKL 19X11 YE**	**0800705**	10
1 sheet = 224 labels	yellow	**BMKL 20X 8 YE**	**5032138**	10
1 sheet = 162 labels	yellow	**BMKL 26X10 YE**	**0811516**	10
1 sheet = 45 labels	yellow	**BMKL 64X16 YE**	**0821810**	2
1 sheet = 192 labels	silver	**BMKL 27X 8 SR**	**0803702**	10
1 sheet = 126 labels	silver	**BMKL 27X12,5 SR**	**0803676**	10
1 sheet = 84 labels	silver	**BMKL 27X18 SR**	**0803689**	10
1 sheet = 54 labels	silver	**BMKL 27X27 SR**	**0803692**	10
1 sheet = 360 labels	orange	**BMKL 18X 6,5 OG**	**5036147**	10
Label sheets, labeled acc. to customer specifications[1])				
1 sheet = 273 labels	white	**BMKL 12X12 WH CUS**	**0824238**	1
1 sheet = 290 labels	white	**BMKL 15X 9 WH CUS**	**0824239**	1
1 sheet = 396 labels	white	**BMKL 18X 6 WH CUS**	**0824242**	1
1 sheet = 288 labels	white	**BMKL 18X 8 WH CUS**	**0824244**	1
1 sheet = 224 labels	white	**BMKL 20X 8 WH CUS**	**0824247**	1
1 sheet = 224 labels	white	**BMKL 25X 8 WH CUS**	**0824249**	1
1 sheet = 147 labels	white	**BMKL 25X12 WH CUS**	**0824250**	1
1 sheet = 228 labels	white	**BMKL 26,8X6,8 WH CUS**	**0824251**	1
1 sheet = 63 labels	white	**BMKL 50X12 WH CUS**	**0824257**	1
1 sheet = 45 labels	white	**BMKL 64X16 WH CUS**	**0824259**	1
1 sheet = 21 labels	white	**BMKL 64X34 WH CUS**	**0824261**	1
1 sheet = 290 labels	yellow	**BMKL 15X 9 YE CUS**	**0824240**	1
1 sheet = 405 labels	yellow	**BMKL 16X 6 YE CUS**	**0824241**	1
1 sheet = 288 labels	yellow	**BMKL 18X 8 YE CUS**	**0824245**	1
1 sheet = 168 labels	yellow	**BMKL 19X11 YE CUS**	**0824246**	1
1 sheet = 224 labels	yellow	**BMKL 20X 8 YE CUS**	**0824248**	1
1 sheet = 162 labels	yellow	**BMKL 26X10 YE CUS**	**0824252**	1
1 sheet = 45 labels	yellow	**BMKL 64X16 YE CUS**	**0824260**	1
1 sheet = 192 labels	silver	**BMKL 27X 8 SR CUS**	**0824253**	1
1 sheet = 126 labels	silver	**BMKL 27X12,5 SR CUS**	**0824254**	1
1 sheet = 84 labels	silver	**BMKL 27X18 SR CUS**	**0824255**	1
1 sheet = 54 labels	silver	**BMKL 27X27 SR CUS**	**0824256**	1
1 sheet = 360 labels	orange	**BMKL 18X 6,5 OG CUS**	**0824243**	1
Marking sheet, unperforated, self-adhesive, DIN A4 format				
	white	**SK U WH:UNGESTANZT**	**0800129**	10
	yellow	**SK U YE:UNGESTANZT**	**0800132**	10
	silver	**SK U SR:UNGESTANZT**	**0800145**	10

Stick-on device marking



- Self-adhesive labels for labeling by hand or with a plotter
- Secure adhesion even on curved or uneven surfaces as well as at corners
- Available in various dimensions
- Labeling service: Phoenix Contact can custom-label all BMK ... markers in accordance with your requirements

Notes:

[1]) For ordering example, see page 359.

Can be printed with:

Plotter

Unlabeled or labeled according to customer specifications

Technical data

General data	
Can be printed with:	CMS-P1-PLOTTER
Material	Polyester foil
Temperature range [°C]	-40 ... 80
Components	Silicone-free

Ordering data

Description	Color	Type	Order No.	Pcs. / Pkt.
Label sheet				
1 sheet = 270 labels	white	**BMK 20X 8 WH**	**0805470**	10
1 sheet = 324 labels	yellow	**BMK 15X 9 YE**	**5031605**	10
1 sheet = 198 labels	yellow	**BMK 19X11 YE**	**5031582**	10
1 sheet = 270 labels	yellow	**BMK 20X 8 YE**	**5031388**	10
1 sheet = 88 labels	yellow	**BMK 38X11 YE**	**5031676**	10
Labels, labeled according to customer requirements[1])				
1 sheet = 270 labels	white	**BMK 20X 8 WH CUS**	**0824231**	1
1 sheet = 324 labels	yellow	**BMK 15X 9 YE CUS**	**0824229**	1
1 sheet = 198 labels	yellow	**BMK 19X11 YE CUS**	**0824230**	1
1 sheet = 270 labels	yellow	**BMK 20X 8 YE CUS**	**0824232**	1
1 sheet = 88 labels	yellow	**BMK 38X11 YE CUS**	**0824233**	1

Accessories

Magazine for accommodating sheet material, self-adhesive mat for fixing labels, foils and paper, size of sheet max. DIN A4	**CMS-P1-PAD**	**5144819**	1

Stick-on device marking, can be engraved or labeled with writing

- The label sheet is made up of prefabricated, individual self-adhesive labels
- The adhesive foil used ensures good adhesive properties, even on uneven surfaces
- Can be easily labeled using the CMS–P1–PLOTTER
- Can be engraved using the P1 ENGRAVING UNIT
- Two-layer material
- Labeling service: Phoenix Contact can custom-label all GPE ... markers in accordance with your requirements

Notes:

For matching magazines to accommodate the label sheets, see page 46.

[1]) For ordering example, see page 359.

Can be printed with:

Engraving

Plotter



Unlabeled or labeled according to customer specifications

Technical data

General data		
Can be printed with:		P1 ENGRAVING UNIT • CMS-P1-PLOTTER
Material		TRANSPLY-ABS
Temperature range	[°C]	-40 ... 120
Wipe resistance		DIN EN 61010-1 (VDE 0411-1)
Components		free from silicone and halogen

Ordering data

Description	Color	Type	Order No.	Pcs. / Pkt.
Plastic label sheet, self-adhesive double-layer plastic labels, material thickness: 0.8 mm, square corners				
1 sheet = 120 labels	white	**GPE 13X 9 WH**	**0806932**	10
1 sheet = 75 labels	white	**GPE 17,5X12 WH**	**0806916**	10
1 sheet = 100 labels	white	**GPE 20X 7 WH**	**0806990**	10
1 sheet = 88 labels	white	**GPE 20X 8 WH**	**0806945**	10
1 sheet = 60 labels	white	**GPE 22X12 WH**	**0806929**	10
1 sheet = 9 labels	white	**GPE 52X26 WH**	**0806958**	10
1 sheet = 9 labels	white	**GPE 60X30 WH**	**0806961**	10
1 sheet = 21 labels	red/white	**GPE 60X12 RD-WH**	**0824202**	10
1 sheet = 5 labels	yellow	**GPE 70X32 YE**	**0824215**	10
1 sheet = 30 labels	silver	**GPE 28X17,5 SR**	**0807889**	10
Plastic label sheet, labeled according to customer requirements[1])				
1 sheet = 120 labels	white	**GPE 13X 9 WH CUS**	**0824414**	1
1 sheet = 75 labels	white	**GPE 17,5X12 WH CUS**	**0824415**	1
1 sheet = 100 labels	white	**GPE 20X 7 WH CUS**	**0824416**	1
1 sheet = 88 labels	white	**GPE 20X 8 WH CUS**	**0824417**	1
1 sheet = 60 labels	white	**GPE 22X12 WH CUS**	**0824418**	1
1 sheet = 9 labels	white	**GPE 52X26 WH CUS**	**0824429**	1
1 sheet = 9 labels	white	**GPE 60X30 WH CUS**	**0824432**	1
1 sheet = 21 labels	red/white	**GPE 60X12 RD-WH CUS**	**0827720**	1
1 sheet = 5 labels	yellow	**GPE 70X32 YE CUS**	**0827721**	1
Plastic label sheet, self-adhesive double-layer plastic labels, material thickness: 0.8 mm, with rounded corners, radius: 2 mm				
1 sheet = 66 labels	white	**GPE 27X 8 WH/R**	**0815198**	10
1 sheet = 30 labels	white	**GPE 27X18 WH/R**	**0815208**	10
1 sheet = 26 labels	white	**GPE 45X14 WH/R**	**0815282**	10
1 sheet = 21 labels	white	**GPE 60X12 WH/R**	**0807630**	10
1 sheet = 9 labels	white	**GPE 60X30 WH/R**	**0815292**	10
1 sheet = 32 labels	silver	**GPE 22X22 SR/R**	**0806628**	10
1 sheet = 66 labels	silver	**GPE 27X 8 SR/R**	**0806877**	10
1 sheet = 42 labels	silver	**GPE 27X12,5 SR/R**	**0806880**	10
1 sheet = 30 labels	silver	**GPE 27X18 SR/R**	**0806893**	10
1 sheet = 18 labels	silver	**GPE 27X27 SR/R**	**0806903**	10
1 sheet = 26 labels	silver	**GPE 45X14 SR/R**	**0807009**	10
1 sheet = 21 labels	silver	**GPE 60X12 SR/R**	**0806631**	10
Plastic label sheet, with rounded corners, radius 2 mm, **labeled according to customer requirements**[1])				
1 sheet = 66 labels	white	**GPE 27X 8 WH/R CUS**	**0824421**	1
1 sheet = 30 labels	white	**GPE 27X18 WH/R CUS**	**0824424**	1
1 sheet = 26 labels	white	**GPE 45X14 WH/R CUS**	**0824428**	1
1 sheet = 21 labels	white	**GPE 60X12 WH/R CUS**	**0824431**	1
1 sheet = 9 labels	white	**GPE 60X30 WH/R CUS**	**0824433**	1
1 sheet = 32 labels	silver	**GPE 22X22 SR/R CUS**	**0824419**	1
1 sheet = 66 labels	silver	**GPE 27X 8 SR/R CUS**	**0824420**	1
1 sheet = 42 labels	silver	**GPE 27X12,5 SR/R CUS**	**0824422**	1
1 sheet = 30 labels	silver	**GPE 27X18 SR/R CUS**	**0824423**	1
1 sheet = 18 labels	silver	**GPE 27X27 SR/R CUS**	**0824425**	1
1 sheet = 30 labels	silver	**GPE 28X17,5 SR CUS**	**0824426**	1
1 sheet = 26 labels	silver	**GPE 45X14 SR/R CUS**	**0824427**	1
1 sheet = 21 labels	silver	**GPE 60X12 SR/R CUS**	**0824430**	1

Stick-on device marking, can be engraved or labeled with writing

- High level of resistance to chemical and mechanical effects
- High-quality appearance
- Can be easily labeled using the CMS–P1–PLOTTER
- Can be engraved using the P1 ENGRAVING UNIT
- For marking components, devices, and buttons
- Labeling service: Phoenix Contact can custom-label all EMLP ... markers in accordance with your requirements

Notes:

[1]) For ordering example, see page 359.

Can be printed with:

Engraving

Plotter

Unlabeled or labeled according to customer specifications

Technical data

General data		
Can be printed with:		P1 ENGRAVING UNIT • CMS-P1-PLOTTER
Material		TRANSPLY-ABS
Temperature range	[°C]	-40 ... 120
Wipe resistance		DIN EN 61010-1 (VDE 0411-1)
Components		free from silicone and halogen

Ordering data

Description	Color	Type	Order No.	Pcs. / Pkt.
Plastic label sheet, with a hole for 24 mm Ø pushbutton, self-adhesive double-layer plastic labels, material thickness: 0.8 mm				
1 sheet = 6 labels	white	**EMLP 24 (30X12)**	**0822301**	1
1 sheet = 6 labels	black	**EMLP 24 (30X12) BK**	**0822314**	1
1 sheet = 6 labels	silver	**EMLP 24 (30X12) SR**	**0822330**	1
Plastic label sheet, with a hole for a 24 mm Ø button, self-adhesive double-layer plastic labels, material thickness: 0.8 mm, **labeled according to customer specifications**[1])				
1 sheet = 6 labels	white	**EMLP 24 (30X12) CUS**	**0824364**	1
1 sheet = 6 labels	black	**EMLP 24 (30X12) BK CUS**	**0824365**	1
1 sheet = 6 labels	silver	**EMLP 24 (30X12) SR CUS**	**0824366**	1
Plastic label sheet, with a hole for 32 mm Ø pushbutton, self-adhesive double-layer plastic labels, material thickness: 0.8 mm				
1 sheet = 6 labels	white	**EMLP 32 (38X14)**	**0822291**	1
1 sheet = 6 labels	black	**EMLP 32 (38X14) BK**	**0822327**	1
1 sheet = 6 labels	silver	**EMLP 32 (38X14) SR**	**0822343**	1
Plastic label sheet, with a hole for a 32 mm Ø button, self-adhesive double-layer plastic labels, material thickness: 0.8 mm, **labeled according to customer specifications**[1])				
1 sheet = 6 labels	white	**EMLP 32 (38X14) CUS**	**0824371**	1
1 sheet = 6 labels	black	**EMLP 32 (38X14) BK CUS**	**0824372**	1
1 sheet = 6 labels	silver	**EMLP 32 (38X14) SR CUS**	**0824373**	1

Accessories

Magazine, to hold 1 GPE label sheet	**CMS-P1-M/GPE ENGRAVING**	**5145711**	1

Marker carrier

For snap-in labels

- CARRIER−EMP ... marker carriers are used in conjunction with UC−EMP ... / US−EMP ... snap-in labels
- They are used to clearly identify devices and control cabinets
- They can be assembled using screws or rivets

Technical data

General data		
Material		PA
Inflammability class according to UL 94		V2
Temperature range	[°C]	-40 ... 105
Components		free from silicone and halogen

Ordering data

Description	Color	Type	Order No.	Pcs. / Pkt.
Marker carriers, for UC−EMP ... / US−EMP ... snap-in labels				
Marker size: 17 x 15 mm	black	**CARRIER-EMP (17X15)**	**0827450**	80
Marker size: 27 x 15 mm	black	**CARRIER-EMP (27X15)**	**0827451**	80
Marker size: 49 x 15 mm	black	**CARRIER-EMP (49X15)**	**0827452**	40
Marker size: 60 x 15 mm	black	**CARRIER-EMP (60X15)**	**0827453**	40
Marker size: 60 x 30 mm	black	**CARRIER-EMP (60X30)**	**0827454**	30
Marker size: 85 x 54 mm	black	**CARRIER-EMP (85,6X54)**	**0829365**	10

Marker carriers, can be labeled using snap-in markers for control devices

For buttons and switches 22 mm in diameter

- Snap-in UC-/US-EMP … labels are available for marking CARRIER-EMP 22 ... marker carriers
- Can be used for all buttons and switches with 22 mm diameter

Technical data

General data		
Material		PA
Inflammability class according to UL 94		V2
Temperature range	[°C]	-40 ... 105
Components		free from silicone and halogen

Ordering data

Description	Color	Type	Order No.	Pcs. / Pkt.
Marker carriers, for UC−EM ... / US−EMP ... snap-in labels				
Marker size: 27 x 8 mm	black	**CARRIER-EMP 22 (27X8)**	**0827445**	50
Marker size: 27 x 12.5 mm	black	**CARRIER-EMP 22 (27X12,5)**	**0827446**	50
Marker size: 27 x 15 mm	black	**CARRIER-EMP 22 (27X15)**	**0827447**	50
Marker size: 27 x 18 mm	black	**CARRIER-EMP 22 (27X18)**	**0827448**	50
Marker size: 27 x 27 mm	black	**CARRIER-EMP 22 (27X27)**	**0827449**	50

Marker carriers, can be labeled using control device labels

For buttons and switches 22 mm in diameter

- Can be used for all buttons and switches with a 22 mm diameter
- The large labeling areas provided by the CARRIER−EMLP can be custom-labeled using EML ... thermal transfer labels
- EMLPR ... transparent adhesive protective foil can be used for additional protection of the label surfaces

Technical data

General data		
Material		PA
Inflammability class according to UL 94		V2
Temperature range	[°C]	-40 ... 105
Components		free from silicone and halogen
Button diameter	[mm]	22

Ordering data

Description	Color	Type	Order No.	Pcs. / Pkt.
Marker carrier, for buttons and switches with 22 mm diameter, can be labeled with EML ... self-adhesive labels				
Marker size: 27 x 8 mm	black	**CARRIER-EMLP 22 (27X8)**	**0828984**	50
Marker size: 27 x 12.5 mm	black	**CARRIER-EMLP 22 (27X12,5)**	**0828985**	50
Marker size: 27 x 15 mm	black	**CARRIER-EMLP 22 (27X15)**	**0828986**	50
Marker size: 27 x 18 mm	black	**CARRIER-EMLP 22 (27X18)**	**0828987**	50
Marker size: 27 x 27 mm	black	**CARRIER-EMLP 22 (27X27)**	**0828988**	50

Transparent stick-on or snap-in cover

Shock protection

- Stuck or snapped onto labeled CARRIER ... to protect the labels
- Extremely thick, yet flexible and transparent shock protection
- High level of mechanical and chemical stability
- Suitable for permanent outdoor use

Ordering data

Description	Color	Type	Order No.	Pcs. / Pkt.
Shock protection foil, designed for sticking into CARRIER-EMLP ...				
51 labels per sheet	transparent	**EMLPR (26,5X14,5)**	**0800546**	10
42 labels per sheet	transparent	**EMLPR (26,5X17,5)**	**0800360**	10
30 labels per sheet	transparent	**EMLPR (26,5X26,5)**	**0800361**	10
Shock protection, designed for snapping into CARRIER-EMP ...				
	transparent	**EMPPR (27X15)**	**0829535**	50
	transparent	**EMPPR (27X18)**	**0829536**	50

Marking profiles

- Self-adhesive marker carriers, available by the meter for shortening as per individual requirements
- Powerful adhesion and optimum grip on standard device surfaces
- The P−SS−ZB 100 is particularly suitable for accommodating SS-ZB, UC-EM (20X9), UCT-EM (20X9)
- The P−ZB METER can accommodate marking material for the tall and flat marker grooves found on Phoenix Contact modular terminal blocks

Designed to be stuck on

Technical data

General data	
Material	PVC
Inflammability class according to UL 94	V0
Temperature range [°C]	-15 ... 80

Ordering data

Description	Color	Type	Order No.	Pcs. / Pkt.
Profile, self-adhesive, for accommodating SS-ZB labels, UC−EM (20X9), UCT-EM (20X9), length: 1 m	gray	**P-SS-ZB 100**	**1013737**	10
Profile, self-adhesive, designed to accommodate UC−TM ..., UCT−TM ..., ZB ..., length: 1m	gray	**P-ZB METER**	**1051854**	1

Marking profiles



- CARRIER−EMP ... marker carriers can be custom-labeled with UC−EMP .../US−EMP ... and EMT ... device markers
- For marking devices
- For marking assemblies
- For marking control and switchgear

Designed to be stuck on or for screwing/riveting

Technical data

General data	
Material	PVC
Inflammability class according to UL 94	V2
Temperature range [°C]	-40 ... 105
Components	free from silicone and halogen

Ordering data

Description	Color	Type	Order No.	Pcs. / Pkt.
Profile, for screwing or riveting, 1000 mm long, for accommodating UC-.../US-... and EMT ... material with a height of 15 mm	gray	**CARRIER-EMP (1000X15) GY**	**0829366**	25
	transparent	**CARRIER-EMP (1000X15) TR**	**0829530**	25
Profile, self-adhesive, 1000 mm long, for accommodating UC-.../US-... and EMT ... material with a height of 15 mm	gray	**CARRIER/L-EMP (1000X15) GY**	**0829559**	25
	transparent	**CARRIER/L-EMP (1000X15) TR**	**0829560**	25
CARRIER cover, 1000 mm long	transparent	**CARRIER-EMP (1000X15) COVER**	**0829520**	25

Marker carrier

- Self-adhesive marker carriers for marking devices and components
- Powerful adhesion and optimum grip on standard device surfaces
- These carrier materials can be fitted, e.g., with UC−WMT ..., US−WMT ..., EMT ..., and UCT-WMT

For insert strips

Technical data

General data		
Material		PVC
Inflammability class according to UL 94		V0
Temperature range	[°C]	-40 ... 60
Components		Silicone-free

Ordering data

Description	Color	Type	Order No.	Pcs. / Pkt.
Component marking label, self-adhesive, can be labeled with UC-WMT ..., US-WMT ..., EMT ..., and UCT-WMT				
Lettering field size: 15 x 4 mm	transparent	**PAB-SK 15**	**1013287**	500
Lettering field size: 30 x 4 mm	transparent	**PAB-SK 30**	**1013290**	200
UniCard, with insert strips for PATG and PATO marking collars				
	white	**UC-WMT (15X4)**	**0819398**	10
	yellow	**UC-WMT (15X4) YE**	**0819408**	10
	white	**UC-WMT (30X4)**	**0819437**	10
	yellow	**UC-WMT (30X4) YE**	**0819440**	10
UniSheet, with insert strips for PATG and PATO marking collars				
	white	**US-WMT (15X4)**	**0828767**	10
	yellow	**US-WMT (15X4) YE**	**0828954**	10
	white	**US-WMT (30X4)**	**0828770**	10
	yellow	**US-WMT (30X4) YE**	**0828957**	10
UniCard, with insert strips for PATG and PATO marking collars				
	white	**UCT-WMT (15X4)**	**0801446**	10
	yellow	**UCT-WMT (15X4) YE**	**0801447**	10
	white	**UCT-WMT (30X4)**	**0801422**	10
	yellow	**UCT-WMT (30X4) YE**	**0801423**	10

Marker carriers with cover

- Control cabinet markers consisting of a transparent cap and a base carrier
- The base carrier features two fixing holes so that it can be screwed on
- Once labeled, the insert label is inserted in the cap and this is then snapped onto the base carrier
- The labeling is protected against external influences
- The ES−SSMK ... insert strips can be labeled using the CMS−P1−PLOTTER and the CMS−P1−PAD magazine

Can be printed with:

Plotter

For screw or rivet fixing

Technical data

General data		
Can be printed with:		CMS-P1-PLOTTER
Material		PC
Inflammability class according to UL 94		V2
Temperature range	[°C]	-40 ... 115
Components		free from silicone and halogen
Drill hole spacing	[mm]	40
Hole diameter	[mm]	3.5

Ordering data

Description	Color	Type	Order No.	Pcs. / Pkt.
Control cabinet marker, two mounting holes M3				
Size: 60 x 18 mm, lettering field: 56 x 14 mm, incl. 1 x ES-SSMK-GB 60X18	transparent/ white	**SSMK 60X18**	**5032439**	50
Size: 96 x 30 mm, lettering field: 92 x 26 mm, incl. 1 x ES-SSMK-GB 90X30	transparent/ white	**SSMK 96X30**	**5032442**	50

Accessories

Large format sheet insert strips, can be labeled with plotter, DIN A4, perforated, material: cardboard				
1 sheet = 75 strips, labeling field: 56 x 14 mm	transparent/ white	**ES-SSMK-GB 60X18**	**5032468**	10
1 sheet = 22 strips, labeling field: 92 x 26 mm	transparent/ white	**ES-SSMK-GB 96X30**	**5032455**	10

Transparent stick-on cover

- Extremely thick, but flexible and transparent label made from halogen-free PU
- Stuck over labels or markers that have been labeled to protect them
- High level of mechanical and chemical stability
- Suitable for permanent outdoor use

Shock protection

Technical data

General data	
Material	Polyester foil
Components	Halogen-free

Ordering data

Description	Color	Type	Order No.	Pcs. / Pkt.
Shock protection foil, designed for sticking into CARRIER-EMLP ...				
51 labels per sheet	transparent	**EMLPR (26,5X14,5)**	**0800546**	10
42 labels per sheet	transparent	**EMLPR (26,5X17,5)**	**0800360**	10
30 labels per sheet	transparent	**EMLPR (26,5X26,5)**	**0800361**	10
14 labels per sheet	transparent	**EMLPR (30X40)**	**0800359**	10
6 labels per sheet	transparent	**EMLPR (80X42)**	**0800357**	10
4 labels per sheet	transparent	**EMLPR (80X60)**	**0800358**	10
9 labels per sheet	transparent	**EMLPR (100X30)**	**0800362**	10

Device marking for Phoenix Contact

	UC-TM 6	UCT-TM 6	UC-TMF 6	UC-TMF 12	UCT-TMF 6	UCT-TMF 12	UC-EM (17,5X9)	UC-EM (20X9)	UC-EMP (20X9)	US-EMP (20X9)	UCT-EM (17,5X9)	UCT-EM (20X9)	ZB 5, ZB 6, ZB 15
Catalog 7: interface technology and switchgear													
INTERFACE Relay PLC power terminal block Order No. 2966508							■	■			■	■	
INTERFACE Relay PLC-B..., PLC-O..., PLC-R...	■	■											
DEK-REL… relay terminal block	■	■											
DEK-OE… special relays	■	■											
DEK-TR… inverter module	■	■						■	■	■		■	
COMPACT-LINE UM 45...				■		■							
PROCESS INTERFACE PI-EX...			■		■								
RIFLINE complete													■

	UC-TM 5 UCT-TM 5	UC1U-TM 5	UC-TM 6 UCT-TM 6	UC-TMF 8 UCT-TMF 8	UC-TMF 10 UCT-TMF 10	UC-TMF 16 UCT-TMF 16	UC-WMT (23X4) US-WMT (23X4)	UC-EM (17,5X9)	UC-EM (20X7)	UC-EMP (20X9) US-EMP (20X9)	UCT-EM (17,5X9)	UCT-EM (20X7)	UCT-EM (20X9)
Catalog 4: sensor/actuator cabling and industrial plug-in connectors													
SACB with M8 slots					■								
SACB with M12 slots						■							
SACB with M5 slots		■											
SACB-SPEEDCON distributor boxes with M12 slots and metal threads								■			■		
SACB-SPEEDCON distributor boxes with M12 slots and plug-in screw connection								■			■		
Distributor boxes with QUICKON slots								■			■		
Sensor/actuator cabling accessories							■						
PSR-SACB sensor box with M12 slots						■							
VS-SCRJ…, VS-IL-2X… data plug-in connectors				■									
ASI CC DIST… AS-Interface distributor				■									
VS-SI... front plate									■			■	
HC-M… modular contact insert										■			■
HEAVYCON HC-B...A... heavy-duty plug-in connectors			■										
HEAVYCON HC-D...A... heavy-duty plug-in connectors	■												

	UC-TM 6	UCT-TM 6	UC-TMF 5	UC-TMF 18	UCT-TMF 5	UCT-TMF 18
Catalog 6: surge protection and power supply units						
FLASHTRAB compact PLUS lightning arrester				■		■
FLASHTRAB PLUS lightning arrester				■		■
FLASHTRAB compact lightning arrester				■		■
VALVETRAB compact surge arrester			■		■	
VALVETRAB MS surge arrester				■		■
MAINS-PLUGTRAB device protection				■		■
PLUGTRAB with function monitoring PT-IQ			■		■	
PLUGTRAB PT… plug-in surge protection cascade			■		■	
Modular terminal blocks with TT... surge protection elements	■	■				

	UC-TM 6	UCT-TM 6	UC-TMF 6	UC-TMF 8	UC-TMF 12	UCT-TMF 6	UCT-TMF 8	UCT-TMF 12	UCT-EM (7X10)	EMT (35X18,7)	EMT (35X28)	EMT (35X46)
Catalog 8: control technology, I/O systems, automation infrastructure												
Inline			■			■						
INTERBUS ST...	■	■										
Fieldline... M8				■			■					
Fieldline... M12					■			■				
Axioline F series										■	■	■
Axioline E series									■			

Device marking for devices from other manufacturers

	UC-EM (17,5X7,5)	UC-EM (17,5X8)	UCT-EM (17X9)	UCT-EM (17,5X7,5)	UCT-EM (17,5X8)	UCT-EM (17X8)	UCT-EM (20X9)
ABB							
Miniature circuit breaker S 221..., S 223..., S 281..., S 284...	■			■			
Residual current device F271..., F172...	■			■			
Switch, button, indicator light E 221…, E 222…, E 223…	■			■			
Switch, button, indicator light E 225…, E 226…, E 227…	■			■			
Power dimmer STD…	■			■			
Power supply unit NTLS…	■			■			
Power consumption meter RS 232…	■			■			
Installation contactors ESB…, EN…	■			■			
Miniature circuit breakers LE1..., LE3..., LP1-3..., LPUC 1/2, LP1NA..., LP3NA...	■			■			
Residual current devices F…, FIP…, FIK…, FI-LP…, FIS…	■			■			
FI signal generator FISG…	■			■			
Load switch IS…	■			■			
Surge arrester SA 4…	■			■			
Logic modules	■			■			
Logic and extension module LM…, DO…, DX…		■			■		
Miniature circuit breaker			■				
Switch contacts A9, A12, A16, A26, A30, A40, A50, A63, A75, A95, A110, A145, A185, A210, A260, A300, AF400, AF460, AF580, AF750						■	
Mini contacts B6, B7						■	
SZ-KZS							■

	UCT-EM (17X10)
Allen-Bradley	
100-C09Z*10, 100-F A22, 100-F A40	■
Motor starter 140M x	■

	UCT-EM (10X5)	UCT-EM (12X7)	UC1-TMF 5 UCT1-TMF 5
Beckhoff			
BK 3010, BK 3110		■	
BC 2000, BC 3100, BC 4000		■	■
BC 9000, BC 9050		■	■
Field distributor IE 3112-2-00	■		
IL 2301-B310	■		
SAI distributor (sensor/actuator interface)	■		

	UCT-EM (12X3,3)	UCT-EM (12X6)
Bernecke + Rainer		
X20 system	■	■

		UCT-EM (10X8)	
Bosch/Rexroth			
Bosch/distributor		■	

Device marking for devices from other manufacturers

	UCT-EM (5X10)	UCT-EM (6X10)	UC-EM (20X9) UCT-EM (20X9)
CONTA-CLIP			
PRSU	■		
CP V4, optocoupler, AOP		■	
PGSV, PSP			■

	UCT-EM (10X5)	UCT-EM (20X8)	UC-EM (20X9) UCT-EM (20X9)
ESCHA			
Distributor block MB	■		
Distributor block FK/FKS		■	■
M12 distributor			■
Distributor block 8MB			■

	UCT-EM (6X10)	UCT-EM (17X9)	UCT-EM (17X10)	UC-EM (20X9) UCT-EM (20X9)
FESTO				
Compact Performance	■			
CPA10/EV1	■			
CP-E16 valve island	■			
CP-E16-KL-CL	■			
Electronics CP-16-M	■			
IBS 6x10	■			
MPV-E/A08-M8, MPV-E/A08-M12, MPV-E/A12-M8	■			
CPV pneumatics	■			
IBS 9/17		■		
IBS 10/17			■	
MT			■	
Valve island IBS 9/20				■
CPV18-V1 valves				■

	UCT-EM (6X10)	UCT-EM (17X9)
Finder		
Variclip (relay retaining bracket)		■
Variclip 020.24		■
Sockets with screw and spring-cage terminal block, 93 series	■	

	UC-EM (20X7) UCT-EM (20X7)	UC-EM (20X9) UCT-EM (20X9)	UC-TM 6 UCT-TM 6	UC-TM 5 UCT-TM 5
HARTING				
Front plate Han - Port	■			
Plug-in connector Han - Snap		■		
Connection distributor Han - E AV			■	
Connection distributor Han - D AV				■

	UC-EM (10X8)	UC-EM (17,5X8)	UC-EM (20X7)	UC-EM (21X8)	UCT-EM (10X8)	UCT-EM (17X8)	UCT-EM (17,5X8)	UCT-EM (18X8)	UCT-EM (20X7)	UCT-EM (20X9)	UCT-EM (21X8)
ifm-electronic											
AC 20 xx classic module/universal M	■				■						
AC 24 80/81 CompactLine	■				■						
AC 5210 AS-i module		■					■				
AV 52xx ClassicLine		■					■				
AC 225 SmartLine				■		■		■			■
ClassicLine distribution module AC52…		■					■				
Active AS-i module AC2480	■				■						
AC 50 xx module bases	■				■						
Active AS-i module AC225...			■	■					■		■
Compact module AC 24 xx										■	

Device marking for devices from other manufacturers

	UC-EM (10X8)	UC-EM (17,5X7,5)	UC-EM (19X9)	UC-EM (20X9)	UCT-EM (10X5)	UCT-EM (10X8)	UCT-EM (17,5X7,5)	UCT-EM (20X9)
Lumberg								
INTERBUS remote bus terminal block		■					■	
PROFIBUS DP...		■					■	
CANopen® device CSL...		■					■	
DeviceNet™ device DSL...		■					■	
AS-Interface module		■					■	
Ethernet switch EEC...		■					■	
Sensor/actuator distributor ASB		■					■	
Valve adapter VAD...			■	■				■
Valve adapter VBD...			■	■				■
I/O module UEM...			■	■				■
PROFIBUS DP PSL 7...			■					
AS-Interface module ASL 501	■					■		
AS-Interface ABAS/UTAS	■					■		
Terminal strip SBS4/LED-3	■					■		
Distributors E2C and SB8	■					■		
AS-Interface IBA, IBI, IBP				■				■
ASB 2-VC-1A, ASB 8				■				■
ASBM 12/LED 3, ASBSM 4/LED 3					■			
PROFIBUS 0970-PSL-651					■			

	UC-EM (17,5X8)	UC-EM (20X9)	UCT-EM (17,5X8)	UCT-EM (20X9)
Moeller				
Function relay DILET 11…, DILET 70…, EMR 4…	■		■	
Basic device and extension module EASY 2..., EASY 5..., EASY 6..., EASY 7..., EASY 200...	■		■	
Relay ZE..., ZEV...	■		■	
Contactor DILER, DILEM		■		■

	UC-EM (17,5X9)	UC-EM (20X9)	UC-EM (21X8)	UCT-EM (5X10)	UCT-EM (10X5)	UCT-EM (17X9)	UCT-EM (17,5X8)	UCT-EM (17,5X9)	UCT-EM (17X8)	UCT-EM (20X8)	UCT-EM (20X9)	UCT-EM (21X8)
MURR ELEKTRONIK												
ASI IO SL DIO 8/4/4				■								
M8 distributors				■								
MSUD valve connector combination				■								
AS-i bus module MVK8				■								
MVPS8 sensor/actuator box				■								
B6 mini contact			■						■			■
Initiator holder							■					
M12 Y cable					■							
Plastic M12 distributor systems	■							■				
MERINO						■						
Merio M12 8-way distributor 27106						■						
MVK12 AS-i bus module						■						
MVM8 Order No. 276658						■						
MVP 12 distributor: 4-way 27114						■						
MVP 12 distributor: 6-way 27115						■						
MVP 12 distributor: 8-way 27116						■						
MVP 12 AS-i module distributor 27773 to 27778						■						
Cube 67										■		
MASI										■		
MICO 4.6										■		
MVP 12 distributor: 4-way 27530, MVP 12 distributor: 8-way 27535										■		
MVK MP DI 08, DI 8 PROFIBUS										■		
AMMS/AMMDS		■									■	
AMZS/AMZSW, Order No. 276397		■									■	
AS/S01/DIL/RC-BUG2		■									■	
Cube 67 BN-P, KM 5, Logic distributor 8-way M12, Order No. 276247		■									■	
M12 distributor, MAW/MDW, MBM bus modules IP20, MBV series		■									■	
MIS system wiring, MKS/MKSxxx, MPOT, MSUD valve connection technology		■									■	
MSVD/MSDO, MSVS, MUFW/MF...W/MIB		■									■	
MVK-I bus module Order No. ME 553300		■									■	
NEF mains interference filter, RMM/RMME, UFL/UG-SB/UGS/SV/LUGS/PKB		■									■	
Valve connector type A, B, BI, C, CI, distributor MVB 8V		■									■	

Device marking for devices from other manufacturers

	UC-EM (20X9)	UCT-EM (10X5)	UCT-EM (10X8)	UCT-EM (20X9)
Pepperl & Fuchs				
G6 compact modules		■		
ASI VAA-2E-64SN (pneumatic module VAA)			■	
AS-i bus module, G6 compact module, IPG-64-B7			■	
VAS 2A-K 12 U, WA-4E-62-ZE	■			■

	UC-EM (18X8)	UC-EM (21X8)	UCT-EM (17X8)	UCT-EM (18X8)	UCT-EM (21X8)
Schneider Electric					
Standard contactors GC 1610, 1611, 1620, 2502, 2510, 2511, 2520	■		■	■	
Preselection contactors GY 1611, 1620, 2511, 2520	■		■	■	
TeSys D series, D control relay, K, K control relay			■		
TeSys model U	■			■	
Standard contactors GC 1622, 1630, 1640, 2504, 2522, 2530, 2540			■		
Standard contactors 4002, 4004, 4011, 4020, 4022, 4030, 4040, 6302, 6304, 6311, 6320, 6322, 6330, 6340, 10020, 10040		■			■
Preselection contactors GY 1640, 2530, 2540, 4020, 4030, 4040, 6320, 6330, 6340		■			■
Motor adjustment combination TeSys LD1...		■			■
Motor adjustment combination HL contactors LD 4...		■			■
Motor output/reversing combination LD5...		■			■

	UC-EM (10X7)	UC-EM (10X8)	UC-EM (20X7)	UC-EM (20X9)	EMT (50/28X13)R...	EMT (50X26)R...	EMT (103X17)R...	EMT (103X23)R...	UCT-EM (10X7)	UCT-EM (10X8)	UCT-EM (15X10)	UCT-EM (20X7)	UCT-EM (20X9)
Siemens													
AS-i slaves I/O module K45…/K60…				■									■
ASIsafe module K45.../K60..., mounting plate K45/K60				■									■
AS-i slaves SlimLine S22.5.../S45...			■									■	
AS-i slaves counter module, ground fault detection module			■									■	
AS-i slaves surge protection module		■								■			
AS-i repeater, 4-way distributor, round cable distributor		■								■			
AS-i compact module K20...		■								■			
Contactor, auxiliary contactor, contactor combination, auxiliary switch block			■									■	
Auxiliary switch blocks 3RH 1921...	■		■						■			■	
EMI interference suppression module			■									■	
Solid-state relay, solid-state contactor, special function module			■									■	
Circuit breaker, el. overload relay, therm. overload relay			■									■	
Soft starter, direct starter			■									■	
Motor management and control devices, timer relays, monitoring relays, safety relays			■									■	
ET 200S					■	■							
S7-300			■				■	■				■	
ET 200SP											■		
Bus module ET 200X, contact block, Signum button series, 3SB3 button, switching element 3SB14...		■								■			
Motor circuit breaker												■	
End block 8WA1 808				■									■

Device marking for devices from other manufacturers

	UC-EM (18X8)	UC-EM (21X8)	UCT-EM (18X8)	UCT-EM (21X8)
Telemecanique				
Standard contactor GC 1610, 1611, 1620, 2502	■		■	
Standard contactor GC 1622, 1630, 1640, 2504		■		■
Standard contactor GC 2510, 2511, 2520	■		■	
Standard contactor GC 2522, 2530, 2540		■		■
Standard contactor GC 4002, 4004, 4011, 4020, 4022, 4030, 4040		■		■
Standard contactor GC 6302, 6304, 6311, 6320, 6322, 6330, 6340		■		■
Standard contactor GC 10020, 10040		■		■
Preselection contactor GY 1611, 1620	■		■	
Preselection contactor GY 1640		■		■
Preselection contactor GY 2511, 2520	■		■	
Preselection contactor GY 2530, 2540		■		■
Preselection contactor GY 4020, 4030, 4040		■		■
Preselection contactor GY 6320, 6330, 6340		■		■
Motor output combination TeSys LD1…		■		■
Motor output combination HL contactors LD4…		■		■
Motor output combination/reversing combination LD5…		■		■

	UC-EM (20X9)	UCT-EM (10X5)	UCT-EM (20X8)	UCT-EM (20X9)
Turck				
PLC distributor SDPB-0404D-006, SDPL-0404D-1003, SAI distributor		■		
JTBS-46SC			■	
8MB12-xxx, FLDP-IM-8, PDP-M81 / I16T	■			■

	UCT-EM (12X7)	UCT-EM (17X9)
Wago		
Miniature circuit breaker		■
I/O modules	■	

	UC1-TMF 5	UC1-TM 5	UCT1-TMF 5	UCT1-TM 5	UC-EM (19X9)	UC-EM (17,5X9)	UC-EM (20X9)	UCT-EM (17,5X9)	UCT-EM (20X9)
Weidmüller									
M8 distributor systems	■		■						
M5 distributor systems		■		■					
Actuator/sensor interface		■		■					
Actuator/sensor interface line		■		■					
M12 distributor systems					■	■	■	■	■
M12 metal distributor systems						■		■	
SAI distributor							■		■

Marker carriers from Phoenix Contact

	UC-EMP (27X8) US-EMP (27X8) US-EMLP (27X8) EML (26,5X7,5)R SR EMLP (27X8)R SR	UC-EMP (27X12,5) US-EMP (27X12,5) US-EMLP (27X12,5) EML (26,5X12)R SR EMLP (27X12,5)R SR	UC-EMP (27X15) US-EMP (27X15) US-EMLP (27X15)	UC-EMP (27X18) US-EMP (27X18) US-EMLP (27X18) EML (26,5X17,5)R ... EMLP (27X18)R SR	UC-EMP (27X27) US-EMP (27X27) US-EMLP (27X27) EML (26,5X26,5)R SR EMLP (27X27)R SR
Phoenix Contact					
CARRIER-EMP 22 (27 x 8)	■				
CARRIER-EMP 22 (27 x 12,5)		■			
CARRIER-EMP 22 (27 x 15)			■		
CARRIER-EMP 22 (27 x 18)				■	
CARRIER-EMP 22 (27 x 27)					■
CARRIER-EMLP 22 (27 x 8)	■				
CARRIER-EMLP 22 (27 x 12,5)		■			
CARRIER-EMLP 22 (27 x 15)			■		
CARRIER-EMLP 22 (27 x 18)				■	
CARRIER-EMLP 22 (27 x 27)					■

	UC-EMP (17X15) US-EMP (17X15)	UC-EMP (27X15) US-EMP (27X15)	UC-EMP (49X15) US-EMP (49X15)	UC-EMP (60X15) US-EMP (60X15)	UC-EMP (60X30) US-EMP (60X30)	US-EMP (85,6X54)
Phoenix Contact						
CARRIER-EMP (17 x 15)	■					
CARRIER-EMP (27 x 15)		■				
CARRIER-EMP (49 x 15)			■			
CARRIER-EMP (60 x 15)				■		
CARRIER-EMP (60 x 30)					■	
CARRIER-EMP (85,6 x 54)						■
CARRIER-EMP (1000 x 15)	■	■	■	■		
CARRIER-EMP (1000 x 15) TR	■	■	■	■		
CARRIER/L-EMP (1000 x 15)	■	■	■	■		
CARRIER/L-EMP (1000 x 15) TR	■	■	■	■		

Marker carriers from other manufacturers

	UC-EMP (17X15) US-EMP (17X15)	UC-EMLP (22X22)	UC-EMP (27X8) US-EMP (27X8)	UC-EMP (27X12,5) US-EMP (27X12,5)	UC-EMP (27X15) US-EMP (27X15)	UC-EMP (27X18) US-EMP (27X18)	UC-EMP (27X27) US-EMP (27X27)	UC-EMP (49X15) US-EMP (49X15)	UC-EMP (60X15) US-EMP (60X15)	UC-EMP (60X30) US-EMP (60X30)
ABB										
MA6-1060				■						
BSH-A			■							
BSH-B						■				
Conta-Clip										
GSU-H 17 x 15	■									
GSU-H 27 x 15					■					
GSU-H 49 x 15								■		
GSU-H 60 x 15									■	
GSU-H 60 x 30										■
Grafoplast										
SIT 0A06...					■					
SIT 0A07...								■		
SIT 0B05...					■					
SIT 0B07...					■					
SIT 0B08...							■			
SIT 0B09...			■							
Moeller										
M22S-ST-X						■				
Murrplastik										
BT 22,5			■							
BTK 22.5					■					
BT Harmony ZB4			■							
BT 15/27					■					
BT 15/49								■		
Siemens										
3SB3922-0AY				■						
3SB3925-0AV						■				
3SB1906-2AA							■			
3SB1906-2AW							■			
Empty housing 3SB38...		■								
Weidmüller										
SM-H 27/12,5				■						
SM-H 27/18						■				
SM-H 27/27							■			
CC-H 15/17	■									
CC-H 15/27					■					
CC-H 15/49								■		
CC-H 30/60										■

PROPANE
OXYGEN
COOLING WATER
400 V
400 V

System marking - MARKING system

Clear and extensive marking of systems not only guarantees safety but is also a legal requirement. Safety and information signs provide important information and help to improve operational processes.

Phoenix Contact offers numerous marking labels for system marking. From warning labels to multicolored symbol signs, the extremely diverse product range covers all applications. We offer a range of printing systems for labeling.

Product range overview

System marking 318

PML-W... warning labels

Unlabeled warning labels, UniSheet material 320
Unlabeled warning labels, supplied in rolls 321
Preprinted warning labels 322

PML-P... prohibition signs

Unlabeled prohibition signs, UniSheet material 326
Unlabeled prohibition signs, supplied in rolls 327
Preprinted prohibition signs 328

PML-M... mandatory signs

Unlabeled mandatory signs, UniSheet material 334
Unlabeled mandatory signs, supplied in rolls 335
Preprinted mandatory signs 336

PML-T... pipeline signs

Unlabeled pipeline signs, supplied in rolls 342

PML-GHS... hazardous substances labels

Unlabeled hazardous substances labels, UniSheet material 348
Unlabeled hazardous substances labels, supplied in rolls 349
Preprinted hazardous substances labels 350

US-EMLF... combi labels

Unlabeled combi labels, UniSheet material 354

PMM... magnetic labels

Unlabeled magnetic labels, supplied in rolls 356

Ordering example for labeling service - printed for you 359

Unambiguous marking of systems helps to avoid operating errors and is therefore a key component of occupational safety. Information and safety signs also provide important information on site, making it easier to maintain systems.

Phoenix Contact offers a wide range of labels which meet the legal requirements for correct system marking. Depending on the type, they can be labeled using the THERMOMARK LINE thermal transfer printers. The labels are characterized by a high level of wipe and scratch resistance.

Multicolored symbol signs can be custom-designed using the THERMOMARK CARD PLUS.

Please contact us if you are unable to find a suitable size or color for your application from the options available in our product range. It goes without saying that Phoenix Contact also offers a comprehensive labeling service for system marking applications. Test us out!

PML-W warning labels

Warning labels are used to identify danger areas in systems and workshops. The unlabeled warning labels allow you to create custom warning instructions.

PML-P prohibition signs

Prohibition signs prohibit potentially dangerous activities. They are therefore a key component of occupational health and safety.

PML-M mandatory signs

Mandatory signs prescribe a certain mode of behavior and are used to prevent accidents in the workplace.

PML-T pipeline signs

Pipeline markers are used to indicate fluids or gases. By removing the arrowhead that is not required, the direction of flow can also be defined.

PML-GHS hazardous substances labels

Hazardous substances labels are used for the additional marking of the pipeline markers if hazardous substances according to the Ordinance on Hazardous Substances (GefStoffV) are transported through the pipelines.

PMM magnetic labels

Magnetic labels provide a flexible solution if you do not wish to apply permanent marking. If required, they can be quickly attached to metallic surfaces and removed just as easily.

UniSheet - stick-on warning labels, unlabeled

The unlabeled US-PML warning labels allow you to create custom warning instructions. A variety of symbols are available in the CLIP PROJECT software. The warning labels offer the following features:

- Highly flexible, plasticized PVC labels which are ideal for uneven surfaces
- Suitable for indoor and outdoor use
- The warning labels conform to the ISO 7010 international standard
- The format automatically ensures printing with a high degree of positioning accuracy

- Labeling service: Phoenix Contact can custom-label all US-PML ... warning labels according to your requirements

Notes:

[1]) For ordering example, see page 359.

Can be printed with:

Thermal transfer for sheets and cards

PRINTED FOR YOU

Unlabeled or labeled according to customer specifications

Technical data

General data		
Can be printed with:		THERMOMARK CARD PLUS • THERMOMARK CARD
Material		PVC
Temperature range	[°C]	-40 ... 90
Wipe resistance		DIN EN 61010-1 (VDE 0411-1)
Components		Silicone-free

Ordering data

Description	Color	Type	Order No.	Pcs. / Pkt.
UniSheet, with self-adhesive warning labels, triangular				
24-section, side length: 25 mm	yellow	**US-PML-W100 (25X25)**	**1014125**	10
6-section, side length: 50 mm	yellow	**US-PML-W100 (50X50)**	**1014126**	10
1-section, side length: 100 mm	yellow	**US-PML-W100 (100X100)**	**1014127**	10
UniSheet, with self-adhesive warning labels, triangular with additional rectangular lettering field				
16-section, side length: 25 mm	yellow	**US-PML-W200 (25X25)**	**1014131**	10
4-section, side length: 50 mm	yellow	**US-PML-W200 (50X50)**	**1014132**	10
1-section, side length: 100 mm	yellow	**US-PML-W200 (100X100)**	**1014133**	10
UniSheet, with self-adhesive warning labels, triangular, **labeled according to customer specifications**[1])				
24-section, side length: 25 mm	yellow	**US-PML-W100 (25X25) CUS**	**1014128**	1
6-section, side length: 50 mm	yellow	**US-PML-W100 (50X50) CUS**	**1014129**	1
1-section, side length: 100 mm	yellow	**US-PML-W100 (100X100) CUS**	**1014130**	1
UniSheet, with self-adhesive warning labels, triangular with additional rectangular lettering field, **labeled according to customer specifications**[1])				
16-section, side length: 25 mm	yellow	**US-PML-W200 (25X25) CUS**	**1014134**	1
4-section, side length: 50 mm	yellow	**US-PML-W200 (50X50) CUS**	**1014135**	1
1-section, side length: 100 mm	yellow	**US-PML-W200 (100X100) CUS**	**1014136**	1

Accessories

Magazine, for THERMOMARK CARD..., for accommodating all US–... materials	**THERMOMARK CARD-US-MAG1**	**5146451**	1

Stick-on warning labels, unlabeled

The unlabeled PML warning labels allow you to create custom warning instructions. A variety of symbols are available in the CLIP PROJECT software. The warning labels offer the following features:

- Highly flexible, plasticized PVC labels which are ideal for uneven surfaces
- Suitable for indoor and outdoor use
- The special packaging protects rolls that have already been started from the dirt found in industrial environments
- The warning labels conform to the ISO 7010 international standard
- Labeling service: Phoenix Contact can custom-label all PML ... warning labels according to your requirements

Notes:

[1]) For ordering example, see page 359.

Can be printed with:

Thermal transfer for rolls

PRINTED FOR YOU

Unlabeled or labeled according to customer specifications

Technical data

General data		
Can be printed with:		THERMOMARK ROLL • THERMOMARK ROLL X1 • THERMOMARK X1.1 • THERMOMARK X1.2
Material		PVC
Temperature range	[°C]	-40 ... 90
Wipe resistance		DIN EN 61010-1 (VDE 0411-1)
Components		Silicone-free

Ordering data

Description	Color	Type	Order No.	Pcs. / Pkt.
Warning label, triangular				
500 labels per roll, side length: 25 mm	yellow	**PML-W100 (25X25)R**	**0830429**	1
500 labels per roll, side length: 50 mm	yellow	**PML-W100 (50X50)R**	**0830430**	1
250 labels per roll, side length: 100 mm	yellow	**PML-W100 (100X100)R**	**0830431**	1
Warning label, triangular, additional rectangular lettering field				
500 labels per roll, side length: 25 mm	yellow	**PML-W200 (25X25)R**	**0830451**	1
500 labels per roll, side length: 50 mm	yellow	**PML-W200 (50X50)R**	**0830452**	1
250 labels per roll, side length: 100 mm	yellow	**PML-W200 (100X100)R**	**0830453**	1
Warning label, rectangular				
500 labels per roll, width: 52 mm, height: 26 mm	yellow	**PML-W300 (52X26)R**	**0830458**	1
500 labels per roll, width: 74 mm, height: 37 mm	yellow	**PML-W300 (74X37)R**	**0830459**	1
250 labels per roll, width: 105 mm, height: 52 mm	yellow	**PML-W300 (105X52)R**	**0830460**	1
Warning label, triangular, **labeled according to customer specifications**[1])				
3 labels per strip, side length: 25 mm	yellow	**PML-W100 (25X25)R CUS**	**0830493**	1
1 label per strip, side length: 50 mm	yellow	**PML-W100 (50X50)R CUS**	**0830494**	1
1 label per strip, side length: 100 mm	yellow	**PML-W100 (100X100)R CUS**	**0830495**	1
Warning label, triangular, additional rectangular lettering field, **labeled according to customer specifications**[1])				
3 labels per strip, side length: 25 mm	yellow	**PML-W200 (25X25)R CUS**	**0830496**	1
1 label per strip, side length: 50 mm	yellow	**PML-W200 (50X50)R CUS**	**0830497**	1
1 label per strip, side length: 100 mm	yellow	**PML-W200 (100X100)R CUS**	**0830498**	1
Warning label, rectangular, **labeled according to customer specifications**[1])				
1 label per strip, width: 52 mm, height: 26 mm	yellow	**PML-W300 (52X26)R CUS**	**0830499**	1
1 label per strip, width: 74 mm, height: 37 mm	yellow	**PML-W300 (74X37)R CUS**	**0830500**	1
1 label per strip, width: 105 mm, height: 52 mm	yellow	**PML-W300 (105X52)R CUS**	**0830501**	1

Stick-on warning labels, triangular with lightning flash

The PML warning labels are available with various warning instructions. The warning labels offer the following features:
– Printed cards
– Suitable for indoor and outdoor use
– The warning labels conform to the ISO 7010 international standard

Technical data

General data		
Material		PVC
Temperature range	[°C]	-40 ... 90
Wipe resistance		DIN EN 61010-1 (VDE 0411-1)
Components		Silicone-free

Ordering data

Description	Color	Type	Order No.	Pcs. / Pkt.
Warning label, triangular, with lightning flash 25 labels per sheet, side length: 25 mm	yellow	**PML-W101 (25X25)**	**0830433**	5
9 labels per sheet, side length: 50 mm	yellow	**PML-W101 (50X50)**	**0830434**	5
9 labels per sheet, side length: 100 mm	yellow	**PML-W101 (100X100)**	**0830435**	5
1 label per sheet, side length: 200 mm	yellow	**PML-W101 (200X200)**	**0830436**	5

Stick-on warning labels, triangular with lightning flash and details of voltage

- Printed cards
- Suitable for indoor and outdoor use
- The warning labels conform to the ISO 7010 international standard

		Technical data	Technical data
General data			
Material		PVC	PVC
Temperature range	[°C]	-40 ... 90	-40 ... 90
Wipe resistance		DIN EN 61010-1 (VDE 0411-1)	DIN EN 61010-1 (VDE 0411-1)
Components		Silicone-free	Silicone-free

		Ordering data			Ordering data		
Description	Color	Type	Order No.	Pcs. / Pkt.	Type	Order No.	Pcs. / Pkt.
Warning label, triangular with lightning flash, additional rectangular lettering field, printed text: “Spannung Voltage”							
16 labels per sheet, side length: 25 mm	yellow	**PML-W201 (25X25)**	**0830454**	5			
4 labels per sheet, side length: 50 mm	yellow	**PML-W201 (50X50)**	**0830455**	5			
4 labels per sheet, side length: 100 mm	yellow	**PML-W201 (100X100)**	**0830456**	5			
1 label per sheet, side length: 200 mm	yellow	**PML-W201 (200X200)**	**0830457**	5			
Warning label, triangular, with lightning flash, additional rectangular lettering field, printed text: 230 V							
16 labels per sheet, side length: 25 mm	yellow				**PML-W202 (25X25)**	**0830437**	5
4 labels per sheet, side length: 50 mm	yellow				**PML-W202 (50X50)**	**0830438**	5
4 labels per sheet, side length: 100 mm	yellow				**PML-W202 (100X100)**	**0830439**	5
1 label per sheet, side length: 200 mm	yellow				**PML-W202 (200X200)**	**0830440**	5
Warning label, triangular, additional rectangular lettering field, printed items: lightning flash and 400 V							
16 labels per sheet, side length: 25 mm	yellow				**PML-W203 (25X25)**	**0830441**	5
4 labels per sheet, side length: 50 mm	yellow				**PML-W203 (50X50)**	**0830442**	5
4 labels per sheet, side length: 100 mm	yellow				**PML-W203 (100X100)**	**0830443**	5
1 label per sheet, side length: 200 mm	yellow				**PML-W203 (200X200)**	**0830444**	5
Warning label, triangular, additional rectangular lettering field, printed items: lightning flash and 120 V							
4 labels per sheet, side length: 50 mm	yellow				**PML-W204 (50X50)**	**0830445**	5
4 labels per sheet, side length: 100 mm	yellow				**PML-W204 (100X100)**	**0830446**	5
1 label per sheet, side length: 200 mm	yellow				**PML-W204 (200X200)**	**0830447**	5
Warning label, triangular, additional rectangular lettering field, printed items: lightning flash and 240 V							
4 labels per sheet, side length: 50 mm	yellow				**PML-W205 (50X50)**	**0830448**	5
4 labels per sheet, side length: 100 mm	yellow				**PML-W205 (100X100)**	**0830449**	5
1 label per sheet, side length: 200 mm	yellow				**PML-W205 (200X200)**	**0830450**	5

Stick-on warning labels, with lightning flash and warning instruction

– Printed cards
– Suitable for indoor and outdoor use

Technical data

General data		
Material		PVC
Temperature range	[°C]	-40 ... 90
Wipe resistance		DIN EN 61010-1 (VDE 0411-1)
Components		Silicone-free

Ordering data

Description	Color	Type	Order No.	Pcs. / Pkt.
Warning label, rectangular, with lightning flash, printed text in German/English: “Danger! High voltage when main switch is off”				
4 labels per sheet, W x H: 52 x 26 mm	yellow	**PML-W301 (52X26)**	**0830461**	5
3 labels per sheet, W x H: 74 x 37 mm	yellow	**PML-W301 (74X37)**	**0830462**	5
4 labels per sheet, W x H: 105 x 52 mm	yellow	**PML-W301 (105X52)**	**0830463**	5
2 labels per sheet, W x H: 200 x 100 mm	yellow	**PML-W301 (200X100)**	**0830464**	5
Warning label, rectangular, printed text in German: “Achtung! Vor Öffnen des Gehäuses Netzstecker ziehen!”				
27 labels per sheet, W x H: 52 x 26 mm	yellow			
12 labels per sheet, W x H: 74 x 37 mm	yellow			
4 labels per sheet, W x H: 105 x 52 mm	yellow			
2 labels per sheet, W x H: 200 x 100 mm	yellow			
Warning label, rectangular, with lightning flash, printed text in English: “Caution! Before opening housing, turn off main power switch!”				
27 labels per sheet, W x H: 52 x 26 mm	yellow			
12 labels per sheet, W x H: 74 x 37 mm	yellow			
4 labels per sheet, W x H: 105 x 52 mm	yellow			
2 labels per sheet, W x H: 200 x 100 mm	yellow			
Warning label, rectangular, printed text in German: “Achtung! Vor Öffnen des Gehäuses Hauptschalter ausschalten!”				
27 labels per sheet, W x H: 52 x 26 mm	yellow			
12 labels per sheet, W x H: 74 x 37 mm	yellow			
4 labels per sheet, W x H: 105 x 52 mm	yellow			
2 labels per sheet, W x H: 200 x 100 mm	yellow			
Warning label, rectangular, with lightning flash, printed text in English: “Caution! Before opening housing, pull main plug!”				
27 labels per sheet, W x H: 52 x 26 mm	yellow			
12 labels per sheet, W x H: 74 x 37 mm	yellow			
4 labels per sheet, W x H: 105 x 52 mm	yellow			
2 labels per sheet, W x H: 200 x 100 mm	yellow			

Technical data

PVC
-40 ... 90
DIN EN 61010-1 (VDE 0411-1)
Silicone-free

Ordering data

Type	Order No.	Pcs. / Pkt.
PML-W302 (52X26)	**0830465**	5
PML-W302 (74X37)	**0830466**	5
PML-W302 (105X52)	**0830467**	5
PML-W302 (200X100)	**0830468**	5
PML-W303 (52X26)	**0830469**	5
PML-W303 (74X37)	**0830470**	5
PML-W303 (105X52)	**0830471**	5
PML-W303 (200X100)	**0830472**	5
PML-W304 (52X26)	**0830473**	5
PML-W304 (74X37)	**0830474**	5
PML-W304 (105X52)	**0830475**	5
PML-W304 (200X100)	**0830476**	5
PML-W305 (52X26)	**0830477**	5
PML-W305 (74X37)	**0830478**	5
PML-W305 (105X52)	**0830479**	5
PML-W305 (200X100)	**0830480**	5

UniSheet - stick-on prohibition signs, color preprinted without symbols

– The color preprinted US PML-P prohibition signs on US cards allow you to create custom prohibition notices
– A variety of symbols are available in the CLIP PROJECT software

Notes:

For accessories, visit www.phoenixcontact.net/products.

[1]) For ordering example, see page 359.

N

PRINTED FOR YOU

Unlabeled or labeled according to customer specifications

Technical data

General data		
Can be printed with:		THERMOMARK CARD PLUS • THERMOMARK CARD
Material		PVC
Temperature range	[°C]	-40 ... 90
Wipe resistance		DIN EN 61010-1 (VDE 0411-1)
Components		Silicone-free

Ordering data

Description	Color	Type	Order No.	Pcs. / Pkt.
Prohibition sign, color preprinted, without symbols				
4-section, diameter: 50 mm	red/white	**US-PML-P100 (D50)**	**1014217**	10
1-section, diameter: 100 mm	red/white	**US-PML-P100 (D100)**	**1014218**	10
Prohibition sign, color preprinted, without symbols, **labeled according to customer specifications**[1])				
4-section, diameter: 50 mm	red/white	**US-PML-P100 (D50) CUS**	**1014219**	1
1-section, diameter: 100 mm	red/white	**US-PML-P100 (D100) CUS**	**1014220**	1

UniSheet - stick-on prohibition sign, unprinted

– The unlabeled PML prohibition signs allow you to create custom prohibition notices in color with the THERMOMARK CARD PLUS
– A variety of symbols are available in the CLIP PROJECT software

Notes:

For the matching ink ribbon (1014403) and magazine (5146451), for THERMOMARK CARD, for accommodating all US materials, see page 348.

[1]) For ordering example, see page 359.

N

PRINTED FOR YOU

Unlabeled or labeled according to customer specifications

Technical data

General data		
Can be printed with:		THERMOMARK CARD PLUS
Material		PVC
Temperature range	[°C]	-40 ... 90
Wipe resistance		DIN EN 61010-1 (VDE 0411-1)
Components		Silicone-free

Ordering data

Description	Color	Type	Order No.	Pcs. / Pkt.
Prohibition sign, unprinted				
4-section, diameter: 50 mm	white	**US-PML-P200 (D50)**	**1014221**	10
1-section, diameter: 100 mm	white	**US-PML-P200 (D100)**	**1014222**	10
Prohibition sign, unprinted, **labeled according to customer specifications**[1])				
4-section, diameter: 50 mm	white	**US-PML-P200 (D50) CUS**	**1014223**	1
1-section, diameter: 100 mm	white	**US-PML-P200 (D100) CUS**	**1014224**	1

N

Stick-on prohibition signs, color preprinted, without symbols

The color preprinted PML-P prohibition signs on a roll allow you to create custom prohibition notices. A variety of symbols are available in the CLIP PROJECT software. The prohibition signs offer the following features:

- Highly flexible, plasticized PVC labels which are ideal for uneven surfaces
- Suitable for indoor and outdoor use
- The prohibition signs conform to the ISO 7010 international standard
- The format automatically ensures printing with a high level of positional accuracy
- The special packaging protects rolls that have already been started from the dirt found in industrial environments
- Labeling service: Phoenix Contact can custom-label all PML ... markers according to your requirements

Notes:

[1]) For ordering example, see page 359.

PRINTED FOR YOU

Unlabeled or labeled according to customer specifications

Technical data

General data		
Can be printed with:		THERMOMARK ROLL • THERMOMARK ROLL X1 • THERMOMARK X1.1 • THERMOMARK X1.2
Material		PVC
Temperature range	[°C]	-40 ... 90
Wipe resistance		DIN EN 61010-1 (VDE 0411-1)
Components		Silicone-free

Ordering data

Description	Color	Type	Order No.	Pcs. / Pkt.
Prohibition sign, color preprinted, without symbols				
500 labels per roll, diameter: 50 mm	red/white	**PML-P100 (D50)R**	**1014225**	1
250 labels per roll, diameter: 100 mm	red/white	**PML-P100 (D100)R**	**1014226**	1
Prohibition sign, color preprinted, without symbols, **labeled according to customer specifications**[1])				
1 label per strip, diameter: 50 mm	red/white	**PML-P100 (D50)R CUS**	**1014227**	1
1 label per strip, diameter: 100 mm	red/white	**PML-P100 (D100)R CUS**	**1014228**	1

N

Stick-on prohibition signs, preprinted with symbols

Symbol - No smoking

The PML-P... prohibition signs are available with various symbols. The prohibition signs offer the following features:

– Highly flexible, plasticized PVC labels which are ideal for uneven surfaces
– Suitable for indoor and outdoor use
– The mandatory signs conform to the ISO 7010 international standard

Technical data

General data		
Material		PVC
Temperature range	[°C]	-40 ... 90
Wipe resistance		DIN EN 61010-1 (VDE 0411-1)
Components		Silicone-free

Ordering data

Description	Color	Type	Order No.	Pcs. / Pkt.
Prohibition sign, preprinted with “No smoking” symbol				
3-section, diameter: 50 mm	red/white	**PML-P101 (D50)**	**1014184**	5
3-section, diameter: 100 mm	red/white	**PML-P101 (D100)**	**1014185**	5
1-section, diameter: 200 mm	red/white	**PML-P101 (D200)**	**1014186**	5
Prohibition sign, preprinted with “Do not connect” symbol				
3-section, diameter: 50 mm	red/white			
3-section, diameter: 100 mm	red/white			
1-section, diameter: 200 mm	red/white			
Prohibition sign, preprinted with “Forbidden for persons with pacemakers” symbol				
3-section, diameter: 50 mm	red/white			
3-section, diameter: 100 mm	red/white			
1-section, diameter: 200 mm	red/white			
Prohibition sign, preprinted with “Do not touch” symbol				
3-section, diameter: 50 mm	red/white			
3-section, diameter: 100 mm	red/white			
1-section, diameter: 200 mm	red/white			

N

Symbol - Do not connect

N

Symbol - Forbidden for persons with pacemakers

N

Symbol - Do not touch

Technical data

PVC
-40 ... 90
DIN EN 61010-1 (VDE 0411-1)
Silicone-free

Ordering data

Type	Order No.	Pcs. / Pkt.
PML-P102 (D50)	1014187	5
PML-P102 (D100)	1014188	5
PML-P102 (D200)	1014189	5

Technical data

PVC
-40 ... 90
DIN EN 61010-1 (VDE 0411-1)
Silicone-free

Ordering data

Type	Order No.	Pcs. / Pkt.
PML-P103 (D50)	1014190	5
PML-P103 (D100)	1014191	5
PML-P103 (D200)	1014192	5

Technical data

PVC
-40 ... 90
DIN EN 61010-1 (VDE 0411-1)
Silicone-free

Ordering data

Type	Order No.	Pcs. / Pkt.
PML-P104 (D50)	1014193	5
PML-P104 (D100)	1014194	5
PML-P104 (D200)	1014195	5

System marking

Stick-on prohibition signs, preprinted with symbols

- Printed cards
- Highly flexible, plasticized PVC labels which are ideal for uneven surfaces
- Suitable for indoor and outdoor use
- The mandatory signs conform to the ISO 7010 international standard

N

Symbol - Do not walk here

N

Symbol - No fire, naked lights or smoking

		Technical data	Technical data
General data			
Material		PVC	PVC
Temperature range	[°C]	-40 ... 90	-40 ... 90
Wipe resistance		DIN EN 61010-1 (VDE 0411-1)	DIN EN 61010-1 (VDE 0411-1)
Components		Silicone-free	Silicone-free

		Ordering data			Ordering data		
Description	Color	Type	Order No.	Pcs. / Pkt.	Type	Order No.	Pcs. / Pkt.
Prohibition sign, preprinted with “Do not walk here” symbol							
3-section, diameter: 50 mm	red/white	**PML-P105 (D50)**	**1014196**	5			
3-section, diameter: 100 mm	red/white	**PML-P105 (D100)**	**1014197**	5			
1-section, diameter: 200 mm	red/white	**PML-P105 (D200)**	**1014198**	5			
Prohibition sign, preprinted with “No fire, naked lights or smoking” symbol							
3-section, diameter: 50 mm	red/white				**PML-P106 (D50)**	**1014199**	5
3-section, diameter: 100 mm	red/white				**PML-P106 (D100)**	**1014200**	5
1-section, diameter: 200 mm	red/white				**PML-P106 (D200)**	**1014201**	5
Prohibition sign, preprinted with “Do not reach in” symbol							
3-section, diameter: 50 mm	red/white						
3-section, diameter: 100 mm	red/white						
1-section, diameter: 200 mm	red/white						
Prohibition sign, preprinted with “Do not extinguish with water” symbol							
3-section, diameter: 50 mm	red/white						
3-section, diameter: 100 mm	red/white						
1-section, diameter: 200 mm	red/white						
Prohibition sign, preprinted with “No mobile phones” symbol							
3-section, diameter: 50 mm	red/white						
3-section, diameter: 100 mm	red/white						
1-section, diameter: 200 mm	red/white						

N

Symbol - Do not reach in

N

Symbol - Do not extinguish with water

N

Symbol - No mobile phones

Technical data

PVC
-40 ... 90
DIN EN 61010-1 (VDE 0411-1)
Silicone-free

Ordering data

Type	Order No.	Pcs. / Pkt.
PML-P107 (D50)	**1014202**	5
PML-P107 (D100)	**1014203**	5
PML-P107 (D200)	**1014204**	5

Technical data

PVC
-40 ... 90
DIN EN 61010-1 (VDE 0411-1)
Silicone-free

Ordering data

Type	Order No.	Pcs. / Pkt.
PML-P108 (D50)	**1014205**	5
PML-P108 (D100)	**1014206**	5
PML-P108 (D200)	**1014207**	5

Technical data

PVC
-40 ... 90
DIN EN 61010-1 (VDE 0411-1)
Silicone-free

Ordering data

Type	Order No.	Pcs. / Pkt.
PML-P109 (D50)	**1014208**	5
PML-P109 (D100)	**1014209**	5
PML-P109 (D200)	**1014210**	5

N

Stick-on prohibition signs, preprinted with symbols

- Printed cards
- Highly flexible, plasticized PVC labels which are ideal for uneven surfaces
- Suitable for indoor and outdoor use
- The mandatory signs conform to the ISO 7010 international standard

Symbol - No food

Technical data

General data		
Material		PVC
Temperature range	[°C]	-40 ... 90
Wipe resistance		DIN EN 61010-1 (VDE 0411-1)
Components		Silicone-free

Ordering data

Description	Color	Type	Order No.	Pcs. / Pkt.
Prohibition sign, preprinted with “No food” symbol				
3-section, diameter: 50 mm	red/white	**PML-P110 (D50)**	**1014211**	5
3-section, diameter: 100 mm	red/white	**PML-P110 (D100)**	**1014212**	5
1-section, diameter: 200 mm	red/white	**PML-P110 (D200)**	**1014213**	5
Prohibition sign, preprinted with “No access for unauthorized persons” symbol				
3-section, diameter: 50 mm	red/white			
3-section, diameter: 100 mm	red/white			
1-section, diameter: 200 mm	red/white			

N

Symbol - No access for unauthorized persons

Technical data

PVC
-40 ... 90
DIN EN 61010-1 (VDE 0411-1)
Silicone-free

Ordering data

Type	Order No.	Pcs. / Pkt.
PML-P111 (D50)	**1014214**	5
PML-P111 (D100)	**1014215**	5
PML-P111 (D200)	**1014216**	5

UniSheet - stick-on mandatory signs, color preprinted, without symbols

The unlabeled US-PML-M mandatory signs on US cards allow you to create custom information signs. A variety of symbols are available in the CLIP PROJECT software. The mandatory signs offer the following features:

- Highly flexible, plasticized PVC labels which are ideal for uneven surfaces
- Suitable for indoor and outdoor use
- The mandatory signs conform to the ISO 7010 international standard
- The markers, which are supplied in uniform sheets, can be printed onto quickly, easily, and cost-effectively using the THERMOMARK CARD
- The format automatically ensures printing with a high level of positional accuracy
- The perforated markers are easy to separate
- Labeling service: Phoenix Contact can custom-label all US-PML ... markers according to your requirements

Notes:

[1]) For ordering example, see page 359.

Can be printed with:

Thermal transfer for sheets and cards

N

PRINTED FOR YOU

Unlabeled or labeled according to customer specifications

Technical data

General data		
Can be printed with:		THERMOMARK CARD PLUS • THERMOMARK CARD
Material		PVC
Temperature range	[°C]	-40 ... 90
Wipe resistance		DIN EN 61010-1 (VDE 0411-1)
Components		Silicone-free

Ordering data

Description	Color	Type	Order No.	Pcs. / Pkt.
Mandatory sign, color preprinted, without symbols				
4-section, diameter: 50 mm	blue	**US-PML-M100 (D50)**	**1014176**	10
1-section, diameter: 100 mm	blue	**US-PML-M100 (D100)**	**1014177**	10
Mandatory sign, unprinted, **labeled according to customer specifications**[1])				
4-section, diameter: 50 mm	blue	**US-PML-M100 (D50) CUS**	**1014178**	1
1-section, diameter: 100 mm	blue	**US-PML-M100 (D100) CUS**	**1014179**	1

Accessories

Magazine, for THERMOMARK CARD..., for accommodating all US–... materials		**THERMOMARK CARD-US-MAG1**	**5146451**	1
Ink ribbon, length: 300 m, width: 110 mm	white	**TM-RIBBON 110-TC/TR WH**	**1014402**	1

N

Stick-on mandatory signs, color preprinted, without symbols

The color preprinted PML-M mandatory signs on a roll allow you to create custom mandatory notices. A variety of symbols are available in the CLIP PROJECT software. The mandatory signs offer the following features:

- Highly flexible, plasticized PVC labels which are ideal for uneven surfaces
- Suitable for indoor and outdoor use
- The mandatory signs conform to the ISO 7010 international standard
- The format automatically ensures printing with a high level of positional accuracy
- The special packaging protects rolls that have already been started from the dirt found in industrial environments
- Labeling service: Phoenix Contact can custom-label all markers according to your requirements

Notes:

[1]) For ordering example, see page 359.

Can be printed with:

Thermal transfer for rolls

PRINTED FOR YOU

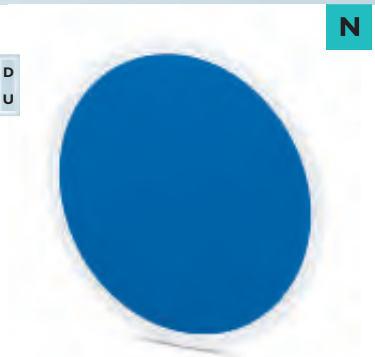

Unlabeled or labeled according to customer specifications

Technical data

General data		
Can be printed with:		THERMOMARK ROLL • THERMOMARK ROLL X1 • THERMOMARK X1.1 • THERMOMARK X1.2
Material		PVC
Temperature range	[°C]	-40 ... 90
Wipe resistance		DIN EN 61010-1 (VDE 0411-1)
Components		Silicone-free

Ordering data

Description	Color	Type	Order No.	Pcs. / Pkt.
Mandatory sign, color preprinted, without symbols				
500 labels per roll, diameter: 50 mm	blue	**PML-M100 (D50)R**	**1014180**	1
250 labels per roll, diameter: 100 mm	blue	**PML-M100 (D100)R**	**1014181**	1
Mandatory sign, color preprinted, without symbols, **labeled according to customer specifications**[1])				
1 label per strip, diameter: 50 mm	blue	**PML-M100 (D50)R CUS**	**1014182**	1
1 label per strip, diameter: 100 mm	blue	**PML-M100 (D100)R CUS**	**1014183**	1

Accessories

Ink ribbon, length: 300 m, width: 110 mm	white	**TM-RIBBON 110-TC/TR WH**	**1014402**	1

Stick-on mandatory signs, preprinted, with symbols

N

Symbol - General mandatory action symbol

The PML-M mandatory signs are available with various symbols. The mandatory signs offer the following features:

– Highly flexible, plasticized PVC labels which are ideal for uneven surfaces
– Suitable for indoor and outdoor use
– The mandatory signs conform to the ISO 7010 international standard

Technical data

General data		
Material		PVC
Temperature range	[°C]	-40 ... 90
Wipe resistance		DIN EN 61010-1 (VDE 0411-1)
Components		Silicone-free

Ordering data

Description	Color	Type	Order No.	Pcs. / Pkt.
Mandatory sign, preprinted with "General mandatory action symbol"				
3-section, diameter: 50 mm	blue	**PML-M101 (D50)**	**1014137**	5
3-section, diameter: 100 mm	blue	**PML-M101 (D100)**	**1014138**	5
1-section, diameter: 200 mm	blue	**PML-M101 (D200)**	**1014139**	5
Mandatory sign, preprinted with "Wear safety goggles" symbol				
3-section, diameter: 50 mm	blue			
3-section, diameter: 100 mm	blue			
1-section, diameter: 200 mm	blue			
Mandatory sign, preprinted with "Observe instructions for use" symbol				
3-section, diameter: 50 mm	blue			
3-section, diameter: 100 mm	blue			
1-section, diameter: 200 mm	blue			
Mandatory sign, preprinted with "Wear ear protectors" symbol				
3-section, diameter: 50 mm	blue			
3-section, diameter: 100 mm	blue			
1-section, diameter: 200 mm	blue			

N

Symbol - Wear safety goggles

N

Symbol - Observe instructions for use

N

Symbol - Wear ear protectors

Technical data

PVC
-40 ... 90
DIN EN 61010-1 (VDE 0411-1)
Silicone-free

Ordering data

Type	Order No.	Pcs. / Pkt.
PML-M102 (D50)	1014140	5
PML-M102 (D100)	1014141	5
PML-M102 (D200)	1014142	5

Technical data

PVC
-40 ... 90
DIN EN 61010-1 (VDE 0411-1)
Silicone-free

Ordering data

Type	Order No.	Pcs. / Pkt.
PML-M103 (D50)	1014143	5
PML-M103 (D100)	1014144	5
PML-M103 (D200)	1014145	5

Technical data

PVC
-40 ... 90
DIN EN 61010-1 (VDE 0411-1)
Silicone-free

Ordering data

Type	Order No.	Pcs. / Pkt.
PML-M104 (D50)	1014146	5
PML-M104 (D100)	1014147	5
PML-M104 (D200)	1014148	5

System marking

Stick-on mandatory signs, preprinted, with symbols

Printed cards
- Highly flexible, plasticized PVC labels which are ideal for uneven surfaces
- Suitable for indoor and outdoor use
- The mandatory signs conform to the ISO 7010 international standard

N

Symbol - Wear face shield

N

Symbol - Wear safety helmet

		Technical data	Technical data
General data			
Material		PVC	PVC
Temperature range	[°C]	-40 ... 90	-40 ... 90
Wipe resistance		DIN EN 61010-1 (VDE 0411-1)	DIN EN 61010-1 (VDE 0411-1)
Components		Silicone-free	Silicone-free

		Ordering data			Ordering data		
Description	Color	Type	Order No.	Pcs. / Pkt.	Type	Order No.	Pcs. / Pkt.
Mandatory sign, preprinted with “Wear face shield” symbol							
3-section, diameter: 50 mm	blue	**PML-M105 (D50)**	**1014149**	5			
3-section, diameter: 100 mm	blue	**PML-M105 (D100)**	**1014150**	5			
1-section, diameter: 200 mm	blue	**PML-M105 (D200)**	**1014151**	5			
Mandatory sign, preprinted with “Wear safety helmet” symbol							
3-section, diameter: 50 mm	blue				**PML-M106 (D50)**	**1014152**	5
3-section, diameter: 100 mm	blue				**PML-M106 (D100)**	**1014153**	5
1-section, diameter: 200 mm	blue				**PML-M106 (D200)**	**1014154**	5
Mandatory sign, preprinted with “Use face mask” symbol							
3-section, diameter: 50 mm	blue						
3-section, diameter: 100 mm	blue						
1-section, diameter: 200 mm	blue						
Mandatory sign, preprinted with “Wear protective gloves” symbol							
3-section, diameter: 50 mm	blue						
3-section, diameter: 100 mm	blue						
1-section, diameter: 200 mm	blue						
Mandatory sign, preprinted with “Wear protective clothing” symbol							
3-section, diameter: 50 mm	blue						
3-section, diameter: 100 mm	blue						
1-section, diameter: 200 mm	blue						

N

Symbol - Use face mask

N

Symbol - Wear protective gloves

N

Symbol - Wear protective clothing

Technical data

PVC
-40 ... 90
DIN EN 61010-1 (VDE 0411-1)
Silicone-free

Ordering data

Type	Order No.	Pcs. / Pkt.
PML-M107 (D50)	1014155	5
PML-M107 (D100)	1014156	5
PML-M107 (D200)	1014157	5

Technical data

PVC
-40 ... 90
DIN EN 61010-1 (VDE 0411-1)
Silicone-free

Ordering data

Type	Order No.	Pcs. / Pkt.
PML-M108 (D50)	1014158	5
PML-M108 (D100)	1014159	5
PML-M108 (D200)	1014160	5

Technical data

PVC
-40 ... 90
DIN EN 61010-1 (VDE 0411-1)
Silicone-free

Ordering data

Type	Order No.	Pcs. / Pkt.
PML-M109 (D50)	1014161	5
PML-M109 (D100)	1014162	5
PML-M109 (D200)	1014163	5

System marking

Stick-on mandatory signs, preprinted, with symbols

Printed cards
- Highly flexible, plasticized PVC labels which are ideal for uneven surfaces
- Suitable for indoor and outdoor use
- The mandatory signs conform to the ISO 7010 international standard

N

Symbol - Disconnect before starting work

N

Symbol - Wear conductive footwear

		Technical data	Technical data
General data			
Material		PVC	PVC
Temperature range	[°C]	-40 ... 90	-40 ... 90
Wipe resistance		DIN EN 61010-1 (VDE 0411-1)	DIN EN 61010-1 (VDE 0411-1)
Components		Silicone-free	Silicone-free

		Ordering data			Ordering data		
Description	Color	Type	Order No.	Pcs. / Pkt.	Type	Order No.	Pcs. / Pkt.
Mandatory sign, preprinted with “Disconnect before starting work” symbol							
3-section, diameter: 50 mm	blue	**PML-M110 (D50)**	**1014164**	5			
3-section, diameter: 100 mm	blue	**PML-M110 (D100)**	**1014165**	5			
1-section, diameter: 200 mm	blue	**PML-M110 (D200)**	**1014166**	5			
Mandatory sign, preprinted with “Wear conductive footwear” symbol							
3-section, diameter: 50 mm	blue				**PML-M111 (D50)**	**1014167**	5
3-section, diameter: 100 mm	blue				**PML-M111 (D100)**	**1014168**	5
1-section, diameter: 200 mm	blue				**PML-M111 (D200)**	**1014169**	5
Mandatory sign, preprinted with “Wear head cover” symbol							
3-section, diameter: 50 mm	blue						
3-section, diameter: 100 mm	blue						
1-section, diameter: 200 mm	blue						
Mandatory sign, preprinted with “Wear safety shoes” symbol							
3-section, diameter: 50 mm	blue						
3-section, diameter: 100 mm	blue						
1-section, diameter: 200 mm	blue						

N

Symbol - Wear head cover

N

Symbol - Wear safety shoes

Technical data
PVC -40 ... 90 DIN EN 61010-1 (VDE 0411-1) Silicone-free

Ordering data		
Type	**Order No.**	Pcs. / Pkt.
PML-M112 (D50)	**1014170**	5
PML-M112 (D100)	**1014171**	5
PML-M112 (D200)	**1014172**	5

Technical data
PVC -40 ... 90 DIN EN 61010-1 (VDE 0411-1) Silicone-free

Ordering data		
Type	**Order No.**	Pcs. / Pkt.
PML-M113 (D50)	**1014173**	5
PML-M113 (D100)	**1014174**	5
PML-M113 (D200)	**1014175**	5

Stick-on pipeline markers, unlabeled

N

The color preprinted PML-T... pipeline markers supplied in rolls enable the custom marking of pipelines according to DIN 2403. The markers offer the following features:

- Finely perforated arrowheads enable the arrowheads which are not required to be easily removed
- High adhesive strength
- High temperature resistance
- Suitable for indoor and outdoor use
- In combination with the PML-GHS hazardous substances labels, marking which conforms to the Ordinance on Hazardous Substances (GefStoffV) can be applied
- The format automatically ensures printing with a high level of positional accuracy
- The special packaging protects rolls that have already been started from the dirt found in industrial environments
- Labeling service: Phoenix Contact can custom-label all markers according to your requirements

Notes:

[1]) For ordering example, see page 359.

Can be printed with:

Thermal transfer for rolls

PRINTED FOR YOU

Group 1 (water)

Technical data

General data		
Can be printed with:		THERMOMARK ROLL • THERMOMARK ROLL X1 • THERMOMARK X1.1 • THERMOMARK X1.2
Material		Polyester
Temperature range	[°C]	-40 ... 150
Wipe resistance		DIN EN 61010-1 (VDE 0411-1)

Ordering data

Description	Color	Type	Order No.	Pcs. / Pkt.
Pipeline markers, green, group 1 (water), unprinted				
250 labels per roll, marker size: 26 x 280 mm	green	**PML-T101 (26X280)R**	**1014229**	1
250 labels per roll, marker size: 52 x 560 mm	green	**PML-T101 (52X560)R**	**1014230**	1
Pipeline markers, red, group 2 (steam), unprinted				
250 labels per roll, marker size: 26 x 280 mm	red			
250 labels per roll, marker size: 52 x 560 mm	red			
Pipeline markers, gray, group 3 (air), unprinted				
250 labels per roll, marker size: 26 x 280 mm	gray			
250 labels per roll, marker size: 52 x 560 mm	gray			
Pipeline markers, yellow/red, group 4 (combustible gases), unprinted				
250 labels per roll, marker size: 26 x 280 mm	yellow/red			
250 labels per roll, marker size: 52 x 560 mm	yellow/red			
Pipeline markers, green, group 1 (water), **labeled according to customer specifications**[1])				
3 labels per strip, marker size: 26 x 280 mm	green	**PML-T101 (26X280)R CUS**	**1014249**	1
1 label per strip, marker size: 52 x 560 mm	green	**PML-T101 (52X560)R CUS**	**1014250**	1
Pipeline markers, red, group 2 (steam), **labeled according to customer specifications**[1])				
3 labels per strip, marker size: 26 x 280 mm	red			
1 label per strip, marker size: 52 x 560 mm	red			
Pipeline markers, gray, group 3 (air), **labeled according to customer specifications**[1])				
3 labels per strip, marker size: 26 x 280 mm	gray			
1 label per strip, marker size: 52 x 560 mm	gray			
Pipeline markers, yellow/red, group 4 (combustible gases), **labeled according to customer specifications**[1])				
3 labels per strip, marker size: 26 x 280 mm	yellow/red			
1 label per strip, marker size: 52 x 560 mm	yellow/red			

N

PRINTED FOR YOU

Group 2 (steam)

Technical data

THERMOMARK ROLL • THERMOMARK ROLL X1 • THERMOMARK X1.1 • THERMOMARK X1.2
Polyester
-40 ... 150
DIN EN 61010-1 (VDE 0411-1)

Ordering data

Type	Order No.	Pcs. / Pkt.
PML-T102 (26X280)R	1014231	1
PML-T102 (52X560)R	1014232	1
PML-T102 (26X280)R CUS	1014251	1
PML-T102 (52X560)R CUS	1014252	1

N

PRINTED FOR YOU

Group 3 (air)

Technical data

THERMOMARK ROLL • THERMOMARK ROLL X1 • THERMOMARK X1.1 • THERMOMARK X1.2
Polyester
-40 ... 150
DIN EN 61010-1 (VDE 0411-1)

Ordering data

Type	Order No.	Pcs. / Pkt.
PML-T103 (26X280)R	1014233	1
PML-T103 (52X560)R	1014234	1
PML-T103 (26X280)R CUS	1014253	1
PML-T103 (52X560)R CUS	1014254	1

N

PRINTED FOR YOU

Group 4 (combustible gases)

Technical data

THERMOMARK ROLL • THERMOMARK ROLL X1 • THERMOMARK X1.1 • THERMOMARK X1.2
Polyester
-40 ... 150
DIN EN 61010-1 (VDE 0411-1)

Ordering data

Type	Order No.	Pcs. / Pkt.
PML-T104 (26X280)R	1014235	1
PML-T104 (52X560)R	1014236	1
PML-T104 (26X280)R CUS	1014255	1
PML-T104 (52X560)R CUS	1014256	1

Stick-on pipeline markers, unlabeled

N

- Finely perforated arrowheads enable the arrowheads which are not required to be easily removed
- High adhesive strength
- High temperature resistance
- Suitable for indoor and outdoor use
- In combination with the PML-GHS hazardous substances labels, marking which conforms to the Ordinance on Hazardous Substances (GefStoffV) can be applied

Can be printed with:

Thermal transfer for rolls

PRINTED FOR YOU

Group 5 (non-combustible gases)

Technical data

General data		
Can be printed with:		THERMOMARK ROLL • THERMOMARK ROLL X1 • THERMOMARK X1.1 • THERMOMARK X1.2
Material		Polyester
Temperature range	[°C]	-40 ... 150
Wipe resistance		DIN EN 61010-1 (VDE 0411-1)

Ordering data

Description	Color	Type	Order No.	Pcs. / Pkt.
Pipeline markers, yellow/black, group 5 (non-combustible gases), unprinted				
250 labels per roll, marker size: 26 x 280 mm	yellow/black	**PML-T105 (26X280)R**	**1014237**	1
250 labels per roll, marker size: 52 x 560 mm	yellow/black	**PML-T105 (52X560)R**	**1014238**	1
Pipeline markers, orange, group 6 (acids), unprinted				
250 labels per roll, marker size: 26 x 280 mm	orange			
250 labels per roll, marker size: 52 x 560 mm	orange			
Pipeline markers, violet, group 7 (alkalis), unprinted				
250 labels per roll, marker size: 26 x 280 mm	violet			
250 labels per roll, marker size: 52 x 560 mm	violet			
Pipeline markers, brown/red, group 8 (combustible liquids), unprinted				
250 labels per roll, marker size: 26 x 280 mm	brown/red			
250 labels per roll, marker size: 52 x 560 mm	brown/red			
Pipeline markers, yellow/black, group 5 (non-combustible gases), **labeled according to customer specifications**				
3 labels per strip, marker size: 26 x 280 mm	yellow/black	**PML-T105 (26X280)R CUS**	**1014257**	1
1 label per strip, marker size: 52 x 560 mm	yellow/black	**PML-T105 (52X560)R CUS**	**1014258**	1
Pipeline markers, orange, group 6 (acids), **labeled according to customer specifications**				
3 labels per strip, marker size: 26 x 280 mm	orange			
1 label per strip, marker size: 52 x 560 mm	orange			
Pipeline markers, violet, group 7 (alkalis), **labeled according to customer specifications**				
3 labels per strip, marker size: 26 x 280 mm	violet			
1 label per strip, marker size: 52 x 560 mm	violet			
Pipeline markers, brown/red, group 8 (combustible liquids), **labeled according to customer specifications**				
3 labels per strip, marker size: 26 x 280 mm	brown/red			
1 label per strip, marker size: 52 x 560 mm	brown/red			

N

PRINTED FOR YOU

Group 6 (acids)

N

PRINTED FOR YOU

Group 7 (alkalis)

N

PRINTED FOR YOU

Group 8 (combustible liquids)

Technical data

THERMOMARK ROLL • THERMOMARK ROLL X1 • THERMOMARK X1.1 • THERMOMARK X1.2
Polyester
-40 ... 150
DIN EN 61010-1 (VDE 0411-1)

Ordering data

Type	Order No.	Pcs. / Pkt.
PML-T106 (26X280)R	1014239	1
PML-T106 (52X560)R	1014240	1
PML-T106 (26X280)R CUS	1014259	1
PML-T106 (52X560)R CUS	1014260	1

Technical data

THERMOMARK ROLL • THERMOMARK ROLL X1 • THERMOMARK X1.1 • THERMOMARK X1.2
Polyester
-40 ... 150
DIN EN 61010-1 (VDE 0411-1)

Ordering data

Type	Order No.	Pcs. / Pkt.
PML-T107 (26X280)R	1014241	1
PML-T107 (52X560)R	1014242	1
PML-T107 (26X280)R CUS	1014261	1
PML-T107 (52X560)R CUS	1014262	1

Technical data

THERMOMARK ROLL • THERMOMARK ROLL X1 • THERMOMARK X1.1 • THERMOMARK X1.2
Polyester
-40 ... 150
DIN EN 61010-1 (VDE 0411-1)

Ordering data

Type	Order No.	Pcs. / Pkt.
PML-T108 (26X280)R	1014243	1
PML-T108 (52X560)R	1014244	1
PML-T108 (26X280)R CUS	1014263	1
PML-T108 (52X560)R CUS	1014264	1

Stick-on pipeline markers, unlabeled

N

- Finely perforated arrowheads enable the arrowheads which are not required to be easily removed
- High adhesive strength
- High temperature resistance
- Suitable for indoor and outdoor use
- In combination with the PML-GHS hazardous substances labels, marking which conforms to the Ordinance on Hazardous Substances (GefStoffV) can be applied

Notes:

[1]) For ordering example, see page 359.

Can be printed with:

Thermal transfer for rolls

PRINTED FOR YOU

Group 9 (non-combustible liquids)

Technical data

General data		
Can be printed with:		THERMOMARK ROLL • THERMOMARK ROLL X1 • THERMOMARK X1.1 • THERMOMARK X1.2
Material		Polyester
Temperature range	[°C]	-40 ... 150
Wipe resistance		DIN EN 61010-1 (VDE 0411-1)

Ordering data

Description	Color	Type	Order No.	Pcs. / Pkt.
Pipeline markers, brown/black, group 9 (non-combustible liquids), unprinted				
250 labels per roll, marker size: 26 x 280 mm	brown/black	**PML-T109 (26X280)R**	**1014245**	1
250 labels per roll, marker size: 52 x 560 mm	brown/black	**PML-T109 (52X560)R**	**1014246**	1
Pipeline markers, blue, group 0 (oxygen), unprinted				
250 labels per roll, marker size: 26 x 280 mm	blue			
250 labels per roll, marker size: 52 x 560 mm	blue			
Pipeline markers, brown/black, group 9 (non-combustible liquids), **labeled according to customer specifications**[1])				
3 labels per strip, marker size: 26 x 280 mm	brown/black	**PML-T109 (26X280)R CUS**	**1014265**	1
1 label per strip, marker size: 52 x 560 mm	brown/black	**PML-T109 (52X560)R CUS**	**1014266**	1
Pipeline markers, blue, group 0 (oxygen), **labeled according to customer specifications**[1])				
3 labels per strip, marker size: 26 x 280 mm	blue			
1 label per strip, marker size: 52 x 560 mm	blue			

N

PRINTED FOR YOU

Group 0 (oxygen)

Technical data

THERMOMARK ROLL • THERMOMARK ROLL X1 • THERMOMARK X1.1 • THERMOMARK X1.2
Polyester
-40 ... 150
DIN EN 61010-1 (VDE 0411-1)

Ordering data

Type	Order No.	Pcs. / Pkt.
PML-T110 (26X280)R	1014247	1
PML-T110 (52X560)R	1014248	1
PML-T110 (26X280)R CUS	1014267	1
PML-T110 (52X560)R CUS	1014268	1

UniSheet - stick-on hazardous substances labels, color preprinted, without symbols

The unlabeled US-PML-GHS hazardous substances labels on US cards allow you to create custom information signs. A variety of symbols are available in the CLIP PROJECT software. The hazardous substances labels offer the following features:

- High adhesive strength
- High temperature resistance
- Suitable for indoor and outdoor use
- The markers conform to the GHS international standard
- The markers, which are supplied in uniform sheets, can be printed onto quickly, easily, and cost-effectively using the THERMOMARK CARD
- The format automatically ensures printing with a high level of positional accuracy
- The perforated markers are easy to separate

Can be printed with:

Thermal transfer for sheets and cards

N

Unlabeled

Technical data

General data		
Can be printed with:		THERMOMARK CARD PLUS • THERMOMARK CARD
Material		Polyester
Temperature range	[°C]	-40 ... 150
Wipe resistance		DIN EN 61010-1 (VDE 0411-1)

Ordering data

Description	Color	Type	Order No.	Pcs. / Pkt.
Hazardous substances label, color preprinted, without symbols				
50-section, marker size: 13 x 13 mm	red/white	**US-PML-GHS100 (13X13)**	**1014287**	10
9-section, marker size: 25 x 25 mm	red/white	**US-PML-GHS100 (25X25)**	**1014288**	10

Accessories

Magazine, for THERMOMARK CARD..., for accommodating all US–... materials	**THERMOMARK CARD-US-MAG1**	**5146451**	1

N

Stick-on hazardous substances labels, color preprinted, without symbols

The color preprinted PML-GHS...R hazardous substances labels on a roll allow you to create custom information signs. A variety of symbols are available in the CLIP PROJECT software. The hazardous substances labels offer the following features:

– High adhesive strength
– High temperature resistance
– Suitable for indoor and outdoor use
– The markers conform to the GHS international standard
– The format automatically ensures printing with a high level of positional accuracy
– The special packaging protects rolls that have already been started from the dirt found in industrial environments

Can be printed with:

Thermal transfer for rolls

Unlabeled

Technical data

General data		
Can be printed with:		THERMOMARK ROLL • THERMOMARK ROLL X1 • THERMOMARK X1.1 • THERMOMARK X1.2
Material		Polyester
Temperature range	[°C]	-40 ... 150
Wipe resistance		DIN EN 61010-1 (VDE 0411-1)

Ordering data

Description	Color	Type	Order No.	Pcs. / Pkt.
Hazardous substances label, color preprinted, without symbols				
500 labels per roll, marker size: 13 x 13 mm	red/white	**PML-GHS100 (13X13)R**	**1014289**	1
500 labels per roll, marker size: 25 x 25 mm	red/white	**PML-GHS100 (25X25)R**	**1014290**	1

N

Stick-on hazardous substances labels, preprinted with symbol

Symbol - Explosive

The PML-GHS hazardous substances labels are available with various symbols and enable the additional custom marking of the PML-T pipeline markers according to the Ordinance on Hazardous Substances. The hazardous substances labels offer the following features:

– High adhesive strength
– High temperature resistance
– Suitable for indoor and outdoor use
– The hazardous substances labels conform to the GHS international standard

Technical data

General data		
Material		Polyester
Temperature range	[°C]	-40 ... 150
Wipe resistance		DIN EN 61010-1 (VDE 0411-1)

Ordering data

Description	Color	Type	Order No.	Pcs. / Pkt.
Hazardous substances label, preprinted with “Explosive” symbol				
35-section, marker size: 13 x 13 mm	red/white	**PML-GHS101 (13X13)**	**1014269**	5
12-section, marker size: 25 x 25 mm	red/white	**PML-GHS101 (25X25)**	**1014270**	5
Hazardous substances label, preprinted with “Flammable” symbol				
35-section, marker size: 13 x 13 mm	red/white			
12-section, marker size: 25 x 25 mm	red/white			
Hazardous substances label, preprinted with “Oxidizing” symbol				
35-section, marker size: 13 x 13 mm	red/white			
12-section, marker size: 25 x 25 mm	red/white			
Hazardous substances label, preprinted with “Pressurized gases” symbol				
35-section, marker size: 13 x 13 mm	red/white			
12-section, marker size: 25 x 25 mm	red/white			

N

Symbol - Flammable

N

Symbol - Oxidizing

N

Symbol - Pressurized gases

Technical data

Polyester
-40 ... 150
DIN EN 61010-1 (VDE 0411-1)

Ordering data

Type	Order No.	Pcs. / Pkt.
PML-GHS102 (13X13)	1014271	5
PML-GHS102 (25X25)	1014272	5

Technical data

Polyester
-40 ... 150
DIN EN 61010-1 (VDE 0411-1)

Ordering data

Type	Order No.	Pcs. / Pkt.
PML-GHS103 (13X13)	1014273	5
PML-GHS103 (25X25)	1014274	5

Technical data

Polyester
-40 ... 150
DIN EN 61010-1 (VDE 0411-1)

Ordering data

Type	Order No.	Pcs. / Pkt.
PML-GHS104 (13X13)	1014275	5
PML-GHS104 (25X25)	1014276	5

System marking

Stick-on hazardous substances labels, preprinted with symbol

- Printed cards
- High adhesive strength
- High temperature resistance
- Suitable for indoor and outdoor use
- The hazardous substances labels conform to the GHS international standard

N

Symbol - Corrosivity

N

Symbol - Toxic

		Technical data	Technical data
General data			
Material		Polyester	Polyester
Temperature range	[°C]	-40 ... 150	-40 ... 150
Wipe resistance		DIN EN 61010-1 (VDE 0411-1)	DIN EN 61010-1 (VDE 0411-1)

		Ordering data			Ordering data		
Description	Color	Type	Order No.	Pcs. / Pkt.	Type	Order No.	Pcs. / Pkt.
Hazardous substances label, preprinted with “Corrosivity” symbol							
35-section, marker size: 13 x 13 mm	red/white	**PML-GHS105 (13X13)**	**1014277**	5			
12-section, marker size: 25 x 25 mm	red/white	**PML-GHS105 (25X25)**	**1014278**	5			
Hazardous substances label, preprinted with “Toxic” symbol							
35-section, marker size: 13 x 13 mm	red/white				**PML-GHS106 (13X13)**	**1014279**	5
12-section, marker size: 25 x 25 mm	red/white				**PML-GHS106 (25X25)**	**1014280**	5
Hazardous substances label, preprinted with “General symbol for hazardous substances”							
35-section, marker size: 13 x 13 mm	red/white						
12-section, marker size: 25 x 25 mm	red/white						
Hazardous substances label, preprinted with “Hazardous to health” symbol							
35-section, marker size: 13 x 13 mm	red/white						
12-section, marker size: 25 x 25 mm	red/white						
Hazardous substances label, preprinted with “Hazardous to the environment” symbol							
35-section, marker size: 13 x 13 mm	red/white						
12-section, marker size: 25 x 25 mm	red/white						

N

Symbol - General symbol for hazardous substances

N

Symbol - Hazardous to health

N

Symbol - Hazardous to the environment

Technical data

Polyester
-40 ... 150
DIN EN 61010-1 (VDE 0411-1)

Ordering data

Type	Order No.	Pcs. / Pkt.
PML-GHS107 (13X13)	**1014281**	5
PML-GHS107 (25X25)	**1014282**	5

Technical data

Polyester
-40 ... 150
DIN EN 61010-1 (VDE 0411-1)

Ordering data

Type	Order No.	Pcs. / Pkt.
PML-GHS108 (13X13)	**1014283**	5
PML-GHS108 (25X25)	**1014284**	5

Technical data

Polyester
-40 ... 150
DIN EN 61010-1 (VDE 0411-1)

Ordering data

Type	Order No.	Pcs. / Pkt.
PML-GHS109 (13X13)	**1014285**	5
PML-GHS109 (25X25)	**1014286**	5

UniSheet - stick-on combi labels, unprinted

Can be printed with:

N

Thermal transfer for sheets and cards

Unlabeled

The unlabeled US-EMLF ... combi labels on US ... cards allow you to create custom information signs. A variety of symbols which conform to ISO 7010 are available in the CLIP PROJECT software. The markers offer the following features:

- High adhesive strength
- Suitable for indoor and outdoor use
- The markers conform to the ISO 7010 international standard
- The markers can be printed in various colors with the THERMOMARK CARD PLUS
- When used in conjunction with high-quality ink ribbons, a resistant form of labeling is produced, which is even suitable for harsh environments
- The markers, which are supplied in uniform sheets, can be labeled quickly, easily, and cost-effectively using the THERMOMARK CARD PLUS
- The format automatically ensures printing with a high level of positional accuracy
- The perforated markers are easy to separate

Technical data

General data		
Can be printed with:		THERMOMARK CARD PLUS • THERMOMARK CARD
Material		PVC
Temperature range	[°C]	-40 ... 90
Wipe resistance		DIN EN 61010-1 (VDE 0411-1)
Components		Silicone-free

Ordering data

Description	Color	Type	Order No.	Pcs. / Pkt.
UniSheet, with self-adhesive labels, 2-section, lettering field size: 104 x 70 mm				
	white	**US-EMLF (104X70)**	**1014294**	10
	yellow	**US-EMLF (104X70) YE**	**1014295**	10
	blue	**US-EMLF (104X70) BU**	**1014296**	10
UniSheet, with self-adhesive labels, 1-section, lettering field size: 104 x 140 mm				
	white	**US-EMLF (104X140)**	**1014291**	10
	yellow	**US-EMLF (104X140) YE**	**1014292**	10
	blue	**US-EMLF (104X140) BU**	**1014293**	10

Accessories

Magazine, for THERMOMARK CARD..., for accommodating all US–... materials		**THERMOMARK CARD-US-MAG1**	**5146451**	1
Segmented ink ribbon, length: 60 m, width: 110 mm				
two segments in colors	black/red	**TM-RIBBON 110-TC BK/RD**	**1014403**	1
three segments in colors	black/red/yellow	**TM-RIBBON 110-TC BK/RD/YE**	**1014404**	1
four segments in colors	black/red/blue/yellow	**TM-RIBBON 110-TC BK/RD/BU/YE**	**1014405**	1

UniSheet - stick-on combi labels, unprinted

– All US-EMLF ... markers can also be supplied labeled according to customer requirements

Notes:
For matching label frames, see page 296.
[1]) For ordering example, see page 359.

PRINTED FOR YOU

Labeled according to customer specifications

Technical data

General data		
Material		PVC
Temperature range	[°C]	-40 ... 90
Wipe resistance		DIN EN 61010-1 (VDE 0411-1)
Components		Silicone-free

Ordering data

Description	Color	Type	Order No.	Pcs. / Pkt.
UniSheet, with self-adhesive labels, **labeled according to customer specifications,** 2-section, lettering field size: 104 x 70 mm[1])				
	white	**US-EMLF (104X70) CUS**	**1014300**	1
	yellow	**US-EMLF (104X70) YE CUS**	**1014301**	1
	blue	**US-EMLF (104X70) BU CUS**	**1014302**	1
UniSheet, with self-adhesive labels, **labeled according to customer specifications,** 1-section, lettering field size: 104 x 140 mm[1])				
	white	**US-EMLF (104X140) CUS**	**1014297**	1
	yellow	**US-EMLF (104X140) YE CUS**	**1014298**	1
	blue	**US-EMLF (104X140) BU CUS**	**1014299**	1

Magnetic labels, unprinted

N

Can be printed with:

Thermal transfer for rolls

Unlabeled

The PMM magnetic labels supplied in rolls represent an individual and flexible marking solution, e.g., for stock labeling. A variety of symbols, linear and 2D codes are available in the CLIP PROJECT software. The magnetic labels offer the following features:

- High adhesive strength
- Magnetic tape coated with polyester foil
- The flexible magnetic tape will also adhere to round objects with a radius of 12 mm and higher
- The format automatically ensures printing with a high level of positional accuracy
- When used in conjunction with high-quality ink ribbons, a resistant form of labeling is produced, which is even suitable for harsh environments
- The special packaging protects rolls that have already been started from the dirt found in industrial environments
- Easy to assemble with the THERMOMARK CUTTER

Technical data

General data		
Can be printed with:		THERMOMARK ROLL • THERMOMARK ROLL X1 • THERMOMARK X1.1 • THERMOMARK X1.2
Temperature range	[°C]	-30 ... 55
Wipe resistance		DIN EN 61010-1 (VDE 0411-1)

Ordering data

Description	Color	Type	Order No.	Pcs. / Pkt.
Magnetic foil as continuous media, anisotropic, 1 roll = 15 m, label height: 20 mm				
	white	**PMM (EX20)R**	**1014303**	1
	silver	**PMM (EX20)R SR**	**1014304**	1
	yellow	**PMM (EX20)R YE**	**1014305**	1
Magnetic foil as continuous media, anisotropic, 1 roll = 15 m, label height: 25 mm				
	white	**PMM (EX25)R**	**1014306**	1
	silver	**PMM (EX25)R SR**	**1014307**	1
	yellow	**PMM (EX25)R YE**	**1014308**	1
Magnetic foil as continuous media, anisotropic, 1 roll = 15 m, label height: 30 mm				
	white	**PMM (EX30)R**	**1014309**	1
	silver	**PMM (EX30)R SR**	**1014310**	1
	yellow	**PMM (EX30)R YE**	**1014311**	1
Magnetic foil as continuous media, anisotropic, 1 roll = 15 m, label height: 40 mm				
	white	**PMM (EX40)R**	**1014312**	1
	silver	**PMM (EX40)R SR**	**1014313**	1
	yellow	**PMM (EX40)R YE**	**1014314**	1
Magnetic foil as continuous media, anisotropic, 1 roll = 15 m, label height: 50 mm				
	white	**PMM (EX50)R**	**1014315**	1
	silver	**PMM (EX50)R SR**	**1014316**	1
	yellow	**PMM (EX50)R YE**	**1014317**	1

N

Magnetic labels, unprinted

– All PMM... markers can also be supplied labeled according to customer requirements

Notes:

For matching label frames, see page 296.

Labeled according to customer specifications

Technical data

General data		
Temperature range	[°C]	-30 ... 55
Wipe resistance		DIN EN 61010-1 (VDE 0411-1)

Ordering data

Description	Color	Type	Order No.	Pcs. / Pkt.
Magnetic foil as continuous media, anisotropic, **labeled according to customer specifications,** 1 roll = 15 m, label height: 20 mm				
	white	**PMM (EX20)R CUS**	**1014318**	1
	silver	**PMM (EX20)R SR CUS**	**1014319**	1
	yellow	**PMM (EX20)R YE CUS**	**1014320**	1
Magnetic foil as continuous media, anisotropic, **labeled according to customer specifications,** 1 roll = 15 m, label height: 25 mm				
	white	**PMM (EX25)R CUS**	**1014321**	1
	silver	**PMM (EX25)R SR CUS**	**1014322**	1
	yellow	**PMM (EX25)R YE CUS**	**1014323**	1
Magnetic foil as continuous media, anisotropic, **labeled according to customer specifications,** 1 roll = 15 m, label height: 30 mm				
	white	**PMM (EX30)R CUS**	**1014324**	1
	silver	**PMM (EX30)R SR CUS**	**1014325**	1
	yellow	**PMM (EX30)R YE CUS**	**1014326**	1
Magnetic foil as continuous media, anisotropic, **labeled according to customer specifications,** 1 roll = 15 m, label height: 40 mm				
	white	**PMM (EX40)R CUS**	**1014327**	1
	silver	**PMM (EX40)R SR CUS**	**1014328**	1
	yellow	**PMM (EX40)R YE CUS**	**1014329**	1
Magnetic foil as continuous media, anisotropic, **labeled according to customer specifications,** 1 roll = 15 m, label height: 50 mm				
	white	**PMM (EX50)R CUS**	**1014330**	1
	silver	**PMM (EX50)R SR CUS**	**1014331**	1
	yellow	**PMM (EX50)R YE CUS**	**1014332**	1

Ordering special marking with CLIP PROJECT

Phoenix Contact offers a marking service for all marking materials. We can provide you with marking materials marked according to your requirements in next to no time.

Simply plan and place your order at the click of a mouse

PRINTED FOR YOU

The materials which can be marked according to customer requirements are indicated with this symbol on the product pages.

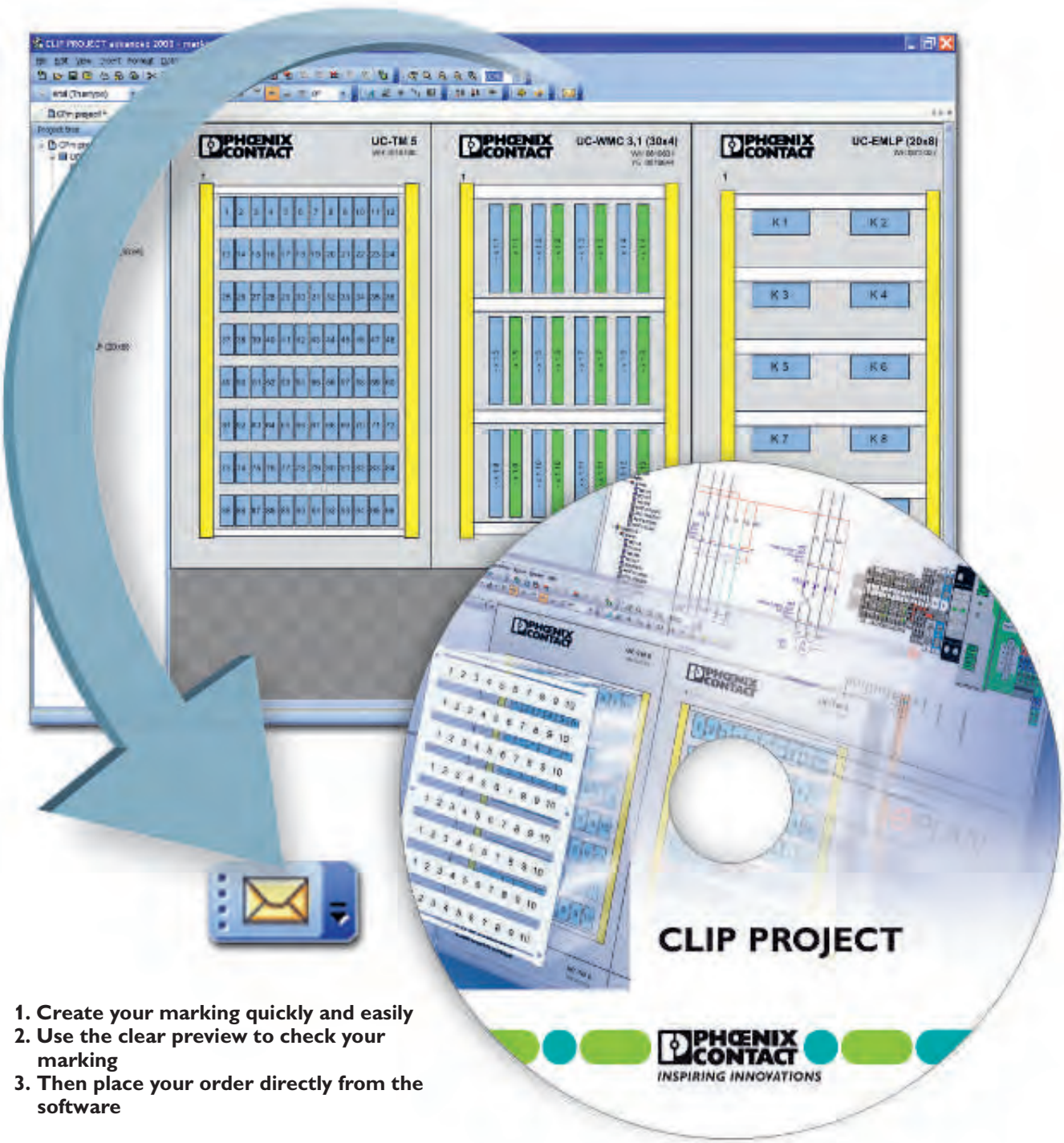

1. **Create your marking quickly and easily**
2. **Use the clear preview to check your marking**
3. **Then place your order directly from the software**

Ordering special marking by fax or e-mail

Minimum order amount:
- Plastic sheets: 1 sheet
- Paper sheets: 1 sheet
- Rolls: 1 strip (row), i.e., in the case of EML (20x8)R, for example, 4 labels

The following information must be provided when ordering marking:
- Order number of the relevant ...CUS material
- Marking text
- Font size
- Read direction "horizontal" or "vertical"
- Normal or bold print
- Please send special characters, symbols, and logos as a bitmap file

Marking direction "horizontal"

Marking direction "vertical"

120 markers for a terminal block width of 4.2 mm

96 markers for a terminal block width of 5.2 mm

		Technical data	Technical data
General data			
Can be printed with:		BLUEMARK LED • BLUEMARK CLED • CMS-P1-PLOTTER	BLUEMARK LED • BLUEMARK CLED • CMS-P1-PLOTTER
Number of individual labels		120	96
Number of individual labels per strip		15	12
Material		PA	PA
Inflammability class according to UL 94		V2	V2
Temperature range	[°C]	-40 ... 120	-40 ... 120
Wipe resistance		DIN EN 61010-1 (VDE 0411-1)	DIN EN 61010-1 (VDE 0411-1)
Contents		Free from silicone and halogen	Free from silicone and halogen

		Ordering data			Ordering data		
Description	Color	Type	Order No.	Pcs. / Pkt.	Type	Order No.	Pcs. / Pkt.
UniCard, for marking terminal blocks with a marker groove							
	White	UC-TM 4	0818111	10	UC-TM 5	0818108	10
	Red	UC-TM 4 RD	0818250	10	UC-TM 5 RD	0818302	10
	Orange	UC-TM 4 OG	0818221	10	UC-TM 5 OG	0818276	10
	Yellow	UC-TM 4 YE	0818234	10	UC-TM 5 YE	0818289	10
	Violet	UC-TM 4 VT	0819084	10	UC-TM 5 VT	0819107	10
	Blue	UC-TM 4 BU	0818247	10	UC-TM 5 BU	0818292	10
	Green	UC-TM 4 GN	0818263	10	UC-TM 5 GN	0818315	10
UniCard, for marking terminal blocks with a marker groove, **labeled according to customer specifications**							
	White	UC-TM 4 CUS	0824573	1	UC-TM 5 CUS	0824581	1
	Red	UC-TM 4 RD CUS	0824577	1	UC-TM 5 RD CUS	0824585	1
	Orange	UC-TM 4 OG CUS	0824576	1	UC-TM 5 OG CUS	0824584	1
	Yellow	UC-TM 4 YE CUS	0824579	1	UC-TM 5 YE CUS	0824587	1
	Violet	UC-TM 4 VT CUS	0824578	1	UC-TM 5 VT CUS	0824586	1
	Blue	UC-TM 4 BU CUS	0824574	1	UC-TM 5 BU CUS	0824582	1
	Green	UC-TM 4 GN CUS	0824575	1	UC-TM 5 GN CUS	0824583	1

Ordering example for UC-TM 5 GN CUS

Vertical consecutive numbering from 1 to 12 is required for 8 identical terminal strips with 5 mm pitch. The UC-TM 5 ... sheet has 8 strips, each of which has 12 individual labels. In this case order as follows:

Unit (sheet)	Marking		Order No.
1	Numbers: Font size: Read direction: Normal printing	1 to 12 10 pt Vertical	0824583

1.0
PHOENIX CONTACT

Hand tools - TOOL fox

The TOOL fox range of tools offers processing and measuring tools for all electrical engineering applications.

The ergonomically designed tools for cutting, stripping, crimping, screwing, and testing impress with their optimum handling and quality. Specially hardened tool steels ensure maximum durability.

Cutting machines, stripping machines, and crimping machines are available which can be used to automate steps.

A wide range of connectors rounds off the product range.

Product range overview

Hand tools	**362**
CUTFOX ... cutting tools and UNIFOX ... universal tools	
Cable cutters	**364**
Cutting tools for special applications	**366**
Universal tools	**368**
Cable duct, profile, and DIN rail cutters	**371**
MICROFOX electronics pliers	**374**
WIREFOX stripping tools	
Stripping tools	**378**
Stripping tools	**384**
CRIMPFOX pressing and crimping tools	**388**
CRIMPHANDY portable hand-held machine	**390**
Crimp pliers for ferrules	**392**
Crimping pliers for ring cable and tube lugs	**398**
Universal basic pliers for connectors up to 120 mm²	**403**
Crimping pliers for slip-on sleeves	**404**
Crimping pliers for turned contacts	**406**
Crimping pliers for coaxial, FO, D-SUB, CATV, data plugs, and solar connectors	**408**
Universal basic pliers	**412**
SCREWFOX screwdriver tools	
Screwdrivers	**416**
Cordless screwdrivers	**425**
Socket wrenches	**430**
Control cabinet keys	**433**
TESTFOX measuring tools	
Voltage and continuity testers	**434**
Digital multimeters	**435**
Tool sets	**438**
Connectors	**444**

Professional cutting

Professional stripping

Professional crimping with up to 25 percent less force

There is an optimum cable cutter available for every application. The various versions enable professional processing of conductors and cables with a diameter of up to 100 mm. All parts of the cable cutters that are subject to particular strain are tempered and specially hardened.

The comprehensive range of combination tools ensures all applications are covered. The safety tools, which feature 2-component slip-proof handles, are VDE-tested and marked according to DIN EN 60900.

Profile cutters are available for rapid processing of DIN rails and cable ducts without chips or burrs. An optional hydraulic unit can be attached to convert manual DIN rail cutters into automatic ones.

The stripping tools can strip all types of conductors and cables quickly, precisely and reliably. They adapt automatically to the conductor cross section concerned.

The product innovation for switchgear manufacturing – the CRIMPHANDY, a battery-operated, portable hand-held machine. It strips and crimps the conductor in under two seconds, resulting in time savings of 75%.

The extensive range of professional crimping pliers can be used to process all types of contact with a cross section of up to 120 mm². The innovative design and ergonomically shaped handles reduce the forces required by up to 25 percent.

With their interchangeable dies, the CRIMPFOX–M universal crimping pliers can be used to process all kinds of contacts. The dies can be changed quickly and easily without the need for additional tools.

With their precise torque-setting feature, the torque and cordless screwdrivers are the perfect complement to the Phoenix Contact range of screw terminal blocks. The wide range of hardened BIT screwdriver inserts makes the products suitable for universal use.

Our multimeters, current pliers, and voltage testers are high-quality measuring tools, which have been tested and approved in accordance with national and international standards.

CUTFOX cable cutters

- CUTFOX ... cable cutters for professional cutting results
- Suitable for conductors with a max. diameter of 18 mm
- Ergonomic grip design to eliminate fatigue when working
- All parts of the cable cutters that are subject to particular strain are tempered or specially hardened

Cable cutters and electrician's scissors

Up to a maximum conductor diameter of 18 mm

Description	Ordering data			Ordering data		
	Type	Order No.	Pcs. / Pkt.	Type	Order No.	Pcs. / Pkt.
Cable cutter, for copper and aluminum up to a diameter of 12 mm (up to 35 mm²)	CUTFOX 12	1212128	1			
Cable cutter, angled, for copper and aluminum up to a diameter of 18 mm (up to 50 mm²)				CUTFOX 18	1212129	1
Electrician's scissors, high cutting performance thanks to micro-serrated cutting area, suitable for copper, aluminum, Kevlar fibers, and plastic, two-component non-slip soft-grip handles, ergonomic design, adjustable screw joint	CUTFOX-ES	1212621	1			

CUTFOX one-handed ring cable cutters

- CUTFOX ... one-handed ring cable cutters for professional cutting results
- Suitable for conductors with a diameter of up to 52 mm
- With ratchet function for minimum effort
- Unlockable
- Superb cutting quality

Up to a maximum conductor diameter of 50 mm, steel-armored

Up to a maximum conductor diameter of 52 mm

Description	Ordering data			Ordering data		
	Type	Order No.	Pcs. / Pkt.	Type	Order No.	Pcs. / Pkt.
Ring cable cutter, with ratchet function, for copper and aluminum up to a diameter of 50 mm, for steel-armored CU/AL cables, for stranded steel cables up to a diameter of 12 mm	CUTFOX 50 STEEL	1212526	1			
Ring cable cutter, with ratchet function, for copper and aluminum up to a diameter of 45 mm (up to 300 mm²)				CUTFOX 45	1212132	1
Ring cable cutter, with ratchet function, for copper and aluminum up to a diameter of 52 mm (up to 300 mm²)				CUTFOX 52	1212133	1

CUTFOX cable cutters

- CUTFOX ... cable cutters for professional cutting results
- Suitable for conductors with a max. diameter of 35 mm
- With ratchet function for minimum effort
- Ergonomic grip design to eliminate fatigue when working
- All parts of the cable cutters that are subject to particular strain are tempered or specially hardened

Up to a maximum conductor diameter of 25 mm

Up to a maximum conductor diameter of 35 mm

Description	Ordering data			Ordering data		
	Type	Order No.	Pcs. / Pkt.	Type	Order No.	Pcs. / Pkt.
Cable cutter, with ratchet function, for copper and aluminum up to a diameter of 25 mm (up to 185 mm²)	CUTFOX 25	1212130	1			
Cable cutter, with ratchet function, for copper and aluminum up to a diameter of 35 mm (up to 300 mm²)				CUTFOX 35	1212131	1

CUTFOX two-handed ring cable cutters

- CUTFOX ... two-handed ring cable cutters for professional cutting results
- Suitable for conductors with a diameter of up to 100 mm
- With ratchet function for minimum effort
- Unlockable
- Superb cutting quality

Up to a maximum conductor diameter of 62 mm

Up to a maximum conductor diameter of 100 mm

Description	Ordering data			Ordering data		
	Type	Order No.	Pcs. / Pkt.	Type	Order No.	Pcs. / Pkt.
Two-handed ring cable cutter, with ratchet function, for copper and aluminum up to a diameter of 62 mm (up to 750 mm²)	CUTFOX 62	1212134	1			
Two-handed ring cable cutter, with ratchet function, for copper and aluminum up to a diameter of 100 mm (up to 1400 mm²)				CUTFOX 100	1212135	1

Cutting tools for special applications

- The CUTFOX−FBS cutting tool is suitable for cutting out individual bars from FBS ... plug-in bridges
- Screw-on bridges can be cut to length with the CUTFOX FB without crushing them
- VDE-tested cutting tools made from special high-grade tool steel
- Inductively hardened blades for long-term stable cutting performance

Front cutting tool for cutting out plug-in and insertion bridges

Cutting tool for screw-on bridges

Description	Ordering data			Ordering data		
	Type	Order No.	Pcs. / Pkt.	Type	Order No.	Pcs. / Pkt.
Cutting tool, for separating individual jumper bars from FBS ... plug-in bridges and EB ... insertion bridges	CUTFOX-FBS	1212124	1			
Bridge cutting tool, for cutting FBI ... fixed bridges to length				CUTFOX FB	1205985	1
Cable cutter, precision blade with macro-notching, for copper and aluminum up to 50 mm², VDE 1000 V AC/1500 V DC tested						
Cable cutter, precision blade with macro-notching, for copper and aluminum up to 70 mm², VDE 1000 V AC/1500 V DC tested						
Cable cutter, for laminated power rails/ribbed tape measuring up to 6 x 16 x 0.8 mm, copper and aluminum cables with a diameter of up to 50 mm, VDE 1000 V AC, 1500 V DC						
Diagonal cutter, with optimized leverage, VDE 1000 V AC/1500 V DC tested						
Power diagonal cutter, with optimized leverage, also suitable for piano wire, VDE 1000 V AC/1500 V DC tested						

Cable cutter for conductors with a diameter of up to 25 mm (VDE)

Cable cutter for conductors and ribbed tape with a diameter of up to 50 mm (VDE)

Diagonal cutter, also suitable for piano wire (VDE)

Ordering data		
Type	Order No.	Pcs. / Pkt.
CUTFOX 16 VDE	1212126	1
CUTFOX 25 VDE	1212127	1

Ordering data		
Type	Order No.	Pcs. / Pkt.
CUTFOX-LB VDE	1212527	1

Ordering data		
Type	Order No.	Pcs. / Pkt.
CUTFOX-S VDE	1212207	1
CUTFOX-SP VDE	1212206	1

UNIFOX universal tools

- UNIFOX ... VDE-totally-insulated combination pliers in straight and angled versions
- Ergonomic grip design to eliminate fatigue when working
- Excellent transmission ratios for excellent gripping and cutting performance
- Noticeably less force required on the part of the user

Combination pliers (VDE), straight

Combination pliers (VDE), angled

Description	Color	Ordering data: Type	Order No.	Pcs. / Pkt.	Ordering data: Type	Order No.	Pcs. / Pkt.
Combination pliers, cross-notched grip area, integrated M8 - M10 ring wrench, VDE 1000 V AC/1500 V DC tested	black	UNIFOX-C VDE	1212202	1			
Combination pliers, angled design, with opening spring and locking device, cross-notched grip area, integrated M8 - M10 ring wrench, VDE 1000 V AC/1500 V DC tested	black				UNIFOX-CE VDE	1212203	1

UNIFOX universal tools

- Individually tested safety tools according to DIN EN 60900 (VDE 0682−201)
- For working on or in the vicinity of live parts up to 1000 V AC or 1500 V DC
- The tools feature ergonomic two-component safety handles

Needle-nose pliers (VDE), straight

Needle-nose pliers (VDE), curved and angled

Description	Color	Ordering data: Type	Order No.	Pcs. / Pkt.	Ordering data: Type	Order No.	Pcs. / Pkt.
Needle-nose pliers with cut, gripping surface toothed, VDE 1000 V AC/ 1500 V DC tested	black	UNIFOX-P VDE	1212204	1			
Needle-nose pliers with cut, 45° bent, gripping surface toothed, VDE 1000 V AC/ 1500 V DC tested	black	UNIFOX-PC VDE	1212205	1			
Needle-nose pliers, angled design, with opening spring and locking device, finely notched grip area, stripping possible for 1.5 mm^2 and 2.5 mm^2, integrated M8 - M10 ring wrench, VDE 1000 V AC/1500 V DC tested	black				UNIFOX-PE VDE	1212529	1

UNIFOX universal tools

- UNIFOX ... VDE-totally-insulated flat-nose, round-nose, and water pump pliers
- Notched grip areas
- Ergonomic grip design to eliminate fatigue when working
- Excellent transmission ratios for optimum gripping performance
- Forged die hardened in oil for maximum durability

Flat-nose pliers (VDE)

Water pump pliers

Description	Color	Ordering data: Type	Order No.	Pcs. / Pkt.	Ordering data: Type	Order No.	Pcs. / Pkt.
Flat-nose pliers, finely notched grip area, VDE 1000 V AC/1500 V DC tested	black	UNIFOX-F VDE	1212363	1			
Round-nose pliers, finely notched grip area, VDE 1000 V AC/1500 V DC tested	black	UNIFOX-R VDE	1212364	1			
Water pump pliers, with groove joint, grip areas with dual notching, acc. to VDE ISO 8976					UNIFOX-WP	1212365	1

UNIFOX cable binder tools for plastic and stainless steel cable binders

- Ergonomic tool for attaching and detaching cable binders in a single operation
- The infinitely adjustable tension force is indicated by a scale in the handle area
- When the tension force is reached, the remainder is automatically severed for a flush finish

Description	Ordering data: Type	Order No.	Pcs. / Pkt.
Cable binder pliers, for plastic cable binders with a width of 2.2 - 4.8 mm, for a material thickness of up to 1.6 mm			
Ergonomically designed grip with comfortable tension force adjustment	UNIFOX-CT 4,8	1212475	1
	UNIFOX-CT 4,8P	1212609	1
Cable binder pliers, for steel cable binders with a width of up to 7.9 mm, for a material thickness of up to 0.3 mm	UNIFOX-CT M 7,9	1212610	1

UNIFOX universal tools

- Compact, ergonomically shaped pliers
- 3 inserts for rivet diameter of 2.4 – 3.2 mm, 4 mm, and 4.8 – 5.0 mm
- Special rivets are available for fixing RW... and UW... high-current panel feed-through terminal blocks that are specifically designed for terminal blocks

Notes:

For high-current feed-through terminal blocks see Catalog 1.

Blind rivet pliers

Blind riveting with diameters of 2.4 to 5 mm

Description	Color	Ordering data: Type	Order No.	Pcs. / Pkt.	Ordering data: Type	Order No.	Pcs. / Pkt.
Blind rivet pliers	black	**UNIFOX-RVT M**	**1212476**	1			
Rivet, aluminum/steel, rivet diameter/length							
2.4/8 mm, for UW 4... terminal blocks	silver				**RVT-AL/ST 2,4L/8**	**3240548**	500
3/6 mm	silver				**RVT-AL/ST 3/6**	**3240504**	500
3/8 mm	silver				**RVT-AL/ST 3/8**	**3240505**	500
3/10 mm	silver				**RVT-AL/ST 3/10**	**3240506**	500
3/12 mm, for UW 10..., UW 16..., and RW 5... terminal blocks	silver				**RVT-AL/ST 3/12**	**3240507**	500
3.2/6 mm	silver				**RVT-AL/ST 3,2/6**	**3240509**	500
3.2/8 mm	silver				**RVT-AL/ST 3,2/8**	**3240510**	500
3.2/10 mm	silver				**RVT-AL/ST 3,2/10**	**3240511**	500
3.2/12 mm	silver				**RVT-AL/ST 3,2/12**	**3240512**	500
4/6 mm	silver				**RVT-AL/ST 4/6**	**3240513**	500
4/8 mm	silver				**RVT-AL/ST 4/8**	**3240514**	500
4/10 mm	silver				**RVT-AL/ST 4/10**	**3240515**	500
4/12 mm	silver				**RVT-AL/ST 4/12**	**3240516**	500
4/14 mm, for UW 25... and RW 8... terminal blocks	silver				**RVT-AL/ST 4/14**	**3240517**	500
4.8/6 mm	silver				**RVT-AL/ST 4,8/6**	**3240518**	500
4.8/8 mm	silver				**RVT-AL/ST 4,8/8**	**3240519**	500
4.8/10 mm	silver				**RVT-AL/ST 4,8/10**	**3240520**	500
4.8/12 mm	silver				**RVT-AL/ST 4,8/12**	**3240521**	500
4.8/14 mm	silver				**RVT-AL/ST 4,8/14**	**3240553**	500
4.8/16 mm	silver				**RVT-AL/ST 4,8/16**	**3240522**	500
		Accessories			**Accessories**		
Rivet nozzle, long, specially designed for 3240548 rivet		**UNIFOX-RVT M/BIT 2,4L**	**1212477**	1			

Cable duct cutter

– Easy, burr-free cutting with minimum effort thanks to the special cutting geometry and optimum leverage
– Non-slip ergonomic grip
– With spring reset
– 45° limit stop
– 75 mm cutting width

Technical data

		Width	Length	Height
Dimensions	[mm]	-	**245**	-
General data				
Weight	[kg]	0.43		

Ordering data

Description	Color	Type	Order No.	Pcs. / Pkt.
Cable duct cutter	black	**CUTFOX-CD**	**1212474**	1

Cable duct cutters

– Leverage and special cutting geometry enables easy, burr-free cutting with minimum effort
– Grip protection for safety
– Metric measuring rail with adjustable limit stop
– 125 mm cutting width
– Material thickness of up to 2.5 mm

Technical data

		Width	Length	Height
Dimensions	[mm]	**285**	**280**	**290**
General data				
Length of the measuring bar	[mm]	1000		
Length of the hand lever	[mm]	500		

Ordering data

Description	Color	Type	Order No.	Pcs. / Pkt.
Cable duct cutters	black	**PPS CD M**	**1207569**	1

Accessories

Replacement blade, for PPS CD M	**PPS CD BLADE**	**1207572**	1
Replacement counter support (grip protection), for PPS CD M	**PPS CD M COHO**	**1208995**	1
Workbench, with plywood panel 700 x 1200 x 50 mm, without mounting screws and bore holes	**PPS TABLE**	**1206285**	1

Profile cutters

DIN rail cutter

- The PPS BASIC I/M is the lightweight version of the profile cutters. It can be used to process the popular NS 35/15, NS 35/7,5, and NS 15 types of EN DIN rail, as well as the NLS−CU 3/10 neutral busbar
- The PPS STANDARD ... and PPS CLASSIC ... can be equipped with two stamping bits for round holes or elongated holes
- The PPS CLASSIC ... is the best choice if hole formats are changed on a frequent basis. By simply folding open the upper part of the PPS..., the stamping bits can be changed in no time at all

Applied for:
GOST

Technical data

		Width	Length	Height
Dimensions				
	[mm]	**150**	**60**	**180**
General data				
Weight	[kg]	8.3		
Length of the measuring bar	[mm]	1000		
Length of the hand lever	[mm]	590		

Ordering data

Description	Color	Type	Order No.	Pcs. / Pkt.
Profile cutter, for cutting standard DIN rails to length, NS 15 / NS 35/7,5 / NS 35/15, and for cutting the NLS−CU 3/10 neutral busbar to length, with inch/metric measuring rail	black	**PPS BASIC I/M**	**1207585**	1
Profile cutter, for cutting and stamping holes in standard DIN rails, NS 15 / NS 32 / NS 35/7,5 / NS 35/15, and for cutting the NLS−CU 3/10 neutral busbar to length, can accommodate 2 stamping bits, with metric measuring rail, supplied without stamping bits	black			
Same as before, but with inch/metric measuring rail	black			
Profile cutter, for cutting and stamping holes in standard DIN rails, NS 15 / NS 32 / NS 35/7,5 / NS 35/15, and for cutting the NLS−CU 3/10 neutral busbar to length, can accommodate 2 stamping bits, stamping bits are easily interchangeable, with metric measuring rail, supplied without stamping bits	black			
Same as before, but with inch/metric measuring rail	black			

Accessories

Stamping insert, for elongated holes, longitudinal: 3.5 x 12 mm 4.5 x 12 mm 5.5 x 12 mm 6.5 x 15 mm				
Stamping insert, for elongated holes, transverse: 3.5 x 12 mm 4.5 x 12 mm 5.5 x 12 mm 6.5 x 15 mm				
Stamping bit, for bore holes 3.8 mm Ø 4.3 mm Ø 5.3 mm Ø 6.4 mm Ø 7.0 mm Ø 8.4 mm Ø				
Hydraulic cylinder, for connection to an existing hydraulic system, operating pressure of 160 – 220 bar, G 1/4" connection thread, with spring reset				
Workbench, with plywood panel 700 x 1200 x 50 mm, without mounting screws and bore holes		**PPS TABLE**	**1206285**	1

DIN rail cutter with bore hole die

Applied for:
GOST

Technical data

Width	Length	Height
180	**100**	**220**
19		
1000		
1000		

Ordering data

Type	Order No.	Pcs. / Pkt.
PPS STANDARD M	**1206175**	1
PPS STANDARD I/M	**1206230**	1

Accessories

PPS-ST (3,5X12)L	**1203563**	1
PPS-ST (4,5X12)L	**1203534**	1
PPS-ST (5,5X12)L	**1202603**	1
PPS-ST (6,5X15)L	**1202593**	1
PPS-ST (3,5X12)Q	**1203550**	1
PPS-ST (4,5X12)Q	**1203547**	1
PPS-ST (5,5X12)Q	**1203411**	1
PPS-ST (6,5X15)Q	**1203408**	1
PPS-ST (3,8)	**1204892**	1
PPS-ST (4,3)	**1202616**	1
PPS-ST (5,3)	**1202629**	1
PPS-ST (6,4)	**1202632**	1
PPS-ST (7,0)	**1204889**	1
PPS-ST (8,4)	**1202726**	1
PPS HYDRAULIC CYL	**1208924**	1
PPS TABLE	**1206285**	1

DIN rail cutter with piercer and quick change mechanism

Applied for:
GOST

Technical data

Width	Length	Height
250	**100**	**230**
19		
1000		
1000		

Ordering data

Type	Order No.	Pcs. / Pkt.
PPS CLASSIC M	**1206243**	1
PPS CLASSIC I/M	**1206256**	1

Accessories

PPS-ST (3,5X12)L	**1203563**	1
PPS-ST (4,5X12)L	**1203534**	1
PPS-ST (5,5X12)L	**1202603**	1
PPS-ST (6,5X15)L	**1202593**	1
PPS-ST (3,5X12)Q	**1203550**	1
PPS-ST (4,5X12)Q	**1203547**	1
PPS-ST (5,5X12)Q	**1203411**	1
PPS-ST (6,5X15)Q	**1203408**	1
PPS-ST (3,8)	**1204892**	1
PPS-ST (4,3)	**1202616**	1
PPS-ST (5,3)	**1202629**	1
PPS-ST (6,4)	**1202632**	1
PPS-ST (7,0)	**1204889**	1
PPS-ST (8,4)	**1202726**	1
PPS TABLE	**1206285**	1

MICROFOX electronic pliers

Miniature precision pliers feature the following:
- Ergonomically designed two-component grip for fatigue-proof and non-slip use
- Manufactured from high-grade special tool steel
- Opening spring for uniform, smooth opening
- Through-connected joint for permanent stability and optimum distribution of force
- Mirror-polished and oiled metal surfaces, which provide maximum rust protection

Cutting pliers
- Additional inductive hardened cutting for long-term, stable cutting performance
- Precision-ground for exact cutting applications with minimum effort
- Various head shapes, even for areas that are difficult to access

Gripping and bending pliers
- Smooth grip to prevent damage to components when gripping and bending

Notes:

For technical data regarding cutting capacity, see www.phoenixcontact.net/products.

Diagonal cutter, with chamfer

Description	Ordering data		
	Type	Order No.	Pcs. / Pkt.
Electronic diagonal cutter, round head, with chamfer, with opening spring	MICROFOX-SB	1212489	1
Electronic diagonal cutter, tapered head, angled (21°), without chamfer, with opening spring	MICROFOX-SP	1212488	1
Electronic diagonal cutter, tapered head, without chamfer, with opening spring, non-reflective phosphate-treated surface, punched version	MICROFOX-SP-1	1212487	1
Electronic front cutter, without chamfer, with opening spring			
Electronic front cutter, 20° angle, without chamfer, with opening spring			
Electronic needle-nose pliers, smooth grip, with opening spring			
Electronic needle-nose pliers, 45° angle, smooth grip, with opening spring			
Electronic flat-nose pliers, smooth grip, with opening spring			
Electronic round-nose pliers, smooth grip, with opening spring			

Front cutter

Needle-nose pliers

Flat/round-nose pliers

Ordering data		
Type	Order No.	Pcs. / Pkt.
MICROFOX-E	1212494	1
MICROFOX-EO	1212495	1

Ordering data		
Type	Order No.	Pcs. / Pkt.
MICROFOX-P	1212491	1
MICROFOX-PC	1212492	1

Ordering data		
Type	Order No.	Pcs. / Pkt.
MICROFOX-F	1212493	1
MICROFOX-R	1212490	1

MICROFOX ESD electronic pliers

ESD MICROFOX pliers offer the following features:

- The special conductive plastic grip ensures slow and safe removal of electrostatic energy according to standards and directives such as DIN EN 61340–5
- Ergonomically designed two-component grip for fatigue-proof and non-slip use
- Manufactured from high-grade special tool steel
- Opening spring for uniform, smooth opening
- Screwed precision joint for permanent stability and optimum results
- Mirror-polished and phosphate-treated metal surfaces for optimum rust protection and no glare when working

Cutting pliers

- Additional inductive hardened cutting for long-term, stable cutting performance
- Precision-ground for exact cutting applications with minimum effort
- Various head shapes, even for areas that are difficult to access

Gripping and bending pliers

- Smooth grip to prevent damage to components when gripping and bending

Notes:

For technical data regarding cutting capacity, see www.phoenixcontact.net/products.

ESD

ESD diagonal cutter

	Ordering data		
Description	**Type**	**Order No.**	Pcs. / Pkt.
ESD electronic diagonal cutter, round head, without chamfer, with opening spring	**MICROFOX-S ESD**	**1212480**	1
ESD electronic front cutter, without chamfer, with opening spring			
ESD electronic needle-nose pliers, smooth grip, with opening spring			
ESD electronic needle-nose pliers, 45° angle, smooth grip, with opening spring			
ESD electronic flat-nose pliers, smooth grip, with opening spring			
ESD electronic round-nose pliers, smooth grip, with opening spring			

ESD

ESD front cutter

ESD

ESD needle-nose pliers

ESD

ESD flat/round-nose pliers

Ordering data

Type	Order No.	Pcs. / Pkt.
MICROFOX-E ESD	1212485	1

Ordering data

Type	Order No.	Pcs. / Pkt.
MICROFOX-P ESD	1212482	1
MICROFOX-PC ESD	1212483	1

Ordering data

Type	Order No.	Pcs. / Pkt.
MICROFOX-F ESD	1212484	1
MICROFOX-R ESD	1212481	1

WIREFOX stripping tools

N

- Ergonomically shaped pliers
- WIREFOX ... stripping pliers are characterized by their mechanism that adjusts automatically to all kinds of insulation and conductor diameters
- Practical integrated wire cutter
- Highly adjustable limit stop for the stripping length

0.08 - 2.5 mm² conductor cross section

Conductor cross section of 0.1 - 4 mm² for special applications

		Technical data	Technical data
Conductor/cable stripping range			
Conductor / cable	[mm²] / AWG	0.08 - 2.5 / 28 - 12	0.1 - 4 / 28 - 12
Stripping length up to ...	[mm]	15	18
Wire cutter solid // stranded	[mm²] / AWG	2.5 / 14 // 6 / 10	1.5 / 16 // 10 / 8

Description	Color	Ordering data: Type	Order No.	Pcs. / Pkt.	Ordering data: Type	Order No.	Pcs. / Pkt.
Stripping tool, angled design, for cables and conductors with a cross section of 0.08 mm – 2.5 mm², self-adjusting, stripping length of up to 15 mm, cutting capacity: solid up to 2.5 mm², stranded up to 6 mm²	Black	**WIREFOX 2,5**	**1212368**	1			
Stripping tool, angled shape, for cables and conductors (specifically also intended for rubber and other kinds of special insulation) from 0.1 mm – 4 mm², self-adjusting, stripping length of up to 18 mm, cutting capacity: solid up to 1.5 mm², stranded up to 10 mm²	Black/green				**WIREFOX-E 4**	**1212704**	1
Stripping tool, angled shape, for cables and conductors (specifically also intended for short-circuit-proof cables) from 1.5 mm – 6 mm², self-adjusting, stripping length of up to 18 mm, cutting capacity: solid up to 1.5 mm², stranded up to 10 mm²	Black/green						
Stripping tool, angled design, for cables and conductors from 0.02 mm – 10 mm², self-adjusting, stripping length of up to 18 mm, cutting capacity: solid up to 1.5 mm², stranded up to 10 mm²	Black/green						
Stripping tool, angled design, for cables and conductors from 4 mm – 16 mm², self-adjusting, stripping length of up to 18 mm, cutting capacity: solid up to 1.5 mm², stranded up to 10 mm²	Black/green						

	Accessories: Type	Order No.	Pcs. / Pkt.	Accessories: Type	Order No.	Pcs. / Pkt.
Spare knife	**WIREFOX 2,5/SB**	**1212369**	1	**WIREFOX 4/SB**	**1212151**	1
Spare limit stop	**WIREFOX 2,5/WS**	**1212370**	1			

N

Conductor cross section of 1.5 - 6 mm², short-circuit-proof cables

N

0.02 - 10 mm² conductor cross section

N

4 - 16 mm² conductor cross section

Technical data

1.5 - 6 / 16 - 8
18
1.5 / 16 // 10 / 8

Ordering data

Type	Order No.	Pcs. / Pkt.
WIREFOX-E 6SC	1212705	1

Accessories

WIREFOX 6SC/SB	1212314	1

Technical data

0.02 - 10 / 34 - 8
18
1.5 / 16 // 10 / 8

Ordering data

Type	Order No.	Pcs. / Pkt.
WIREFOX-E 10	1212706	1

Accessories

WIREFOX 10/SB	1212152	1

Technical data

4 - 16 / 12 - 5
18
1.5 / 16 // 10 / 8

Ordering data

Type	Order No.	Pcs. / Pkt.
WIREFOX-E 16	1212707	1

Accessories

WIREFOX 16/SB	1212153	1

WIREFOX stripping tools

Conductor cross section of 0.1 - 4 mm²
for special applications

- Ergonomically shaped pliers
- WIREFOX ... stripping pliers are characterized by their mechanism that adjusts automatically to all kinds of insulation and conductor diameters
- Practical integrated wire cutter
- Highly adjustable limit stop for the stripping length

Technical data

Conductor/cable stripping range		
Conductor / cable	[mm²] / AWG	0.1 - 4 / 28 - 12
Stripping length up to ...	[mm]	18
Wire cutter solid // stranded	[mm²] / AWG	1.5 / 16 // 10 / 8

Ordering data

Description	Color	Type	Order No.	Pcs. / Pkt.
Stripping tool, for cables and conductors (specifically also intended for rubber and other kinds of special insulation) with a cross section of 0.1 – 4 mm², self-adjusting, stripping length of up to 18 mm, cutting capacity: solid up to 1.5 mm², stranded up to 10 mm²	Black/green	**WIREFOX 4**	**1212156**	1
Stripping tool, for cables and conductors (specifically for short-circuit-proof cables) of 1.5 - 6 mm², self-adjusting, stripping length of up to 18 mm, cutting capacity: solid up to 1.5 mm², stranded up to 10 mm²	Black/green			
Stripping tool, for 0.02 - 10 mm² cables and conductors, self-adjusting, stripping length up to 18 mm, cutting capacity: solid up to 1.5 mm², stranded up to 10 mm²	Black/green			
Stripping tool, for cables and conductors of 4 - 16 mm², self-aligned, stripping length up to 18 mm, cutting capacity: solid up to 1.5 mm², stranded up to 10 mm²	Black/green			

Accessories

Spare knife	**WIREFOX 4/SB**	**1212151**	1

Conductor cross section of 1.5 - 6 mm², short-circuit-proof cables

Technical data

1.5 - 6 / 16 - 8
18
1.5 / 16 // 10 / 8

Ordering data

Type	Order No.	Pcs. / Pkt.
WIREFOX 6SC	1212158	1

Accessories

WIREFOX 6SC/SB	1212314	1

0.02 - 10 mm² conductor cross section

Technical data

0.02 - 10 / 34 - 8
18
1.5 / 16 // 10 / 8

Ordering data

Type	Order No.	Pcs. / Pkt.
WIREFOX 10	1212150	1

Accessories

WIREFOX 10/SB	1212152	1

4 - 16 mm² conductor cross section

Technical data

4 - 16 / 12 - 5
18
1.5 / 16 // 10 / 8

Ordering data

Type	Order No.	Pcs. / Pkt.
WIREFOX 16	1212155	1

Accessories

WIREFOX 16/SB	1212153	1

WIREFOX stripping tools

– WIREFOX ... stripping pliers are characterized by their mechanism that adjusts automatically to all kinds of insulation and conductor diameters

Conductor cross section of 6 - 16 mm², any stripping length

8 - 9 mm conductor diameter

	Technical data	Technical data
Conductor/cable stripping range		
Conductor / cable [mm²] / AWG	6 - 16 / 10 - 5	- / -

	Ordering data			Ordering data		
Description / Color	Type	Order No.	Pcs. / Pkt.	Type	Order No.	Pcs. / Pkt.
Stripping pliers, for cables and conductors with a cross section of 6 – 16 mm², self-adjusting, any stripping length, also suitable for sensor/actuator cables black	**WIREFOX 16-1**	**1212157**	1			
Stripping pliers, for halogen-free sensor/actuator cables (SAC cables), with PUR and PVC insulation, for diameters from 4.4 mm to 7 mm, any stripping length black	**WIREFOX SAC**	**1212623**	1			
Stripping pliers, for removing jackets from cables for cable cut-outs, cable tap-offs, and shield connections with a diameter of 8 - 9 mm, insulation thickness of up to 1.2 mm, stripping lengths of 20 mm and above black				**WIREFOX-D SHIELD**	**1212172**	1
Stripping pliers, for 0.75 - 2.5 mm² flat cables up to 15 mm wide, any stripping length black						
Stripping pliers, for AS interface flat wires, any desired stripping length black						
Stripping pliers, for stripping conductors with a cross section of up to 10 mm², VDE-tested black						
Multifunction stripping tool, for removing the jacket from cables with a diameter of 8 to 13 mm, for stripping cables with a cross section of 0.2 to 10 mm², with full-fledged diagonal cutter, VDE 1000 V AC/1500 V DC tested black						

	Accessories			Accessories		
Spare knife	**WIREFOX 16-1/SB**	**1204944**	1			

For flat cables

Conductor cross section of 0.2 - 10 mm², (VDE)

Multifunctional tool

Technical data

0.75 - 2.5 / 18 - 12

Ordering data

Type	Order No.	Pcs. / Pkt.
WIREFOX FC	1212619	1
WIREFOX ASI	1212154	1

Accessories

WIREFOX ASI/SB	1208076	1

Technical data

0.2 - 10 / 24 - 8

Ordering data

Type	Order No.	Pcs. / Pkt.
WIREFOX 10 VDE	1212366	1

Accessories

Technical data

0.2 - 10 / 24 - 8

Ordering data

Type	Order No.	Pcs. / Pkt.
WIREFOX-MP VDE	1212528	1

Accessories

WIREFOX stripping tools

Conductor diameter of 2.5 - 11 mm

- Large selection of precision stripping tools
- The right tool for every application
- Possible to strip conductors and cables with all kinds of insulation up to a diameter of 40 mm

Ordering data

Description	Color	Type	Order No.	Pcs. / Pkt.
Stripping tool, for stripping multicore signal, control, and fiber-glass wires of 2.5 – 11 mm Ø, insulation thickness up to 1 mm	black	**WIREFOX-D 11**	**1212160**	1
Stripping tool, for stripping installation cables with 8 - 13 mm Ø, for example, NYM 3x1.5 mm² to NYM 5x2.5 mm², single-wire stripping, 0.2 - 4 mm², with blade for lateral cutting and extendable knife	black			
Stripping tool, for stripping cables (especially fiber optic cables) of 4 – 16 mm Ø	black			
Stripping tool, for stripping wires of 8 – 28 mm Ø	black			
Stripping tool, for stripping cables of 4.5 – 40 mm Ø, insulation strength up to 4.5 mm, swiveling knife for round, longitudinal and spiral cuts	black			

Accessories

Spare knife		**WIREFOX-D 11/SB**	**1212312**	1

Conductor diameter of 8 - 13 mm

Conductor diameter of 4 - 40 mm

Ordering data		
Type	Order No.	Pcs. / Pkt.
WIREFOX-D 13	1212162	1
Accessories		

Ordering data		
Type	Order No.	Pcs. / Pkt.
WIREFOX-D 16	1212173	1
WIREFOX-D 28	1212174	1
WIREFOX-D 40	1212161	1
Accessories		
WIREFOX-D 40/SB	1212313	1

WIREFOX stripping tools

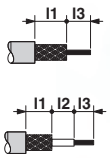

For coaxial cables, conductor diameter of 2.5 - 7.6 mm

- Large selection of precision stripping tools
- The right tool for every application
- Possible to strip conductors and cables with all kinds of insulation up to a diameter of 40 mm

Ordering data

Description	Color	Type	Order No.	Pcs. / Pkt.
Stripping tool, for coaxial cables of 2.5 – 7.6 mm Ø				
2-stage, setting dimension l1 = 6.0 mm	black	**WIREFOX-D CX-1**	**1212163**	1
2-stage, setting dimension l1 = 9.2 mm	black	**WIREFOX-D CX-2**	**1212164**	1
2-stage, setting dimension 1 = 12 mm	black	**WIREFOX-D CX-3**	**1212165**	1
2-stage, setting dimension l1 = 6.8 mm	black	**WIREFOX-D CX-4**	**1212166**	1
3-stage, setting dimension l1 = 5.5 mm, l2 = 5.5 mm	black	**WIREFOX-D CX-5**	**1212167**	1
3-stage, setting dimension l1 = 2.7 mm, l2 = 8.3 mm	black	**WIREFOX-D CX-6**	**1212168**	1
3-stage, setting dimension l1 = 6.0 mm, l2 = 6.0 mm	black	**WIREFOX-D CX-7**	**1212169**	1
3-stage, setting dimension l1 = 2.5 mm, l2 = 6.8 mm	black	**WIREFOX-D CX-8**	**1212170**	1
3-stage, setting dimension l1 = 3.5 mm, l2 = 7.5 mm	black	**WIREFOX-D CX-9**	**1212171**	1
Stripping tool, for standard 2.5, 4, and 6 mm² solar cables, with 15 mm length stop, for SUNCLIX plug-in connectors	black			
Stripping tool, for 2.5 - 6 mm² solar cables, 8.5 mm stripping length, for MC3, MC4 and SOLARLOK contacts	black			
Stripping tool, for CATV type F, stripping length: 6.35 mm	black			

Accessories

Spare knife	**WIREFOX-D CX-1/SB**	**1212303**	1
	WIREFOX-D CX-2/SB	**1212304**	1
	WIREFOX-D CX-3/SB	**1212305**	1
	WIREFOX-D CX-4/SB	**1212306**	1
	WIREFOX-D CX-5/SB	**1212307**	1
	WIREFOX-D CX-6/SB	**1212308**	1
	WIREFOX-D CX-7/SB	**1212309**	1
	WIREFOX-D CX-8/SB	**1212310**	1
	WIREFOX-D CX-9/SB	**1212311**	1

N

For solar cables,
conductor cross section of 2.5 - 6 mm²

For coaxial cables, RG 59 and RG 6

Ordering data		
Type	Order No.	Pcs. / Pkt.
WIREFOX-D SR 6-1	1212511	1
WIREFOX-D SR 6	1212507	1
Accessories		

Ordering data		
Type	Order No.	Pcs. / Pkt.
WIREFOX-CX 6,35	1212733	1
Accessories		

CRIMPHANDY - portable hand-held machine. Stripping and crimping in just one step.

Simply insert the conductor, ...

... stripping and crimping is carried out automatically, ...

... and you're done.

Easy operation thanks to the automatic stripping and crimping function. The device signals the operating states clearly by means of colored LEDs.

Automatic cross-section monitoring prevents faulty crimping as a result of incorrect cross sections. The device displays a corresponding message.

Quadratic crimping can be used for all terminal points and terminal shafts. Here the pull-out forces exceed the specified standard conditions.

Integrated magazine for ferrules in strip form. The automatic feed enables multiple conductors to be crimped one after another without interruption.

Easy to remove collecting chamber for discarded insulation. This guarantees a clean working environment. The device can therefore also be used inside the control cabinet.

Integrated lithium-ion polymer rechargeable battery for 2000 crimps. The fast charger provided charges the battery, which is easy to replace, in just 60 minutes.

CRIMPHANDY, portable hand-held machine, for a 1.0 mm² conductor cross section

The product innovation for switchgear manufacturing – the CRIMPHANDY. With this portable hand-held machine, you can strip and crimp your conductors in under two seconds – 75% less time than before.

- The matching reel ferrules are suitable for use on all modular terminal blocks, particularly those from the CLIPLINE complete system:
- UT screw connection terminal blocks
- ST spring-cage connection terminal blocks
- PT push-in connection terminal blocks
- COMBI plug-in connection solutions

Notes:

An application video can be found in the download area for the relevant product on our website at www.phoenixcontact.net/products.

N

1.0 mm² conductor cross section

Technical data

Dimensions				
	[mm]	Width	Length	Height
		42	**200**	**67**
General data				
Weight	[kg]	0.43		
Conductor	[mm²]	1 - 1		
Working cycle	[s]	2		
Compression		Square crimp		

Ordering data

Description	Type	Order No.	Pcs. / Pkt.
Portable hand-held machine, battery-powered, for ferrules, 1.0 mm², incl. battery and charger, 100 -240 V, in a robust aluminum case For standard PVC and PE conductors	**CF CRIMPHANDY 1,0**	**1212465**	1

Accessories

Reel ferrules, 1.0 mm², 8 mm, with plastic sleeve, according to DIN 46228-4, red, 50 pieces per strip	**AI 1,0-8 RD-S**	**1212523**	50
Replacement battery, for CF CRIMPHANDY..., Li-ion 7.4 V, 0.76 Ah	**CF CRIMPHANDY/ACCU**	**1212518**	1
Replacement charger, for CF CRIMPHANDY..., 100 - 240 V AC	**CF CRIMPHANDY/CHARGER**	**1212519**	1

N

CRIMPHANDY, portable hand-held machine, for a 1.5 mm² conductor cross section

The product innovation for switchgear manufacturing – the CRIMPHANDY. With this portable hand-held machine, you can strip and crimp your conductors in under two seconds – 75% less time than before.

- The matching reel ferrules are suitable for use on all modular terminal blocks, particularly those from the CLIPLINE complete system:
- UT screw connection terminal blocks
- ST spring-cage connection terminal blocks
- PT push-in connection terminal blocks
- COMBI plug-in connection solutions

Notes:

An application video can be found in the download area for the relevant product on our website at www.phoenixcontact.net/products.

1.5 mm² conductor cross section

Technical data

Dimensions		Width	Length	Height
	[mm]	**42**	**200**	**67**
General data				
Weight	[kg]	0.43		
Conductor	[mm²]	1.5 - 1.5		
Working cycle	[s]	2		
Compression		Square crimp		

Ordering data

Description	Type	Order No.	Pcs. / Pkt.
Portable hand-held machine, battery-powered, for ferrules, 1.5 mm², incl. battery and charger, 100 - 240 V, in a robust aluminum case For standard PVC and PE conductors	**CF CRIMPHANDY 1,5**	**1212466**	1

Accessories

Reel ferrules, 1.5 mm², 8 mm, with plastic sleeve, according to DIN 46228-4, red, 50 pieces per strip	**AI 1,5-8 BK-S**	**1212524**	50
Replacement battery, for CF CRIMPHANDY..., Li-ion 7.4 V, 0.76 Ah	**CF CRIMPHANDY/ACCU**	**1212518**	1
Replacement charger, for CF CRIMPHANDY..., 100 - 240 V AC	**CF CRIMPHANDY/CHARGER**	**1212519**	1

CRIMPFOX crimping pliers for ferrules

N

0.25 - 2.5 mm² conductor cross section

- Extensive range of crimping pliers
- All ferrules can be optimally crimped with a minimum amount of effort even in the case of large conductor cross sections
- Consistently high crimping quality
- Unlockable pressure lock
- Marked die stations for precise processing of the relevant cross sections

CRIMPFOX 6S .../ ...T

- Self-adjusting die automatically adapts to the connector size
- Bound to impress thanks to the quick and reliable contact processing method
- Ergonomically designed handles ensure an optimum grip and help avoid fatigue when working

Technical data

Application range		
Conductor	[mm²] / AWG	0.25 - 2.5 / 24 - 12
Compression		Trapezoidal crimp

Ordering data

Description	Type	Order No.	Pcs. / Pkt.
Crimping pliers, compact pliers, for ferrules according to DIN 46228-1 and DIN 46228-4, unlockable pressure lock, lateral entry	CRIMPFOX 2,5-M	1212719	1
Crimping pliers, for ferrules as per DIN 46228-1 and DIN 46228-4, five marked die stations, pressure lock can be released, lateral entry			
Crimping pliers, compact pliers, for ferrules according to DIN 46228-1 and DIN 46228-4, unlockable pressure lock, lateral entry			
Crimping pliers, for ferrules as per DIN 46228-1 and DIN 46228-4, self-adjusting die, pressure lock can be released, front entry			

Accessories

Replacement die			
Replacement recuperating spring	CRIMPFOX/ SPR-1	1212069	1

N

0.25 - 6 mm² conductor cross section

0.25 - 6 mm² conductor cross section

0.5 - 6 mm² conductor cross section

Technical data

0.25 - 6 / 24 - 10
Trapezoidal crimp

Ordering data

Type	Order No.	Pcs. / Pkt.
CRIMPFOX 6	1212034	1

Accessories

CRIMPFOX 6/DIE	1212035	1
CRIMPFOX/ SPR-3	1212036	1

Technical data

0.25 - 6 / 24 - 10
Trapezoidal crimp

Ordering data

Type	Order No.	Pcs. / Pkt.
CRIMPFOX 6-M	1212720	1

Accessories

CRIMPFOX/ SPR-1	1212069	1

Technical data

0.5 - 6 / 20 - 10
Square crimp

Ordering data

Type	Order No.	Pcs. / Pkt.
CRIMPFOX 6S-F	1212043	1

Accessories

CRIMPFOX/ SPR-3	1212036	1

CRIMPFOX crimping pliers for ferrules

0.25 - 6 mm² conductor cross section

- Extensive range of crimping pliers
- All ferrules can be optimally crimped with a minimum amount of effort even in the case of large conductor cross sections
- Consistently high crimping quality
- Unlockable pressure lock
- Marked die stations for precise processing of the relevant cross sections

CRIMPFOX 6S .../ ...T

- Self-adjusting die automatically adapts to the connector size
- Bound to impress thanks to the quick and reliable contact processing method
- Ergonomically designed handles ensure an optimum grip and help avoid fatigue when working

Technical data

Application range		
Conductor	[mm²] / AWG	0.25 - 6 / 24 - 10
Compression		Trapezoidal crimp

Ordering data

Description	Type	Order No.	Pcs. / Pkt.
Crimping pliers, for ferrules as per DIN 46228-1 and DIN 46228-4, self-adjusting die, pressure lock can be released, lateral entry	**CRIMPFOX 6T**	**1212037**	1
Crimping pliers, for ferrules as per DIN 46228-1 and DIN 46228-4, self-adjusting die, pressure lock can be released, front entry			
Crimping pliers, compact pliers, for ferrules according to DIN 46228-1 and DIN 46228-4, unlockable pressure lock, lateral entry			

Accessories

Replacement recuperating spring	**CRIMPFOX/ SPR-1**	**1212069**	1

N

0.25 - 6 mm² conductor cross section

4 - 10 mm² conductor cross section

Technical data

0.25 - 6 / 24 - 10
Trapezoidal crimp

Ordering data

Type	Order No.	Pcs. / Pkt.
CRIMPFOX 6T-F	1212038	1

Accessories

CRIMPFOX/ SPR-1	1212069	1

Technical data

4 - 10 / 12 - 8
Trapezoidal crimp

Ordering data

Type	Order No.	Pcs. / Pkt.
CRIMPFOX 10	1212721	1

Accessories

CRIMPFOX/ SPR-1	1212069	1

CRIMPFOX crimping pliers for ferrules

- These compact crimping pliers have been designed to reduce effort when working
- The way in which the handles and the die are arranged means that the ferrules can be fitted however the tool is held

Notes:

For matching ferrules, cable lugs, and flat plugs, see page 444 onwards.

0.14 - 10 mm² conductor cross section

0.14 - 6 mm² conductor cross section

	Technical data	Technical data
Application range		
Conductor [mm²] / AWG	0.14 - 10 / 25 - 7	0.14 - 6 / 25 - 10
Compression	Square crimp	HEX crimp

	Ordering data			Ordering data		
Description	Type	Order No.	Pcs. / Pkt.	Type	Order No.	Pcs. / Pkt.
Crimping pliers, for ferrules as per DIN 46228, 0.14 – 10 mm², pressure lock can be released, lateral entry	CRIMPFOX 10S	1212045	1			
Crimping pliers, for ferrules as per DIN 46228, 0,14 – 6 mm², pressure lock can be released, lateral entry				CRIMPFOX 6H	1212046	1
	Accessories			**Accessories**		
Replacement recuperating spring	CRIMPFOX/SPR-2	1212047	1	CRIMPFOX/SPR-2	1212047	1

CRIMPFOX crimping pliers for ferrules

- These crimping pliers can be used to process ferrules measuring up to 50 mm²
- Ergonomically designed handles ensure an optimum grip and reduce the amount of force required by 25 percent

Notes:

For matching ferrules, cable lugs, and flat plugs, see page 444 onwards.

10 - 25 mm² conductor cross section

35 - 50 mm² conductor cross section

	Technical data	Technical data
Application range		
Conductor [mm²] / AWG	10 - 25 / 8 - 4	35 - 50 / 2 - 1
Compression	WM crimp	WM crimp

	Ordering data			Ordering data		
Description	Type	Order No.	Pcs. / Pkt.	Type	Order No.	Pcs. / Pkt.
Crimping pliers, for ferrules as per DIN 46228-1 and DIN 46228-4, three marked die stations, pressure lock can be released, lateral entry	CRIMPFOX 25R	1212039	1			
Crimping pliers, for ferrules as per DIN 46228-1 and DIN 46228-4, two marked die stations, pressure lock can be released, lateral entry				CRIMPFOX 50R	1212041	1

	Accessories			Accessories		
Replacement die	CRIMPFOX 25R/DIE	1212040	1	CRIMPFOX 50R/DIE	1212042	1
Replacement recuperating spring	CRIMPFOX/ SPR-1	1212069	1	CRIMPFOX/ SPR-1	1212069	1

CRIMPFOX crimping pliers for cable lugs and connectors

- Unlockable pressure lock
- They unlock as soon as the required crimping pressure is attained, thus ruling out the possibility of too little pressure
- The color coded dies clearly indicate the cross section

Notes:
For matching ferrules, cable lugs, and flat plugs, see page 444 onwards.
For replacement dies and retaining springs, go to the product area on the website at www.phoenixcontact.net/products.

0.14 - 1 mm² conductor cross section

0.75 - 2.5 mm² conductor cross section

	Technical data	Technical data
Application range		
Conductor [mm²] / AWG	0.14 - 1 / 26 - 18	0.75 - 2.5 / 20 - 14
Compression	Oval crimp	Oval crimp

Description	Ordering data: Type	Order No.	Pcs. / Pkt.	Ordering data: Type	Order No.	Pcs. / Pkt.
Crimping pliers, for insulated cable lugs (light green, red), three marked die stations, pressure lock can be released, lateral entry	**CRIMPFOX-RCI 1**	**1212055**	1			
Crimping pliers, compact pliers, for insulated cable lugs (light green, red), three marked die stations, unlockable pressure lock, lateral entry	**CRIMPFOX-RCI 1-M**	**1212727**	1			
Crimping pliers, for insulated cable lugs (red, blue), two marked die stations, pressure lock can be released, lateral entry				**CRIMPFOX-RCI 2,5**	**1212053**	1
Crimping pliers, compact pliers, for insulated cable lugs (red, blue), two marked die stations, unlockable cable lug, lateral entry				**CRIMPFOX-RCI 2,5-M**	**1212728**	1
Crimping pliers, for symmetrical insulated cable lugs (red, blue, yellow), three marked die stations, pressure lock can be released, lateral entry						
Crimping pliers, compact pliers, for symmetrical insulated cable lugs (red, blue, yellow), three marked die stations, unlockable pressure lock, lateral entry						
Crimping pliers, compact pliers, for symmetrical insulated DIN cable lugs (red, blue, yellow), three marked die stations, unlockable pressure lock, lateral entry						
Crimping pliers, for asymmetrical insulated cable lugs (red, blue, yellow), three marked die stations, pressure lock can be released, lateral entry						
Crimping pliers, compact pliers, for fully insulated butt connectors (red, blue, yellow), three marked die stations, unlockable pressure lock, lateral entry						

0.75 - 6 mm² conductor cross section

0.75 - 6 mm² conductor cross section

0.5 - 6 mm² conductor cross section

Technical data

0.75 - 6 / 20 - 10
Oval crimp

Ordering data

Type	Order No.	Pcs. / Pkt.
CRIMPFOX-RCI 6	1212057	1
CRIMPFOX-RCI 6-M	1212730	1
CRIMPFOX-RCI DIN 6	1212729	1

Technical data

0.75 - 6 / 20 - 10
Oval crimp

Ordering data

Type	Order No.	Pcs. / Pkt.
CRIMPFOX-RCI 6-1	1212059	1

Technical data

0.5 - 6 / 20 - 10
Oval crimp

Ordering data

Type	Order No.	Pcs. / Pkt.
CRIMPFOX-HS 6	1212722	1

N

CRIMPFOX crimping pliers for uninsulated cable lugs

- For processing uninsulated cable lugs
- Compact and lightweight design
- Unlockable pressure lock
- Marked die stations for precise processing of the relevant cross sections

Notes:
For matching ferrules, cable lugs, and flat plugs, see page 444 onwards.
For replacement dies and retaining springs, visit www.phoenixcontact.net/products.

0.75 - 2.5 mm² conductor cross section

0.5 - 6 mm² conductor cross section

	Technical data	Technical data
Application range		
Conductor [mm²] / AWG	0.75 - 2.5 / 22 - 14	0.5 - 6 / 20 - 10
Compression	Indent crimp	Indent crimp

	Ordering data			Ordering data		
Description	Type	Order No.	Pcs. / Pkt.	Type	Order No.	Pcs. / Pkt.
Crimping pliers, for uninsulated cable lugs, three marked die stations, pressure lock can be released, lateral entry	CRIMPFOX-RC 2,5	1212063	1			
Crimping pliers, compact pliers, for uninsulated cable lugs, three marked die stations, unlockable pressure lock, lateral entry	CRIMPFOX-RC 2,5-M	1212723	1			
Crimping pliers, compact pliers, for uninsulated cable lugs, two marked die stations, unlockable pressure lock, lateral entry				CRIMPFOX-RC 6-M	1212724	1
Crimping pliers, for uninsulated cable lugs, two marked die stations, unlockable pressure lock, lateral entry						
Crimping pliers, for uninsulated cable lugs, three marked die stations, unlockable pressure lock, lateral entry						

N

0.5 - 6 mm² conductor cross section

4 - 10 mm² conductor cross section

10 - 25 mm² conductor cross section

Technical data

0.5 - 6 / 20 - 10
Indent crimp

Ordering data

Type	Order No.	Pcs. / Pkt.
CRIMPFOX-RC 6	1212710	1

Technical data

4 - 10 / 12 - 8
Indent crimp

Ordering data

Type	Order No.	Pcs. / Pkt.
CRIMPFOX-RC 10	1212061	1

Technical data

10 - 25 / 8 - 4
Indent crimp

Ordering data

Type	Order No.	Pcs. / Pkt.
CRIMPFOX-RC 25	1212065	1

CRIMPFOX crimping pliers for uninsulated tube lugs

- For processing uninsulated tube lugs
- Compact and lightweight design
- Unlockable pressure lock
- Consistently high crimping quality
- Ergonomically designed handles ensure an optimum grip and help avoid fatigue when working

N

4 - 16 mm² conductor cross section

N

10 - 70 mm² conductor cross section

	Technical data	Technical data
Application range		
Conductor [mm²] / AWG	4 - 16 / 4 - 12	10 - 70 / 8 - 00
Compression	Indent crimp	Indent crimp

	Ordering data			Ordering data		
Description	Type	Order No.	Pcs. / Pkt.	Type	Order No.	Pcs. / Pkt.
Crimping pliers, for standard, uninsulated tube lugs, three marked die stations	CRIMPFOX-RCT 16	1212731	1			
Crimping pliers, for standard, uninsulated tube lugs, three marked die stations, unlockable pressure lock, lateral entry, 10 - 25 mm² conductor cross section, crimping: HEX crimp				CRIMPFOX-RCT 25-1	1212066	1
Crimping pliers, for standard, uninsulated tube lugs, with rotatable die, 5 stations, 10 - 70 mm² conductor cross section				CRIMPFOX-RCT 70	1212732	1

CRIMPFOX basic pliers, for accommodating various crimp inserts

- Universal crimping pliers up to 120 mm²
- Wide variety of available dies
- Easily foldable jaw holders mean that the dies can be changed quickly
- A mechanical drive system keeps the level of force required to an absolute minimum

Notes:

For matching ferrules, cable lugs, and flat plugs, see page 444 onwards.

For more dies, see www.phoenixcontact.net/products.

For dies up to 50 mm²

For dies up to 120 mm²

Description	Ordering data: Type	Order No.	Pcs. / Pkt.	Ordering data: Type	Order No.	Pcs. / Pkt.
Basic pliers, with ratchet function, for accommodating dies for various contacts						
Up to 50 mm²	CRIMPFOX-C50	1212340	1			
Two-hand operation of up to 120 mm²				CRIMPFOX-C120	1212318	1
	Accessories			**Accessories**		
Upper part of die, for ferrules 50 mm², 70 mm², trapezoidal crimp						
				CRIMPFOX-C120 AI 70/M-DIE	1212335	1
For 95 mm²				CRIMPFOX-C120 AI 95/M-DIE	1212336	1
Lower part of die, for ferrules 50 mm², trapezoidal crimp				CRIMPFOX-C120 AI 50/F-DIE	1212337	1
For 70 mm²				CRIMPFOX-C120 AI 70/F-DIE	1212338	1
For 95 mm²				CRIMPFOX-C120 AI 95/F-DIE	1212339	1
Die (pair), for insulated cable lugs, 10 mm², oval crimp						
	CRIMPFOX-C50 RCI 10/DIE	1212346	1	CRIMPFOX-C120 RCI 10/DIE	1212327	1
For 16 mm²	CRIMPFOX-C50 RCI 16/DIE	1212347	1	CRIMPFOX-C120 RCI 16/DIE	1212328	1
For 25 mm²	CRIMPFOX-C50 RCI 25/DIE	1212348	1	CRIMPFOX-C120 RCI 25/DIE	1212329	1
For 35 mm²				CRIMPFOX-C120 RCI 35/DIE	1212330	1
Die upper part, for uninsulated cable lugs, (DIN 46234) 6 - 35 mm², indent crimp						
	CRIMPFOX-C50 RC 35/M-DIE	1212343	1			
For 6 - 70 mm²				CRIMPFOX-C120 RC 70/M-DIE	1212331	1
Die lower part, for uninsulated cable lugs, 25 mm², indent crimp	CRIMPFOX-C50 RC 25/F-DIE	1212344	1			
For 35 mm²	CRIMPFOX-C50 RC 35/F-DIE	1212345	1			
For 10, 16, 25, 35 mm²				CRIMPFOX-C120 RC 35/F-DIE	1212332	1
For 6, 50 mm²				CRIMPFOX-C120 RC 50/F-DIE	1212333	1
For 10, 70 mm²				CRIMPFOX-C120 RC 70/F-DIE	1212334	1
Die (pair), for copper tube lugs, 35 mm², WM crimp						
	CRIMPFOX-C50 RCT 35-1/DIE	1212341	1			
For 16, 35 mm²				CRIMPFOX-C120 RCT 35-1/DIE	1212320	1
For 50 mm²	CRIMPFOX-C50 RCT 50-1/DIE	1212342	1			
For 25, 50 mm²				CRIMPFOX-C120 RCT 50-1/DIE	1212321	1
For 10, 70 mm²				CRIMPFOX-C120 RCT 70-1/DIE	1212319	1
For 95 mm²				CRIMPFOX-C120 RCT 95-1/DIE	1212322	1
For 120 mm²				CRIMPFOX-C120 RCT 120-1/DIE	1212323	1
Pre-round die (pair), for sector cable, 25, 35 mm²						
	CRIMPFOX-C50 R25-35/DIE	1212349	1			
For 35, 50 mm²	CRIMPFOX-C50 R35-50/DIE	1212350	1			
For 50, 70 mm²	CRIMPFOX-C50 R50-70/DIE	1212351	1			
For 25, 50 mm²				CRIMPFOX-C120 R25-50/DIE	1212324	1
For 35, 70 mm²				CRIMPFOX-C120 R35-70/DIE	1212325	1
For 95 mm²				CRIMPFOX-C120 R95/DIE	1212326	1

N

CRIMPFOX crimping pliers for uninsulated slip-on sleeves

- For processing uninsulated flat plugs and slip on sleeves with a cross section of up to 6 mm²
- Unlockable pressure lock
- Consistently high crimping quality
- Marked die stations for precise processing of the relevant cross sections

Notes:

For matching ferrules, cable lugs, and flat plugs, see page 444 onwards.

0.1 - 1.5 mm² conductor cross section

0.1 - 1.5 mm² conductor cross section

	Technical data	Technical data
Application range		
Conductor [mm²] / AWG	0.1 - 1.5 / 26 - 16	0.1 - 1.5 / 26 - 16
Compression	B crimp	B crimp

		Ordering data			Ordering data		
Description	Color	Type	Order No.	Pcs. / Pkt.	Type	Order No.	Pcs. / Pkt.
Crimping pliers, for 2.8 / 4.8 / 6.3 mm uninsulated slip-on sleeves, three marked die stations, unlockable pressure lock, lateral entry		CRIMPFOX-SC 1,5	1212048	1			
Crimping pliers, compact pliers, for uninsulated slip-on sleeves, 2.8 / 4.8 / 6.3 mm, three marked die stations, unlockable pressure lock, lateral entry					CRIMPFOX-SC 1,5-M	1212725	1
Crimping pliers, for 2.8 / 4.8 / 6.3 mm uninsulated slip-on sleeves, three marked die stations, unlockable pressure lock, lateral entry	black						
Crimping pliers, for 2.8 / 4.8 / 6.3 mm uninsulated slip-on sleeves, three marked die stations, unlockable pressure lock, lateral entry, incl. positioning tool	black						
Crimping pliers, compact pliers, for angled, uninsulated slip-on sleeves, marked die station, unlockable pressure lock, lateral entry							

	Accessories			Accessories		
Replacementdie	CRIMPFOX-SC 1,5/DIE	1212049	1			
Replacement recuperating spring	CRIMPFOX/ SPR-3	1212036	1	CRIMPFOX/ SPR-1	1212069	1

0.5 - 6 mm² conductor cross section

0.5 - 6 mm² conductor cross section

For angled slip-on sleeves,
1.0 - 2.5 mm² conductor cross section

Technical data

0.5 - 6 / 22 - 10
B crimp

Ordering data

Type	Order No.	Pcs. / Pkt.
CRIMPFOX-SC 6	1212050	1

Accessories

CRIMPFOX-SC 6/DIE	1212051	1
CRIMPFOX/ SPR-1	1212069	1

Technical data

0.5 - 6 / 22 - 10
B crimp

Ordering data

Type	Order No.	Pcs. / Pkt.
CRIMPFOX-SC 6L	1212052	1

Accessories

CRIMPFOX-SC 6/DIE	1212051	1
CRIMPFOX/ SPR-1	1212069	1

Technical data

1 - 2.5 / 18 - 14
B crimp

Ordering data

Type	Order No.	Pcs. / Pkt.
CRIMPFOX-SCA 2,5-M	1212726	1

Accessories

CRIMPFOX/ SPR-1	1212069	1

CRIMPFOX crimping pliers for turned contacts

- Crimping pliers for processing turned contacts of up to 10 mm²
- The integrated positioning tool ensures that the contacts are perfectly aligned in the die
- Marked die stations for precise processing of the relevant cross sections

0.5 - 4 mm² conductor cross section

Technical data

Application range		
Conductor	[mm²] / AWG	0.5 - 4 / 22 - 12
Compression		Square crimp

Ordering data

Description	Type	Order No.	Pcs. / Pkt.
Crimping pliers, for turned contacts with a pin diameter of 1.6 / 2.5 / 4.0 mm - For CK1,6-ED ... , CK2,5-ED..., CK4,0-E D... 0,5-4 mm² turned contacts	**CRIMPFOX-TC 4**	**1212113**	1
For conductor cross sections of 6 – 10 mm²	**CRIMPFOX-TC 10**	**1212114**	1

Accessories

Replacement die			
- For CRIMPFOX-TC 4	**CRIMPFOX-TC 4/DIE**	**1212295**	1
- For CRIMPFOX-TC 10	**CRIMPFOX-TC 10/DIE**	**1212296**	1
Replacement recuperating spring	**CRIMPFOX/ SPR-1**	**1212069**	1

CRIMPFOX four-mandrel crimping pliers for turned contacts, with digital display

- Crimping pliers for processing turned contacts of up to 2.5 mm²
- The integrated positioning tool ensures that the contacts are perfectly aligned in the die
- Marked die stations for precise processing of the relevant cross sections

Conductor cross sections up to 2.5 mm²

Technical data

Application range		
Conductor	[mm²] / AWG	0.08 - 2.5 / 28 - 13
Compression		Four-mandrel crimping

Ordering data

Description	Type	Order No.	Pcs. / Pkt.
Crimping pliers, for turned contacts, universal cross section setting, up to a maximum of 2.5 mm², digital display with 0.01 mm increments, unlockable pressure lock, lateral entry, including positioning tool	**CRIMPFOX-TC MP**	**1212510**	1

N

CRIMPFOX crimping pliers for coaxial connectors

- CRIMPFOX−CX... are crimping pliers for processing coaxial connectors
- Unlockable pressure lock
- Lateral conductor entry

Notes:

For replacement dies and retaining springs, go to the product area on the website at www.phoenixcontact.net/products.

	Technical data			Technical data		
Application range						
Compression	HEX crimp			HEX crimp		
	Ordering data			**Ordering data**		
Description	**Type**	**Order No.**	Pcs. / Pkt.	**Type**	**Order No.**	Pcs. / Pkt.
Crimping pliers, for: Coaxial connector 1.69 mm, 3.25 mm, 4.52 mm, three marked die stations, pressure lock can be released, lateral entry, hex crimp	**CRIMPFOX-CX 4,52**	**1212094**	1			
Crimping pliers, compact pliers, coaxial plug-in connectors, 1.69 mm, 3.25 mm, 4.52 mm, three marked die stations, unlockable pressure lock, lateral entry, Hex crimp				**CRIMPFOX-CX 4,52-M**	**1212713**	1
Crimping pliers, compact pliers, coaxial plug-in connectors, 1.69 mm, 5.41 mm, 6.48 mm, three marked die stations, unlockable pressure lock, lateral entry, Hex crimp				**CRIMPFOX-CX 6,48-M**	**1212714**	1
Crimping pliers, for: coaxial plug-in connectors, 1.69 mm, 5.41 mm, 6.48 mm, three marked die stations, unlockable pressure lock, lateral entry, Hex crimp	**CRIMPFOX-CX 6,48**	**1212095**	1			
Crimping pliers, compact pliers, coaxial plug-in connectors, 0.7 mm, 1.07 mm, 1.69 mm, 3.25 mm, 4.52 mm, 5.41 mm, six marked die stations, unlockable pressure lock, lateral entry, Hex crimp				**CRIMPFOX-CX 5,41-M**	**1212712**	1
Crimping pliers, for: coaxial plug-in connectors, 1.73 mm, 8.23 mm, 9.14 mm, three marked die stations, unlockable pressure lock, lateral entry	**CRIMPFOX-CX 9,14**	**1212096**	1			
Crimping pliers, for: coaxial plug-in connectors, 2.54 mm, 10.54 mm, two marked die stations, unlockable pressure lock, lateral entry	**CRIMPFOX-CX 10,54**	**1212097**	1			
Crimping pliers, for: coaxial plug-in connectors, 2.54 mm, 10.90 mm, two marked die stations, unlockable pressure lock, lateral entry	**CRIMPFOX-CX 10,90**	**1212098**	1			
Crimping pliers, compact pliers, coaxial plug-in connectors, 1.69 mm, 2.54 mm, 5.41 mm, 10.90 mm, four marked die stations, unlockable pressure lock, lateral entry				**CRIMPFOX-CX 10,90-1**	**1212715**	1
Crimping pliers, compact pliers, coaxial plug-in connectors, HDTV, BNC, TNC, 1.04 mm, 4.52 mm, 6.48 mm, 7.06 mm, four marked die stations, unlockable pressure lock, lateral entry				**CRIMPFOX-CX 7,06 HD-M**	**1212718**	1

CRIMPFOX crimping pliers for coaxial CATV plug-in connectors

- CRIMPFOX-CATV... are crimping pliers for processing coaxial CATV plug-in connectors
- Unlockable pressure lock
- Lateral conductor entry

N

For 1.69 mm, 8.23 mm

N

For 6.65 mm, 8.23 mm, 9.70 mm

	Technical data			Technical data		
Application range						
Compression	HEX crimp			HEX crimp		
	Ordering data			**Ordering data**		
Description	**Type**	**Order No.**	Pcs. / Pkt.	**Type**	**Order No.**	Pcs. / Pkt.
Crimping pliers, for CATV connectors, RG 6.59, 1.69 mm, 8.23 mm, two marked die stations, unlockable pressure lock, lateral entry	**CRIMPFOX-CATV 8,23**	**1212716**	1			
Crimping pliers, for CATV connectors, 6.65 mm, 8.23 mm, 9.70 mm, three marked die stations, unlockable pressure lock, lateral entry				**CRIMPFOX-CATV 8,23-1**	**1212717**	1

CRIMPFOX crimping pliers for D-SUB, coaxial, and fiber optic plug-in connectors

- CRIMPFOX−FO is a set of crimping pliers for processing fiber optic connectors
- Unlockable pressure lock
- Lateral conductor entry

Notes:

For replacement dies and retaining springs, go to the product area on the website at www.phoenixcontact.net/products.

Crimping pliers, for D-SUB contacts

Crimping pliers, for fiber optic connectors

	Technical data			Technical data		
Application range						
Compression	B crimp			HEX crimp		
	Ordering data			**Ordering data**		
Description	**Type**	**Order No.**	Pcs. / Pkt.	**Type**	**Order No.**	Pcs. / Pkt.
Crimping pliers - For rolled D-SUB contacts, high-density, 0.08 mm² - 0.5 mm², incl. contact locator	**CRIMPFOX-DSUB 5**	**1212111**	1			
- For rolled D-SUB contacts, standard, 0.05 mm² - 0.5 mm², incl. contact locator	**CRIMPFOX-DSUB 5-1**	**1212711**	1			
Crimping pliers, for fiber optic connector, 3.25 mm, 3.84 mm, 4.52 mm, 5.0 mm, 5.41 mm, five marked die stations, pressure lock can be released, lateral entry				**CRIMPFOX-FO 5,41**	**1212099**	1

CRIMPFOX crimping pliers for solar connectors

– Safe crimping of MC3 and MC4 solar connectors from Multi-Contact and SOLARLOK connectors from Tyco
– Ergonomically designed grip
– Optimized mechanical transmission reduces the force required by up to 25 percent

2.5 - 6 mm² conductor cross section

	Ordering data		
Description	**Type**	**Order No.**	Pcs. / Pkt.
Crimping pliers, square crimp, for MC3 solar connectors, 2.5 – 6 mm², unlockable pressure lock, lateral entry, with three marked die stations	**CRIMPFOX-SR 6-1**	**1212467**	1
Crimping pliers, B-crimp, for MC4 solar connectors, 2.5 – 6 mm², unlockable pressure lock, lateral entry, with three marked die stations	**CRIMPFOX-SR 6-2**	**1212468**	1
Crimping pliers, square crimp, for SOLARLOK solar connectors, 2.5 – 6 mm², unlockable pressure lock, lateral entry, with three marked die stations	**CRIMPFOX-SR 6-3**	**1212469**	1

CRIMPFOX crimping pliers for socket contacts

0.5 - 2.5 mm² conductor cross section

- Crimping pliers, for crimping conductors to the STG-MTN socket contacts of the module
- Optimized mechanical transmission reduces the force required by up to 25 percent
- Four different die stations

Description	Ordering data		
	Type	**Order No.**	Pcs. / Pkt.
Crimping pliers, for rolled contacts 0.5 – 2.5 mm², four labeled countersunk stations, unlockable pressure lock, side entry, for STG–MTN module and socket contacts too	**CRIMPFOX MT 2,5**	**1204038**	1
	Accessories		
Replacement die	**CRIMPFOX MT 2,5 DIE**	**1208050**	1

CRIMPFOX universal pliers for accommodating various crimp inserts

– One of the key features of the CRIMPFOX−M crimping pliers is the way the crimp inserts can be quickly replaced without the need for tools
– The variety of inserts makes it a space-saving universal tool for all applications

Notes:

For more crimping dies for ferrules, cable lugs, slip-on sleeves, turned contacts, coaxial, RJ45, and RJ11 plugs, visit www.phoenixcontact.net/products.

Basic pliers

Description	Ordering data		
	Type	Order No.	Pcs. / Pkt.
Basic pliers, for accommodating dies for various contact types, pressure lock can be unlocked, lateral entry	CRIMPFOX-M	1212072	1
Crimping pliers set, consisting of CRIMPFOX-M and dies 1212074, 1212079, 1212080, 1212081	CRIMPFOX-M SET	1212093	1

Dies for the CRIMPFOX universal pliers

Notes:

For more crimping dies for ferrules, cable lugs, slip-on sleeves, turned contacts, coaxial, RJ45, and RJ11 plugs, visit www.phoenixcontact.net/products.

Dies for CRIMPFOX-M

Description	Ordering data		
	Type	Order No.	Pcs. / Pkt.
Die, for MC3 solar connectors, lateral entry, 2.5 - 6 mm²			
	CRIMPFOX-M SR 6-1/DIE	**1212471**	1
For MC4 solar connectors, lateral entry, 2.5 - 6 mm²	**CRIMPFOX-M SR 6-2/DIE**	**1212472**	1
For SOLARLOK solar connectors, lateral entry, 2.5 - 6 mm²	**CRIMPFOX-M SR 6-3/DIE**	**1212473**	1
Die, for ferrules, 0.25 - 10 mm²			
	CRIMPFOX-M 10/DIE	**1212080**	1
For 16 – 25 mm²	**CRIMPFOX-M 25/DIE**	**1212081**	1
For 35 – 50 mm²	**CRIMPFOX-M 50/DIE**	**1212082**	1
Die, for insulated cable lugs, 0.5 – 1.5 mm² and 1.5 – 2.5 mm²			
	CRIMPFOX-M RCI 2,5/DIE	**1212074**	1
For insulated cable lugs, 0.1 - 4 mm² and 4 - 6 mm²	**CRIMPFOX-M RCI 6/DIE**	**1212073**	1
Die, for uninsulated cable lugs, 0.75 - 2.5 mm²			
	CRIMPFOX-M RC 2,5/DIE	**1212078**	1
For 0.5 - 6 mm²	**CRIMPFOX-M RC 6/DIE**	**1212079**	1
For 4 - 6 and 10 mm²	**CRIMPFOX-M RC 10-1/DIE**	**1212744**	1
For 4 – 10 mm²	**CRIMPFOX-M RC 10/DIE**	**1212077**	1
Die, for uninsulated slip-on sleeves, 0.1 - 1 mm²			
	CRIMPFOX-M SC 1/DIE	**1212083**	1
For 0.5 – 2.5 mm²	**CRIMPFOX-M SC 2,5/DIE**	**1212084**	1
For 0.5 – 6 mm²	**CRIMPFOX-M SC 6/DIE**	**1212085**	1
with wide, flat crimp for 0.5 - 6 mm²	**CRIMPFOX-M SC 6-FL/DIE**	**1212741**	1
For angled slip-on sleeves, for 6.3 mm, 1.0 - 2.5 mm²	**CRIMPFOX-M SCA 2,5/DIE**	**1212742**	1
For angled slip-on sleeves, for 8 mm, 1.0 - 2.5 mm²	**CRIMPFOX-M SCA 2,5-1/DIE**	**1212743**	1
Die, For turned contacts with pin diameters 2.5 mm and 4.0 mm (CK 2,5…,CK 4,0), cross section 0.14 - 4 mm²	**CRIMPFOX-M TC 4/DIE**	**1212075**	1
For turned contacts with pin diameter 4 mm (CK 4,0...), cross section 6 – 10 mm²	**CRIMPFOX-M TC 10/DIE**	**1212076**	1
Die, for RG 174, RG 179, BNC, TNC coaxial connectors			
	CRIMPFOX-M CX-1/DIE	**1212087**	1
For RG 58, RG 59, RG 62, RG 71, BNC, TNC	**CRIMPFOX-M CX-2/DIE**	**1212088**	1
For CATV RG 6,59	**CRIMPFOX-M CX-3/DIE**	**1212089**	1
For BNC, TNC, RG6, 1.73, 6.48, 8.23 mm	**CRIMPFOX-M CX-4/DIE**	**1212745**	1
For BNC, TNC, 0.70, 3.25, 3.85 mm	**CRIMPFOX-M CX-5/DIE**	**1212746**	1
For BNC, TNC, 1.07, 6.48, 8.23 mm	**CRIMPFOX-M CX-6/DIE**	**1212747**	1
For BNC, TNC, 1.72, 5.41 mm	**CRIMPFOX-M CX-7/DIE**	**1212748**	1
For BNC, TNC, 1.72, 8.23 mm	**CRIMPFOX-M CX-8/DIE**	**1212749**	1
Die, for unshielded RJ45 plugs			
	CRIMPFOX-M RJ45/DIE	**1212090**	1
For unshielded RJ11 plugs	**CRIMPFOX-M RJ11/DIE**	**1212091**	1
Die, for shrink connectors, 0.1 – 0.4 mm² green and 4 – 6 mm² yellow			
	CRIMPFOX-M HS-1/DIE	**1212282**	1
Die, for shrink connectors, 0.5 -1.5 mm² red and 1.5 - 2.5 mm² blue	**CRIMPFOX-M HS/DIE**	**1219092**	1

N

CRIMPFOX universal pliers for accommodating various dies for data plugs

– One of the key features of the CRIMPFOX−C D crimping pliers is the way the crimp inserts can be quickly replaced without the need for tools
– The variety of inserts makes them a space-saving universal tool for data plug applications

Basic pliers

	Ordering data		
Description	Type	Order No.	Pcs. / Pkt.
Basic pliers, for accommodating dies for various contact types, pressure lock can be unlocked, lateral entry	CRIMPFOX-C D	1212734	1
Die, for unshielded RJ11 plugs			
Die, for unshielded RJ22 plugs			
Die, for unshielded RJ45 plugs			
Die, for unshielded RJ45 plugs, universal			
Die, 10-pos.			
Die, for DEC MML plugs			

N

Die for CRIMPFOX-C D

Ordering data		
Type	Order No.	Pcs. / Pkt.
CRIMPFOX-C RJ11/DIE	1212735	1
CRIMPFOX-C RJ22/DIE	1212736	1
CRIMPFOX-C RJ45/DIE	1212737	1
CRIMPFOX-C RJ45U/DIE	1212738	1
CRIMPFOX-C 10P/DIE	1212739	1
CRIMPFOX-C MMJ/DIE	1212740	1

SCREWFOX screwdrivers for slotted-head screws

VDE flat-bladed screwdriver

- Large contact surface of blades inside screw head
- Individually tested safety screwdrivers acc. to DIN EN 60900 (VDE 0682-201)
- For working on or in the vicinity of live parts up to 1000 V AC or 1500 V DC
- The tools feature ergonomic two-component safety handles

Description	Ordering data: Type	Order No.	Pcs. / Pkt.
Screwdriver, for slotted-head screws, with VDE approval			
Blade: 0.4 x 2.5 x 80 mm, length: 161 mm	**SZS 0,4X2,5 VDE**	**1205037**	10
Blade: 0.5 x 3.5 x 100 mm, length: 181 mm	**SZS 0,5X3,0 VDE**	**1207404**	10
Blade: 0.6 x 2.5 x 80 mm, length: 161 mm	**SZS 0,6X2,5 VDE**	**1205040**	10
Blade: 0.6 x 3.5 x 100 mm, length: 181 mm	**SZS 0,6X3,5 VDE**	**1212602**	10
Blade: 0.8 x 4.0 x 100 mm, length: 198 mm	**SZS 0,8X4,0 VDE**	**1212508**	1
Blade: 1.0 x 4.0 x 100 mm, length: 198 mm	**SZS 1,0X4,0 VDE**	**1205066**	10
Blade: 1.0 x 5.5 x 125 mm, length: 223 mm	**SZS 1,0X5,5 VDE**	**1209114**	10
Blade: 1.0 x 6.5 x 150 mm, length: 248 mm	**SZS 1,0X6,5 VDE**	**1205079**	10
Blade: 1.2 x 8.0 x 175 mm, length: 287 mm	**SZS 1,2X8,0 VDE**	**1205082**	10
Screwdriver, two-component handle, with non-slip grip, for slotted-head screws Blade: 0.4 x 2.0 x 60 mm, length: 130 mm			
Blade: 0.4 x 2.5 x 60 mm, length: 145 mm			
Blade: 0.4 x 2.5 x 75 mm, length: 161 mm			
Blade: 0.6 x 3.5 x 100 mm, length: 181 mm			
Blade: 0.6 x 3.5 x 200 mm, length: 281 mm			
Blade: 0.8 x 4.0 x 100 mm, length: 198 mm			
Blade: 1.0 x 5.5 x 150 mm, length: 248 mm			
Blade: 1.2 x 6.5 x 150 mm, length: 255 mm			
Screwdriver, two-component handle, with non-slip grip, with impact cap, with hexagon wrench aid for open-end wrench and ring wrench, for slotted-head screws			
Blade: 1.2 x 7 x 125 mm, length: 230 mm			
Blade: 1.6 x 10 x 175 mm, length: 287 mm			

Flat-bladed screwdriver, uninsulated

Applied for:
GOST

Ordering data		
Type	**Order No.**	Pcs. / Pkt.
SF-SL 0,4X2,0-60	**1212546**	10
SF-SL 0,4X2,5-75	**1212547**	10
SF-SL 0,5X3,0-80	**1212548**	10
SF-SL 0,6X3,5-100	**1212549**	10
SF-SL 0,6X3,5-200	**1212550**	10
SF-SL 0,8X4,0-100	**1212551**	10
SF-SL 1,0X5,5-150	**1212552**	10
SF-SL 1,2X6,5-150	**1212553**	10
SF-SLIC 1,2X7,0-125	**1212554**	10
SF-SLIC 1,6X10-175	**1212555**	10

SCREWFOX VDE screwdriver/actuation tool for ST terminal blocks



– In addition to catering for standard applications, SF–SL ... screwdrivers are particularly suited to the assembly of modular terminal blocks
– VDE-tested, for maximum safety
– Because the insulation runs into the shaft, there is no protruding edge

VDE flat-bladed screwdrivers with integrated insulation

Description	Ordering data		
	Type	**Order No.**	Pcs. / Pkt.
Screwdriver/actuation tool, for slotted-head screws/spring-cage terminal blocks, insulated, two-component handle, with non-slip grip, VDE			
Blade: 0.6 x 3.5 x 100 mm, length: 181 mm	**SF-SL 0,6X3,5-100 S-VDE**	**1212587**	10
Blade: 0.8 x 4.0 x 100 mm, length: 198 mm	**SF-SL 0,8X4,0-100 S-VDE**	**1212588**	10
Blade: 1.0 x 5.5 x 150 mm, length: 248 mm	**SF-SL 1,0X5,5-125 S-VDE**	**1212589**	10
Screwdriver, protective insulation integrated into shaft, insulated according to VDE Size: PZ1 x 80 mm Size: PZ2 x 100 mm			
Screwdriver, protective insulation integrated into shaft, insulated according to VDE Size: PH1 x 80 mm Size: PH2 x 100 mm			
Screwdriver, protective insulation integrated into shaft, insulated according to VDE Size: Pozidriv® - slotted (plus-minus) PZ1 x 80 mm Size: Pozidriv® - slotted (plus-minus) PZ2 x 100 mm			
Screwdriver, protective insulation integrated into shaft, insulated according to VDE Size: Phillips-Recess® - slotted (plus-minus) PH1 x 80 mm Size: Phillips-Recess® - slotted (plus-minus) PH2 x 100 mm			
Screwdriver set, protective insulation integrated into shaft, slotted/Phillips crosshead/combined profile, Pozidriv® + slotted (plus-minus), insulated according to VDE, 7-piece, including rack, set contains the following products: 0.6 x 3.5 x 100; 0.8 x 4.0 x 100; 1.0 x 5.5 x 125; PH1 x 80; PH2 x 100; PZ1 x 80; PZ2 x 100			

VDE screwdriver
with Pozidriv® or Phillips-Recess®drive

VDE screwdriver with plus-minus drive

VDE screwdriver with various drives

Ordering data		
Type	Order No.	Pcs. / Pkt.
SF-PZ 1-80 S-VDE	1212695	10
SF-PZ 2-100 S-VDE	1212696	10
SF-PH 1-80 S-VDE	1212693	10
SF-PH 2-100 S-VDE	1212694	10

Ordering data		
Type	Order No.	Pcs. / Pkt.
SF-PZSL 1-80 S-VDE	1212699	10
SF-PZSL 2-100 S-VDE	1212700	10
SF-PHSL 1-80 S-VDE	1212697	10
SF-PHSL 2-100 S-VDE	1212698	10

Ordering data		
Type	Order No.	Pcs. / Pkt.
SF-SL/PH/PZ-SL SET S-VDE	1212701	1

SCREWFOX screwdriver and actuation tool for ST and QTC terminal blocks

– In addition to the standard application, these screwdrivers are also ideal for actuating modular terminal blocks from the ST ... and QTC ... series

Flat-bladed screwdriver, uninsulated

Description	Ordering data		
	Type	**Order No.**	Pcs. / Pkt.
Screwdriver/actuation tool, for slotted-head screws/spring-cage terminal blocks Blade: 0.4 x 2.5 x 75 mm, length: 156 mm	**SZF 0-0,4X2,5**	**1204504**	10
Blade: 0.6 x 3.5 x 100 mm, length: 181 mm	**SZF 1-0,6X3,5**	**1204517**	10
Blade: 0.8 x 4.0 x 100 mm, length: 198 mm	**SZF 2-0,8X4,0**	**1204520**	10
Blade: 1.0 x 5.5 x 150 mm, length: 248 mm	**SZF 3-1,0X5,5**	**1206612**	10
Screwdriver/actuation tool, for slotted-head screws/spring-cage terminal blocks, insulated Blade: 0.6 x 3.5 x 100 mm, length: 181 mm	**SZS 0,6X3,5**	**1205053**	10
Actuation tool, insulated, for all 2.5 mm² and 4 mm² ST spring-cage terminal blocks, plus push-in and QT fast connection terminal blocks			

Actuation tool for push-in technology, ST and QTC terminal blocks

Ordering data

Type	Order No.	Pcs. / Pkt.
ST-BW	1207608	10

SCREWFOX screwdrivers for Phillips and slotted-head screws

– Screwdrivers for Phillips screws with Pozidriv and Phillips Recess screw head
– VDE approval
– The SZG... screwdrivers have been specially designed for driving in test socket screws safely and without slipping

Notes:

Pozidriv®/Supadriv®,
trademarks of European Ind. Serv. Ltd.
Phillips Recess®,
trademark of Phillips Screw Company

VDE Phillips screwdriver with Pozidriv® drive

Description	Ordering data: Type	Order No.	Pcs. / Pkt.
Screwdrivers, for Pozidriv®/Supadriv® Phillips screws, VDE approval			
Size: PZ0 x 80 mm, length: 161 mm	**SZK PZ0 VDE**	**1206447**	10
Size: PZ1 x 80 mm, length: 178 mm	**SZK PZ1 VDE**	**1206450**	10
Size: PZ2 x 100 mm, length: 205 mm	**SZK PZ2 VDE**	**1206463**	10
Size: PZ3 x 150 mm, length: 262 mm	**SZK PZ3 VDE**	**1212599**	10
Screwdrivers, for Phillips Recess® screws, VDE approval			
Size: PH0 x 80 mm, length: 161 mm	**SZK PH0 VDE**	**1205147**	10
Size: PH1 x 80 mm, length: 178 mm	**SZK PH1 VDE**	**1205150**	10
Size: PH2 x 100 mm, length: 205 mm	**SZK PH2 VDE**	**1205163**	10
Size: PH3 x 150 mm, length: 262 mm	**SZK PH3 VDE**	**1212536**	10
Screwdrivers, for Pozidriv® Phillips screws			
Size: PZ0 x 60 mm, length: 141 mm			
Size: PZ1 x 80 mm, length: 178 mm			
Size: PZ2 x 100 mm, length: 205 mm			
Size: PZ3 x 150 mm, length: 262 mm			
Screwdrivers, for Phillips Recess® screws			
Size: PH0 x 60 mm, length: 141 mm			
Size: PH1 x 80 mm, length: 178 mm			
Size: PH2 x 100 mm, length: 205 mm			
Size: PH3 x 150 mm, length: 262 mm			
Screwdriver, for Pozidriv®/Supadriv® Phillips screws, VDE approval			
Size: PZ1 x 80 mm, length: 178 mm			
Size: PZ2 x 100 mm, length: 205 mm			
Size: PH1 x 80 mm, length: 178 mm			
Size: PH2 x 100 mm, length: 205 mm			
Screwdriver, for test socket screws, with VDE approval			
For 2.3 mm Ø screw, blade: 0.6 x 3.5 x 100 mm, length: 198 mm			
For 4 mm Ø screw, blade: 0.9 x 6.5 x 175 mm, length: 287 mm			

Phillips screwdriver with Pozidriv® drive

VDE screwdriver with plus/minus drive



VDE screwdriver for test socket screws

Applied for:
GOST

Ordering data		
Type	**Order No.**	Pcs. / Pkt.
SF-PZ 0-60	**1212562**	10
SF-PZ 1-80	**1212563**	10
SF-PZ 2-100	**1212564**	10
SF-PZ 3-150	**1212565**	10
SF-PH 0-60	**1212558**	10
SF-PH 1-80	**1212559**	10
SF-PH 2-100	**1212560**	10
SF-PH 3-150	**1212561**	10

Ordering data		
Type	**Order No.**	Pcs. / Pkt.
SF-PZSL 1-80 VDE	**1212556**	10
SF-PZSL 2-100 VDE	**1212557**	10
SF-PHSL 1-80 VDE	**1212283**	10
SF-PHSL 2-100 VDE	**1212288**	10

Ordering data		
Type	**Order No.**	Pcs. / Pkt.
SZG 0,6X3,5 VDE	**1205121**	10
SZG 0,9X6,5 VDE	**1205134**	10

SCREWFOX torque screwdrivers

Torque screw driver, 0.3 - 1.2 Nm, adjustable

- Torque screwdrivers with hexagonal quick connection holder
- High-precision, finely adjustable torque screwdrivers according to EN ISO 6789
- TSD−M ... torque screwdrivers are adjustable from 0.3 - 6.0 Nm
- The figure below shows the TSD-M 6NM version

Ordering data

Description	Type	Order No.	Pcs. / Pkt.
Torque screwdrivers			
Adjustable from 0.3 - 1.2 Nm	**TSD-M 1,2NM**	**1212224**	1
Adjustable from 1.2 - 3 Nm	**TSD-M 3NM**	**1212225**	1
Adjustable from 3 - 6 Nm	**TSD-M 6NM**	**1212226**	1

Accessories

Battery-powered screwdriver bit set, 1 attachment set each in 5.5 mm, 8 mm, 13 mm, adapter to ¼"	**ASD BIT SET HN**	**1209952**	1
Socket wrench insert, magnetic, hexagonal, 1/4" drive, suitable for holders according to DIN 3126-F 6.3 / ISO 1173			
Wrench size of 5.5 mm	**BHN 5,5**	**1209965**	1
Wrench size of 8 mm	**BHN 8**	**1209978**	1
Wrench size of 10 mm	**BHN 10**	**1209981**	1
Wrench size of 13 mm	**BHN 13**	**1209994**	1
Adapter for ¼"	**BF 6,3**	**1209936**	1
Adapter insert, for torque screwdrivers with adjustable torque, for accommodating SAC nuts for 4 mm hexagonal screwdrivers	**TSD-M SAC-BIT ADAPTER**	**1212600**	1

SCREWFOX cordless screwdriver

21 different torque stages

- Cordless screwdriver with two-speed gearbox, forward/reverse running, and 21-stage clutch with drilling stage of up to 600 rpm
- 6.3 mm hexagonal quick connection drill chuck
- Integrated LEDs are used to illuminate the working area
- Torque accuracy of ±5 percent
- Adjustable from 0.3 - 4.4 Nm
- With optional snap-on protective cap to prevent unintentional torque adjustment

Applied for:
GOST

Description	Type	Order No.	Pcs. / Pkt.
Ordering data			
Cordless screwdriver, 3.6 V, incl. rechargeable battery, 1.5 Ah	**SF-ASD 21**	**1212532**	1
Cordless screwdriver set, incl. two rechargeable batteries and charger, 230 V	**SF-ASD 21 SET 230V**	**1212530**	1
Accessories			
Universal bit holder, E6.3-1/4" drive, with automatic locking, one-hand operation, magnetic, for bits according to DIN 3126 C 6.3 and E 6.3	**SF-UBH**	**1212590**	1
Replacement charger, for SF–ASD 21 cordless screwdriver, 230 V	**SF-ASD 21/CHARGER 230V**	**1212535**	1
Replacement battery, for SF-ASD 21, 1.5 Ah	**SF-ASD 21/ACCU 1,5 AH**	**1212533**	1

SCREWFOX tool inserts for cordless screwdriver and bit handle

– Tools for SF–ASD 21 cordless screwdriver, various designs
– The hardened bits are suitable for hard and soft screws
– Optimum edge geometries increase the bearing surface and prevent the screws from being over-tightened

Notes:

Pozidriv®/Supadriv®,
trademarks of European Ind. Serv. Ltd.
Phillips Recess®,
trademark of Phillips Screw Company
Torx®,
trademark of Acument Intellectual Properties, LLC, Troy, Mich.,US

Universal bit holder

Description	Color	Ordering data: Type	Order No.	Pcs. / Pkt.
Universal bit holder, E6.3-1/4" drive, with automatic locking, one-hand operation, magnetic, for bits according to DIN 3126 C 6.3 and E 6.3	silver	**SF-UBH**	**1212590**	1
Screw bit, slotted, E6,3-1/4" drive, hardened, suitable for holder according to DIN 3126-F 6.3/ISO 1173				
Size: 0.5 x 3.0 x 50 mm	silver			
Size: 0.5 x 3.0 x 70 mm	silver			
Size: 0.6 x 3.5 x 50 mm	silver			
Size: 0.6 x 3.5 x 70 mm	silver			
Size: 0.8 x 4.0 x 50 mm	silver			
Size: 0.8 x 4.0 x 70 mm	silver			
Size: 1.0 x 5.5 x 50 mm	silver			
Size: 1.0 x 5.5 x 70 mm	silver			
Size: 1.2 x 6.5 x 70 mm	silver			
Screw bit, PH cross, E6.3-1/4" drive, hardened, suitable for holder according to DIN 3126-F 6.3/ISO 1173				
Size: PH 1 x 50 mm	silver			
Size: PH 2 x 50 mm	silver			
Size: PH 3 x 50 mm	silver			
Size: PH 1 x 70 mm	silver			
Size: PH 2 x 70 mm	silver			
Size: PH 3 x 70 mm	silver			
Screw bit, PZ cross, E6.3-1/4" drive, hardened, suitable for holder according to DIN 3126-F 6.3/ISO 1173				
Size: PZ 1 x 50 mm	silver			
Size: PZ 2 x 50 mm	silver			
Size: PZ 3 x 50 mm	silver			
Size: PZ 1 x 70 mm	silver			
Size: PZ 2 x 70 mm	silver			
Size: PZ 3 x 70 mm	silver			
Screw bit, PZ/slotted plus/minus, E6.3-1/4" drive, hardened, suitable for holder according to DIN 3126-F 6.3/ISO 1173				
Size: PZ 1 x 70 mm	silver			
Size: PZ 2 x 70 mm	silver			
Size: PH 1 x 70 mm	silver			
Size: PH 2 x 70 mm	silver			
Screw bit, slotted, graduated, E6.3-1/4" drive, for test socket screws, hardened, suitable for holder according to DIN 3126-F 6.3/ISO 1173				
Size: 0.6 x 3.5 x 50 mm	silver			
Size: 0.9 x 6.5 x 50 mm	silver			

Screw bit, slotted

Applied for:
GOST

Ordering data		
Type	Order No.	Pcs. / Pkt.
SF-BIT-SL 0,5X3,0-50	1212566	5
SF-BIT-SL 0,5X3,0-70	1212567	5
SF-BIT-SL 0,6X3,5-50	1212568	5
SF-BIT-SL 0,6X3,5-70	1212569	5
SF-BIT-SL 0,8X4,0-50	1212571	5
SF-BIT-SL 0,8X4,0-70	1212572	5
SF-BIT-SL 1,0X5,5-50	1212574	5
SF-BIT-SL 1,0X5,5-70	1212575	5
SF-BIT-SL 1,2X6,5-70	1212577	5
SF-BIT-SLS 0,6X3,5-50	1212605	5
SF-BIT-SLS 0,9X6,5-50	1212606	5

Screw bit, PH and PZ cross-recessed

Applied for:
GOST

Ordering data		
Type	Order No.	Pcs. / Pkt.
SF-BIT-PH 1-50	1212579	5
SF-BIT-PH 2-50	1212580	5
SF-BIT-PH 3-50	1212581	5
SF-BIT-PH 1-70	1212582	5
SF-BIT-PH 2-70	1212583	5
SF-BIT-PH 3-70	1212584	5
SF-BIT-PZ 1-50	1212591	5
SF-BIT-PZ 2-50	1212592	5
SF-BIT-PZ 3-50	1212593	5
SF-BIT-PZ 1-70	1212594	5
SF-BIT-PZ 2-70	1212595	5
SF-BIT-PZ 3-70	1212596	5



Screw bit, plus/minus

Applied for:
GOST

Ordering data		
Type	Order No.	Pcs. / Pkt.
SF-BIT-PZSL 1-70	1212603	5
SF-BIT-PZSL 2-70	1212604	5
SF-BIT-PHSL 1-70	1212479	5
SF-BIT-PHSL 2-70	1212601	5

SCREWFOX tool inserts for cordless screwdriver and bit handle

– Tools for SF−ASD 21 cordless screwdriver, various designs
– The hardened bits are suitable for hard and soft screws
– Optimum edge geometries increase the bearing surface and prevent the screws from being over-tightened

Screw bit, Torx®

Applied for:
GOST

Ordering data

Description	Color	Type	Order No.	Pcs. / Pkt.
Screw bit, Torx®, E6.3-1/4" drive, hardened, suitable for holder according to DIN 3126-F 6.3 / ISO 1173, size: TX 8 x 50 mm				
	silver	**SF-BIT-TX 8-50**	**1212570**	5
Size: TX 10 x 50 mm	silver	**SF-BIT-TX 10-50**	**1212573**	5
Size: TX 15 x 50 mm	silver	**SF-BIT-TX 15-50**	**1212576**	5
Size: TX 20 x 50 mm	silver	**SF-BIT-TX 20-50**	**1212578**	5
Screw bit, hexagonal, E6.3-1/4" drive, hardened, suitable for holder according to DIN 3126-F6.3/ISO 1173				
Size: hex 2 x 50 mm	silver			
Size: hex 2.5 x 50 mm	silver			
Size: hex 3 x 50 mm	silver			
Size: hex 4 x 50 mm	silver			
Size: hex 5 x 50 mm	silver			
Size: hex 6 x 50 mm	silver			
Size: hex 8 x 50 mm	silver			

Screw bit, hex

Ordering data		
Type	Order No.	Pcs. / Pkt.
SF-BIT-HEX 2-50	1212645	5
SF-BIT-HEX 2,5-50	1212646	5
SF-BIT-HEX 3-50	1212647	5
SF-BIT-HEX 4-50	1212648	5
SF-BIT-HEX 5-50	1212649	5
SF-BIT-HEX 6-50	1212650	5
SF-BIT-HEX 8-50	1212651	5

SCREWFOX socket wrenches

Hexagon insert bit, wrench size of 5.5 / 8 / 13 mm

Applied for:
GOST

SHN ...

– Ergonomically designed two-component grip for fatigue-proof and non-slip use

SF-THEX ...

– Ergonomically designed handles ensure an optimum grip and help avoid fatigue when working
– The hardened blades are designed for durability
– Optimum edge geometries increase the bearing surface and prevent the screws from being over-tightened

VDE-ISS ...

– VDE-insulated Allen wrench with double-layer insulation, for twice the level of safety

Allen screw set

– Offset screwdriver set in convenient holder
– The strict fabrication tolerances and special hardening process ensure reliability and optimum work results
– The ball head on the long limb makes it possible to carry out work in hard-to-access areas

	Ordering data		
Description	Type	Order No.	Pcs. / Pkt.
Socket wrench, hexagon			
Wrench size of 5.5 mm	**SHN 5.5**	**1209855**	1
Wrench size of 8 mm	**SHN 8**	**1209868**	1
Wrench size of 13 mm	**SHN 13**	**1209923**	1
T-handle screwdriver, for Allen screws, ergonomically shaped handle, matt chrome-plated			
Size: hex 2 x 100 mm			
Size: hex 2.5 x 100 mm			
Size: hex 3 x 100 mm			
Size: hex 4 x 150 mm			
Size: hex 5 x 150 mm			
Size: hex 6 x 200 mm			
Size: hex 8 x 200 mm			
Size: hex 10 x 200 mm			
Allen wrench, fully insulated, safety tool in accordance with EN 60900, length: 150 mm, handle width: 110 mm			
Wrench size 5 mm, for M6 screws			
Wrench size 6 mm, for M8 screws			
Wrench size 8 mm, for M10 screws			
Allen wrench set, 9-part, 1.5 to 10.0 mm, chrome-plated matt finish, with ball head, incl. bracket			

Allen screw, wrench size 2 - 10 mm

Allen screw (VDE), wrench size of 5 / 6 / 8 mm

Allen screw, L-shaped, 1.5 - 10 mm

Applied for:
GOST

Ordering data		
Type	**Order No.**	Pcs. / Pkt.
SF-THEX 2-100	**1212637**	5
SF-THEX 2,5-100	**1212638**	5
SF-THEX 3-100	**1212639**	5
SF-THEX 4-150	**1212640**	5
SF-THEX 5-150	**1212641**	5
SF-THEX 6-200	**1212642**	5
SF-THEX 8-200	**1212643**	5
SF-THEX 10-200	**1212644**	5

Ordering data		
Type	**Order No.**	Pcs. / Pkt.
VDE-ISS 5	**1203343**	1
VDE-ISS 6	**1201934**	1
VDE-ISS 8	**1201947**	1

Ordering data		
Type	**Order No.**	Pcs. / Pkt.
SF-LHEX SET	**1212544**	1

SCREWFOX preset torque screwdrivers

- TSD ... SAC torque screwdrivers with a range of preset torques from 0.2 Nm to 2.5 Nm
- A wide variety of SAC ... nuts for all kinds of applications
- With the TSD-M... torque screwdrivers, the torque can be custom-set
- The TSD-M... adapters can accommodate the various nuts

Ordering data

Description	Type	Order No.	Pcs. / Pkt.
Torque screwdriver			
With preset torque of 0.2 Nm and 4 mm hexagonal drive	**TSD 02 SAC**	**1208487**	1
With preset torque of 0.4 Nm and 4 mm hexagonal drive	**TSD 04 SAC**	**1208429**	1
With preset torque of 0.8 Nm and a 4 mm hexagonal drive	**TSD 08 SAC**	**1212597**	1
With preset torque of 2.0 Nm and 4 mm hexagonal drive	**TSD 20 SAC**	**1212020**	1
With preset torque of 2.5 Nm and 4 mm hexagonal drive	**TSD 25 SAC**	**1212315**	1
Torque screwdrivers			
Adjustable from 0.3 - 1.2 Nm	**TSD-M 1,2NM**	**1212224**	1
Adjustable from 1.2 - 3 Nm	**TSD-M 3NM**	**1212225**	1
Adjustable from 3 - 6 Nm	**TSD-M 6NM**	**1212226**	1
Adapter insert, for torque screwdrivers with adjustable torque, for accommodating SAC nuts for 4 mm hexagonal screwdrivers	**TSD-M SAC-BIT ADAPTER**	**1212600**	1

Accessories

Nut			
For assembling sensor/actuator cables with M8 plug-in connectors and for M8 plug-in connectors with insulation displacement connection, for 4 mm hexagonal screwdriver	**SAC BIT M8-D10**	**1208461**	1
For assembling SACC M8 plug-in connectors with longitudinal knurl, excluding those with insulation displacement connection, for 4 mm hexagonal screwdriver	**SACC BIT M8-D12**	**1208474**	1
For assembling sensor/actuator cables with M12 plug-in connectors and for M12 plug-in connectors with insulation displacement connection, for 4 mm hexagonal screwdriver	**SAC BIT M12-D15**	**1208432**	1
For assembling SACC M12 plug-in connectors, excluding those with insulation displacement connection, for 4 mm hexagonal screwdriver	**SACC BIT M12-D20**	**1208445**	1
For mounting M12 plug-in connectors with hexagonal stainless steel knurl, wrench size 14, with 4 mm hexagonal drive	**SAC BIT M12-W14**	**1212513**	1
For assembling 7/8" connectors, with 4 mm hexagonal drive	**SAC BIT MIN-D25**	**1212512**	1
For the reliable tightening of the pressure nuts with a wrench size of 13 mm, for 4 mm hexagonal screwdriver	**SAC BIT QUICKON-W13**	**1212033**	1
For reliable tightening of the pressure nuts with a wrench size of 24 mm, for 4 mm hexagonal screwdriver	**SAC BIT HOOD-W 24**	**1212486**	1

SCREWFOX universal control cabinet key

1

2

3

Four-way closure

– Universal control cabinet key with the following closures:
1 = 6 mm, 8 mm square
2 = 8 mm triangle
3 = 5 mm two-way key bit

Description	Ordering data		
	Type	Order No.	Pcs. / Pkt.
Control cabinet key, metal, for all common types of control cabinet	USS 4	1203149	1

SCREWFOX universal control cabinet key

1

2

3

4

Nine-way closure

– **Universal control cabinet key,** with strong chain and snap hook, for the following closures:
1 = 5, 6, 7-8, 9-10 mm square
2 = 7, 8 - 9, 10 - 11 mm triangle
3 = 3-5 mm two-way key bit
4 = 6 mm semicircle

Description	Ordering data		
	Type	Order No.	Pcs. / Pkt.
Control cabinet key, metal, for all common types of control cabinet	SF-CCK 9	1212525	1

TESTFOX phasing and voltage tester

The PROFIPOL voltage tester has the following features:
- DC and AC voltage tests in the range between 6 V and 400 V
- Polarity test (+/-) for DC voltage
- Shock-proof housing that is protected against dust and splash water, IP65
- LED display

Single-position voltage tester

Two-position voltage tester

		Technical data	Technical data
General data			
Voltage range	[V DC]	- ... -	6 ... 400
Voltage range	[V AC]	150 ... 250	6 ... 400

Description	Color	Ordering data: Type	Order No.	Pcs. / Pkt.	Ordering data: Type	Order No.	Pcs. / Pkt.
Voltage tester, single-position, for 150 - 250 V, conforms to DIN 57680/6 and VDE 0680/6, can also be used as an actuation tool for spring-cage terminal blocks, VDE insulated, with non-slip grip, size: 0.5 x 3.0 x 70 mm		**SF-VT VDE**	**1212598**	10			
Voltage tester	black				**PROFIPOL**	**1209101**	1

TESTFOX voltage and continuity tester

- DC and AC voltage tests in the range from 12 V to 1000 V AC/1100 V DC, fully functional even without batteries
- Polarity test (+/-) for DC voltage
- Single-pos. test of the phase conductor (phase): “R” symbol in the display field for AC voltage
- Indicator for rotary field direction of a three-phase network as long as the star point is grounded
- Measuring point lighting
- Acoustic and optical continuity test
- Load connection using a pushbutton
- Vibration alarm for safe voltage detection
- Shock-proof housing that is protected against dust and splash water, IP65
- Surge voltage category CAT IV 600 V and CAT III 1000 V according to IEC/EN 61243-3:2011

		Technical data
General data		
Voltage range	[V DC]	12 ... 1100
Voltage range	[V AC]	12 ... 1000

Description	Color	Ordering data: Type	Order No.	Pcs. / Pkt.
Voltage tester	black	**DUSPOL EXPERT**	**1209091**	1

TESTFOX, digital current probe multimeter

- The current probes can be used for voltages of up to 600 V, category III
- They combine the functions of a digital multimeter with those of a current probe
- Contained within a compact and practical housing, so ideal for use in cramped conditions
- All measuring ranges are protected against overload

For AC current

For DC and AC current

	Technical data	Technical data
General data		
Display scope	2000 digits	4000 digits
Accuracy of display	1,0 %	0,5 %
AC voltage measuring range	0.1 V ... 600 V	0.1 mV ... 600 V
DC voltage measuring range	0.1 V ... 600 V	0.1 mV ... 600 V
AC current measuring range	0.1 A ... 400 A	10 mA ... 300 A
DC current measuring range	- ... -	10 mA ... 300 A
Resistance measuring range	0.1 Ω ... 20 MΩ	0.1 Ω ... 40 MΩ
Continuity test range	Acoustic (20 Ω)	Acoustic (50 Ω)
Degree of protection	IP30	IP30
Measuring category	CAT III 600 V	CAT III 300 V / CAT II 600 V
Voltage supply	2 x micro battery 1.5 V, LR03, AAA	2 x micro battery 1.5 V, LR03, AAA
Test certificate	IEC/EN 61010-1, DIN VDE 0411	IEC/EN 61010-1, DIN VDE 0411

		Ordering data			Ordering data		
Description	Color	Type	Order No.	Pcs. / Pkt.	Type	Order No.	Pcs. / Pkt.
Current pliers/multimeter	black	**TESTFOX CC**	**1212210**	1			
Current pliers/multimeter	black				**TESTFOX CC-1**	**1212211**	1

TESTFOX digital multimeter

For DC and AC voltages

- You are bound to be enthused by the technology of the digital multimeters and impressed by their quality
- The devices are extremely versatile
- Tested and approved according to applicable IEC/EN 61010 standards independently of certification body
- Suitable for measuring AC voltages and resistance as well as testing continuity and diodes
- TESTFOX M−1 also allows you to measure DC and AC currents, capacitance, and frequencies, as well as temperatures within the range of -20°C to +800°C

High-level safety

- Phase voltages can be detected precisely thanks to the audible and red light signals
- The devices can be used for voltages of up to 600 V category III or 1000 V category II
- They provide professional service technicians and operating engineers with a higher level of protection, thereby ensuring maximum safety during work

Safe cable breakage detection

- Cable breaks and faulty lamps in exposed cables can be traced from the phase infeed side right through to the point of interruption

Technical data

General data	
Display scope	2000 digits
Accuracy of display	0.5%
Volt sensor	yes
AC voltage measuring range	0.1 mV ... 750 V
DC voltage measuring range	0.1 mV ... 1000 V
AC current measuring range	- ... -
DC current measuring range	- ... -
Resistance measuring range	0.1 Ω ... 20 MΩ
Continuity test range	Yes (25 Ω)
Frequency measuring range	- ... -
Capacity measuring range	- ... -
Temperature measuring range	- ... -
Diode test	Yes (1.5 mA)
Degree of protection	IP30
Measuring category	CAT III 600 V / CAT II 1000 V
Voltage supply	2 x micro battery 1.5 V, LR03, AAA
Test certificate	IEC/EN 61010-1, DIN VDE 0411

Ordering data

Description	Color	Type	Order No.	Pcs. / Pkt.
Digital multimeter	black	**TESTFOX M**	**1212208**	1
Digital multimeter	black			

For DC and AC voltages/currents

Technical data

2000 digits
0.5%
yes
0.1 mV ... 750 V
0.1 mV ... 1000 V
1 mA ... 10 A
1 mA ... 10 A
0.1 Ω ... 20 MΩ
Yes (25 Ω)
1 Hz ... 20 MHz
1.00 pF ... 2.00 mF
-20°C ... 800°C
Yes (1.5 mA)
IP30
CAT III 600 V / CAT II 1000 V
2 x micro battery 1.5 V, LR03, AAA
IEC/EN 61010-1, DIN VDE 0411

Ordering data

Type	Order No.	Pcs. / Pkt.
TESTFOX M-1	**1212209**	1

TOOL fox, tool sets for convenient use on site

- Universal tool sets, with cutting, stripping, crimping, and testing tools from the TOOL fox tool range
- Robust and heavy-duty tool bags
- For further sets, visit www.phoenixcontact.net/products

Tool set in a case

Tool set in a carry case wrap

	Applied for: GOST			Applied for: GOST		
	Ordering data			Ordering data		
Description	Type	Order No.	Pcs. / Pkt.	Type	Order No.	Pcs. / Pkt.
Tool case, equipped with one of each of the following tools: CRIMPFOX 6S-F | WIREFOX 10 | WIREFOX-D 40 | CUTFOX 18 | SZF 1-0,6X3,5 | 5 m tape measure | 50 pcs. JBC 2,5/5 junction box connectors | TOOL-KIT STANDARD EMPTY	**TOOL-KIT STANDARD**	**1212422**	1			
Tool case, empty	**TOOL-KIT STANDARD EMPTY**	**1212423**	1			
Tool carry case wrap, equipped with one of each of the following tools: CUTFOX-S VDE | CUTFOX 16 VDE | UNIFOX-C VDE | UNIFOX-P VDE | SZS 0,4X2,5 | SZS 0,5X3,0 | SZS 1,0X4,0 | SZS 1,0X6,5 | SZK PH0 | SZK PH1 | SZK PH2 | PROFIPOL | TOOL-WRAP EMPTY				**TOOL-WRAP**	**1212505**	1
Tool carry-on bag, empty				**TOOL-WRAP EMPTY**	**1212501**	1
Tool belt pouch, equipped with one of each of the following tools: CUTFOX-S VDE | CUTFOX 18 | WIREFOX-D 13 | UNIFOX-CE VDE | USS 4 | SZS 0,5X3,0 | SZS 1,0X4,0 | SZS 1,0X5,5 | SZK PH1 | SZK PH2 | Cutting knife | 5 m tape measure | PROFIPOL | TOOL-BELTPOUCH EMPTY						
Tool belt pouch, empty						
Tool bag, equipped with one of each of the following tools: CUTFOX S VDE | CUTFOX 18 | WIREFOX 10 VDE | WIREFOX-D 13 | WIREFOX-D 28 | CRIMPFOX-M | CRIMPFOX-M 10/DIE | UNIFOX-CE VDE | UNIFOX-P VDE | UNIFOX WP | SZS 0,4X2,5 | SZS 0,5X3,0 | SZS 1,0X4,0 | SZS 1,0X6,5 | SZK PH0 | SZK PH1 | SZK PH2 | PROFIPOL | USS 4 | Cutting knife | 5 m tape measure | TOOL CARRIER EMPTY						
Tool bag, empty						
Tool bag, with laptop and document compartments, equipped with one of each of the following tools: CUTFOX 25 VDE | CUTFOX-S VDE | WIREFOX 10 | WIREFOX-D 40 | CRIMPFOX-M SET | UNIFOX-C VDE | UNIFOX-P VDE | UNIFOX WP | SZS 0,4X2,5 | SZS 0,5X3,0 | SZS 1,0X4,0 | SZS 1,0X6,5 | SZK PH0 | SZK PH1 | SZK PH2 | DUSPOL EXPERT | USS 4 | AI SORTI BOX RD | Cutting knife | 5 m tape measure | TOOL-BAG EMPTY						
Tool bag, with document and laptop compartments, empty						

Tool set in a belt pouch

Applied for:
GOST

Ordering data		
Type	Order No.	Pcs. / Pkt.
TOOL-BELTPOUCH	1212506	1
TOOL-BELTPOUCH EMPTY	1212502	1

Tool set in a shoulder bag

Applied for:
GOST

Ordering data		
Type	Order No.	Pcs. / Pkt.
TOOL-CARRIER	1212503	1
TOOL-CARRIER EMPTY	1212499	1

Tool set in a bag with laptop and document compartments

Applied for:
GOST

Ordering data		
Type	Order No.	Pcs. / Pkt.
TOOL-BAG	1212504	1
TOOL-BAG EMPTY	1212500	1

TOOL fox, tool sets

– We have put together a number of attractive tool sets for you by selecting products from our comprehensive range of professional tools

Applied for:
GOST

Description	Ordering data		
	Type	Order No.	Pcs. / Pkt.
Stripping, crimping, and cutting set, consisting of: cable cutter for copper and aluminum up to 12 mm Ø, stripping tool for stripping multicore signal, control, and fiberglass wires of Ø 2.5 – 11 mm, insulation thickness up to 1 mm, Basic pliers for accommodating dies for different contact types, die, for CRIMPFOX–M, for unshielded RJ45 plugs	**TOOL DATA SET**	**1208856**	1
Cutting, stripping, and crimping set, consisting of: cable cutter for copper and aluminum up to Ø 12 mm, stripping tool for cables and conductors with a cross section of 0.02 – 10 mm², self-adjusting, stripping length of up to 18 mm, cutting capacity of up to 10 mm² stranded/1.5 mm² solid, crimping pliers for ferrules measuring 0.14 – 10 mm²			
Stripping, crimping, and screwing set, consisting of: screwdriver for slotted-head screws, stripping tool for 0.02 – 10 mm² cables and conductors, self-adjusting, stripping length of up to 18 mm, cutting capacity of up to 10 mm² stranded/1.5 mm² solid, crimping pliers for ferrules acc. to DIN 46228 Parts 1+4, 0.5 – 6 mm², front insertion, square crimping Ferrules, CSA-certified, 50 pcs. each of: AI 0,5–8 WH, AI 2,5–8 BU Ferrules, CSA-certified, 100 pcs. each of: AI 0,75–8 GY, AI 1-8 RD, AI 1,5–8 BK			
Range box, made of metal, equipped with ferrules in accordance with DIN 46228–4: 1990–09, CSA-certified 500 pieces each of AI 0,25-6 YE, AI 0,34-6 TQ, AI 0,5-8 WH, AI 0,75-8 GY, AI 1-8 RD, AI 1,5-8 BK, 300 pieces of AI 2,5-8 BU, 200 pieces of AI 4-10 GY, 100 pieces of AI 6-12 YE as well as stripping tool for wires and conductors of up to 6 mm² Crimp pliers for ferrules in accordance with DIN 46228, Part 1+4, 0.5 – 6 mm², front insertion, trapezoidal crimp			
Range box, made of metal, equipped with ferrules in accordance with DIN 46228–4: 1990–09, CSA-certified 300 pieces of AI 10-12 RD, 200 pieces of AI 16-12 BU, 100 pieces of AI 25-16 YE as well as stripping tool, for stripping cables of 4.5 - 40 mm, crimping pliers for ferrules in accordance with DIN 46228, Part 1+4, 10 - 25 mm², lateral insertion, WM crimp			
Assortment box, metal, no components mounted			

Ordering data

Type	Order No.	Pcs. / Pkt.
TOOL SET ALLROUND 2	1208843	1

Ordering data

Type	Order No.	Pcs. / Pkt.
TOOL-SET ALLROUND 3	1208953	1

Ordering data

Type	Order No.	Pcs. / Pkt.
CRIMPSET 6	1202072	1
CRIMPSET 25	1202580	1
CRIMPSET 6/25 LEER	1204041	1

TOOL fox, screwdriver set



– The SF-SL ... screwdriver sets are available with a variety of contents
– Wall-mountable screwdriver rack included

Notes:

Pozidriv®/Supadriv®,
trademarks of European Ind. Serv. Ltd.
Phillips Recess®,
trademark of Phillips Screw Company
Torx®,
trademark of Acument Intellectual Properties, LLC, Troy, Mich.,US

Applied for:
GOST

Ordering data

Description	Type	Order No.	Pcs. / Pkt.
Screwdriver set, slotted/Phillips Recess® 6-part, incl. rack, contents: 0.5 x 3.0 x 80; 0.8 x 4.0 x 100; 1.0 x 5.5 x 150; 1.2 x 6.5 x 150, PH 1, PH 2	**SF-SL/PH SET**	**1212541**	1
Screwdriver set, slotted/Pozidriv® cross-recessed, 6-part, incl. rack, contents: 0.5 x 3.0 x 80; 0.8 x 4.0 x 100; 1.0 x 5.5 x 150; 1.2 x 6.5 x 150, PZ 1, PZ 2	**SF-SL/PZ SET**	**1212542**	1
Screwdriver set, slotted/Pozidriv® cross-recessed, VDE insulated, 6-part, incl. rack, contents: 0.4 x 2.5 x 80; 0.6 x 3.5 x 100; 0.8 x 4.0 x 100; 1.0 x 5.5 x 125; PZ 1, PZ 2	**SF-SL/PZ SET VDE**	**1212540**	1
Screwdriver set, slotted/Phillips Recess®, VDE insulated, 6-part, incl. rack, contents: 0.4 x 2.5 x 80; 0.6 x 3.5 x 100; 0.8 x 4.0 x 100; 1.0 x 5.5 x 125; PH 1, PH 2	**SF-SL/PH SET VDE**	**1212539**	1
Screwdriver set, protective insulation integrated into shaft, slotted/Phillips crosshead/combined profile, Pozidriv® + slotted (plus-minus), insulated according to VDE, 7-piece, including rack, set contains the following products: 0.6 x 3.5 x 100; 0.8 x 4.0 x 100; 1.0 x 5.5 x 125; PH1 x 80; PH2 x 100; PZ1 x 80; PZ2 x 100	**SF-SL/PH/PZ-SL SET S-VDE**	**1212701**	1
Screwdriver set, Torx® with drill bit, 6-part, incl. rack, contents: TX 8 x 60; TX 10 x 80; TX 15 x 80; TX 20 x 100; TX 25 x 100; TX 30 x 115	**SF-TXH SET**	**1212538**	1
Screwdriver set, Torx®, VDE insulated, 6-part, incl. rack, contents: TX 8 x 80; TX 10 x 80; TX 15 x 80; TX 20 x 80; TX 25 x 100; TX 30 x 100	**SF-TX SET VDE**	**1212537**	1

TOOL fox, bit set

- Bit set, in compact plastic box, with quick-change bit holder and the following 25 mm long bits: 0.8 x 5.5, 1.0 x 5.5, 1.2 x 6.5, PH1, PH2, PH3, PZ1, PZ2, PZ3
- Clearly arranged storage
- Bits can be accessed quickly thanks to convenient, one-handed opening mechanism
- Equipped with hardened bits for durability

Description	Ordering data		
	Type	Order No.	Pcs. / Pkt.
Bit set, with SF–UBH universal bit holder, 25 mm long slotted/cross-recessed (PZ and PH) bits, 10-part	SF-BIT SET	1212545	10
Battery-powered screwdriver bit set, 1 attachment set each in 5.5 mm, 8 mm, 13 mm, adapter to ¼"	ASD BIT SET HN	1209952	1

TOOL fox, screwdriver set

- Bit screwdriver set, packed in a practical belt pouch
- Equipped with the most common types of screw bit

Description	Ordering data		
	Type	Order No.	Pcs. / Pkt.
Bit screwdriver set with quick-action chuck, 89 mm long slotted/cross-recessed (PZ and PH)/hex / Torx® bits, 17-part, in folding belt pouch, contents: PH 1,2,3 x 89; PZ 1,2,3 x 89; SL 1.5 x 5.5 x 89; TX 10-30 x 89; SW 3,4,5,6 x 89	SF-M SET	1212543	1

Ferrules without insulating collar, according to DIN 46228–1

- The ferrules without plastic sleeve are made from soft tin-plated electrolytic copper
- The dimensions of the ferrules conform to DIN 46228–1
- The A 0,25.. can also be used to process conductors with a cross section of 0.14 mm²

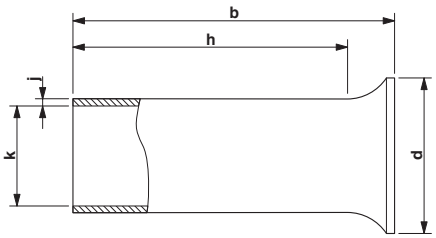

Conductor cross sections from 0.14 to 35 mm²

Notes:

[1]) These ferrules are not included in DIN 46228–4:1990–09.

	Technical data	Technical data
General data		
Material / coating		E-CU / tin-plated (galvanic)

Description	Cross section [mm²]	AWG	Color	Dimensions [mm] a	b	d	h	i	j	k	Type	Order No.	Pcs. / Pkt.
Ferrules, without plastic sleeves, CSA-certified													
	0.25[1])	24	silver	-	5.00	1.70	4.30	-	0.15	0.80	**A 0,25- 5**	**3202465**	1000
	0.25[1])	24	silver	-	7.00	1.70	6.30	-	0.15	0.80	**A 0,25- 7**	**3202478**	1000
	0.34[1])	22	silver	-	7.00	1.80	6.30	-	0.15	0.90	**A 0,34- 7**	**3009202**	1000
	0.5	20	silver	-	6.00	2.10	5.30	-	0.15	1.00	**A 0,5 - 6**	**3200218**	1000
	0.5[1])	20	silver	-	8.00	2.10	7.30	-	0.15	1.00	**A 0,5 - 8**	**3202481**	1000
	0.5	20	silver	-	10.00	2.10	9.30	-	0.15	1.00	**A 0,5 -10**	**3202494**	1000
	0.75	18	silver	-	6.00	2.30	5.30	-	0.15	1.20	**A 0,75- 6**	**3200221**	1000
	0.75[1])	18	silver	-	8.00	2.30	7.30	-	0.15	1.20	**A 0,75- 8**	**3202504**	1000
	0.75	18	silver	-	10.00	2.30	9.30	-	0.15	1.20	**A 0,75-10**	**3200234**	1000
	1	18	silver	-	6.00	2.50	5.30	-	0.15	1.40	**A 1 - 6**	**3200247**	1000
	1[1])	18	silver	-	8.00	2.50	7.30	-	0.15	1.40	**A 1 - 8**	**3202517**	1000
	1	18	silver	-	10.00	2.50	9.30	-	0.15	1.40	**A 1 -10**	**3200250**	1000
	1.5	16	silver	-	7.00	2.80	6.00	-	0.15	1.70	**A 1,5 - 7**	**3200263**	1000
	1.5	16	silver	-	10.00	2.80	9.00	-	0.15	1.80	**A 1,5 -10**	**3200276**	1000
	1.5	16	silver	-	12.00	2.80	11.00	-	0.15	1.70	**A 1,5 -12**	**3202588**	1000
	1.5	16	silver	-	15.00	2.80	14.00	-	0.15	1.70	**A 1,5 -15**	**3202591**	1000
	1.5	16	silver	-	18.00	2.80	17.00	-	0.15	1.70	**A 1,5 -18**	**3202601**	1000
	2.5	14	silver	-	7.00	3.40	6.00	-	0.15	2.20	**A 2,5 - 7**	**3200289**	1000
	2.5	14	silver	-	12.00	3.40	11.00	-	0.15	2.20	**A 2,5 -12**	**3200292**	1000
	2.5	14	silver	-	18.00	3.40	17.00	-	0.15	2.20	**A 2,5 -18**	**3202821**	1000
	4	12	silver	-	9.00	4.00	8.00	-	0.20	2.80	**A 4 - 9**	**3200302**	1000
	4	12	silver	-	12.00	4.00	11.00	-	0.20	2.80	**A 4 -12**	**3200315**	1000
	4	12	silver	-	18.00	4.00	17.00	-	0.20	2.80	**A 4 -18**	**3202834**	1000
	6	10	silver	-	10.00	4.70	9.00	-	0.20	3.50	**A 6 -10**	**3202520**	500
	6	10	silver	-	12.00	4.70	11.00	-	0.20	3.50	**A 6 -12**	**3200328**	500
	10	8	silver	-	12.00	5.80	10.80	-	0.20	4.50	**A 10 -12**	**3200331**	500
	10	8	silver	-	18.00	5.80	16.80	-	0.20	4.50	**A 10 -18**	**3200344**	500
	16	6	silver	-	12.00	7.50	10.50	-	0.20	5.80	**A 16 -12**	**3200425**	100
	25[1])	4	silver	-	12.00	9.50	10.00	-	0.20	7.30	**A 25 -12**	**3200357**	100
	25	4	silver	-	15.00	9.50	13.00	-	0.20	7.30	**A 25 -15**	**3200360**	100
	25	4	silver	-	18.00	9.50	16.00	-	0.20	7.30	**A 25 -18**	**3200373**	100
	25[1])	4	silver	-	20.00	9.50	18.00	-	0.20	7.30	**A 25 -20**	**3200386**	100
	35	2	silver	-	18.00	11.00	16.00	-	0.20	8.30	**A 35 -18**	**3200399**	100
	35[1])	2	silver	-	20.00	11.00	18.00	-	0.20	8.30	**A 35 -20**	**3200409**	100

Ferrules with insulating collar, according to DIN 46228–4

- The ferrules with plastic sleeve are made from soft tin-plated electrolytic copper
- The insulation reliability of close connections is increased and the splicing of wires is prevented
- The AI 0,25.. can also be used to process conductors with a cross section of 0.14 mm²

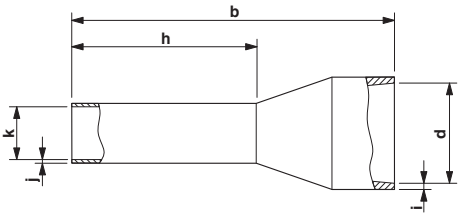

Conductor cross sections from 0.14 to 120 mm²

Notes:

[1]) These ferrules are not included in DIN 46228–4:1990–09.

Technical data

General data	
Material / coating	E-CU / tin-plated (galvanic)
Plastic sleeve material	polypropylene
Long/short-term temperature	105°C / 120°C

Ordering data

Description	Cross section [mm²]	AWG	Color	Dimensions [mm] a	b	d	h	i	j	k	Type	Order No.	Pcs. / Pkt.
Ferrules, with plastic sleeve, color range as per **DIN 46228-4: 1990-09,** CSA-certified													
	0.25[1])	22	yellow	-	10.50	2.00	6.00	0.25	0.15	0.80	**AI 0,25- 6 YE**	**3203024**	100
	0.25[1])	22	yellow	-	12.50	2.00	8.00	0.25	0.15	0.80	**AI 0,25- 8 YE**	**3203037**	100
	0.5	20	white	-	12.00	2.50	6.00	0.25	0.15	1.10	**AI 0,5 - 6 WH**	**3200687**	100
	0.5	20	white	-	14.00	2.50	8.00	0.25	0.15	1.10	**AI 0,5 - 8 WH**	**3200014**	100
	0.5	20	white	-	14.00	2.50	8.00	0.25	0.15	1.10	**AI 0,5 - 8 WH -1000**	**3200881**	1000
	0.5	20	white	-	16.00	2.50	10.00	0.25	0.15	1.10	**AI 0,5 -10 WH**	**3201275**	100
	0.5[1])	20	white	-	18.00	2.50	12.00	0.25	0.15	1.10	**AI 0,5 -12 WH**	**3200506**	100
	0.75	18	gray	-	12.00	2.80	6.00	0.25	0.15	1.30	**AI 0,75- 6 GY**	**3200690**	100
	0.75	18	gray	-	14.00	2.80	8.00	0.25	0.15	1.30	**AI 0,75- 8 GY**	**3200519**	100
	0.75	18	gray	-	14.00	2.80	8.00	0.25	0.15	1.30	**AI 0,75- 8 GY -1000**	**3200894**	1000
	0.75	18	gray	-	16.00	2.80	10.00	0.25	0.15	1.30	**AI 0,75-10 GY**	**3201288**	100
	0.75	18	gray	-	18.00	2.80	12.00	0.25	0.15	1.30	**AI 0,75-12 GY**	**3200849**	100
	1	18	red	-	12.00	3.00	6.00	0.30	0.15	1.50	**AI 1 - 6 RD**	**3200742**	100
	1	18	red	-	14.00	3.00	8.00	0.30	0.15	1.50	**AI 1 - 8 RD**	**3200030**	100
	1	18	red	-	14.00	3.00	8.00	0.30	0.15	1.50	**AI 1 - 8 RD -1000**	**3200904**	1000
	1	18	red	-	16.00	3.00	10.00	0.30	0.15	1.50	**AI 1 -10 RD**	**3200182**	100
	1	18	red	-	18.00	3.00	12.00	0.30	0.15	1.50	**AI 1 -12 RD**	**3200674**	100
	1.5[1])	16	black	-	12.00	3.40	6.00	0.30	0.15	1.80	**AI 1,5 - 6 BK**	**3200755**	100
	1.5	16	black	-	14.00	3.40	8.00	0.30	0.15	1.80	**AI 1,5 - 8 BK**	**3200043**	100
	1.5	16	black	-	14.00	3.40	8.00	0.30	0.15	1.80	**AI 1,5 - 8 BK -1000**	**3200917**	1000
	1.5	16	black	-	18.00	3.40	10.00	0.30	0.15	1.80	**AI 1,5 -10 BK**	**3200195**	100
	1.5	16	black	-	18.50	3.40	12.00	0.30	0.15	1.80	**AI 1,5 -12 BK**	**3201482**	100
	1.5	16	black	-	24.00	3.40	18.00	0.30	0.15	1.80	**AI 1,5 -18 BK**	**3200056**	100
	2.5	14	blue	-	14.00	4.20	8.00	0.30	0.15	2.30	**AI 2,5 - 8 BU**	**3200522**	100
	2.5	14	blue	-	14.00	4.20	8.00	0.30	0.15	2.30	**AI 2,5 - 8 BU -1000**	**3200920**	1000
	2.5[1])	14	blue	-	17.00	4.20	10.00	0.30	0.15	2.30	**AI 2,5 -10 BU**	**3202533**	100
	2.5	14	blue	-	18.00	4.20	12.00	0.30	0.15	2.30	**AI 2,5 -12 BU**	**3200962**	100
	2.5	14	blue	-	24.00	4.20	18.00	0.30	0.15	2.30	**AI 2,5 -18 BU**	**3200580**	100
	4	12	gray	-	17.00	4.80	10.00	0.30	0.20	2.80	**AI 4 -10 GY**	**3200535**	100
	4	12	gray	-	19.00	4.80	12.00	0.30	0.20	2.80	**AI 4 -12 GY**	**3200959**	100
	4	12	gray	-	26.00	4.80	18.00	0.30	0.20	2.80	**AI 4 -18 GY**	**3200593**	100
	6	10	yellow	-	20.00	6.20	12.00	0.30	0.20	3.50	**AI 6 -12 YE**	**3200548**	100
	6	10	yellow	-	26.00	6.20	18.00	0.30	0.20	3.50	**AI 6 -18 YE**	**3200603**	100
	10	8	red	-	22.00	7.50	12.00	0.30	0.20	4.60	**AI 10 -12 RD**	**3200551**	100
	10	8	red	-	28.00	7.50	18.00	0.30	0.20	4.60	**AI 10 -18 RD**	**3200616**	100
	16	6	blue	-	24.00	8.80	12.00	0.40	0.20	5.80	**AI 16 -12 BU**	**3200564**	100
	16	6	blue	-	28.00	8.80	18.00	0.40	0.20	5.80	**AI 16 -18 BU**	**3200629**	100
	25	4	yellow	-	30.00	11.00	16.00	0.50	0.20	7.30	**AI 25 -16 YE**	**3200577**	50
	25	4	yellow	-	32.00	11.00	18.00	0.50	0.20	7.30	**AI 25 -18 YE**	**3201505**	50
	25	4	yellow	-	35.00	11.00	22.00	0.50	0.20	7.30	**AI 25 -22 YE**	**3200700**	50
	35	2	red	-	30.00	12.50	16.00	0.50	0.20	8.30	**AI 35 -16 RD**	**3200441**	50
	35	2	red	-	32.00	12.50	18.00	0.50	0.20	8.30	**AI 35 -18 RD**	**3201495**	50
	35	2	red	-	39.00	12.50	25.00	0.50	0.20	8.30	**AI 35 -25 RD**	**3200713**	50
	50	1/0	blue	-	36.00	15.00	20.00	0.60	0.35	10.30	**AI 50 -20 BU**	**3200454**	50
	50	1/0	blue	-	40.00	15.00	25.00	0.60	0.35	10.30	**AI 50 -25 BU**	**3200726**	25
	70[1])	2	yellow	-	37.00	16.00	20.00	0.60	0.35	12.70	**AI 70 -20 YE**	**3201848**	25
	95[1])	4	red	-	44.00	18.00	25.00	0.60	0.35	14.70	**AI 95 -25 RD**	**3201853**	25
	120[1])	5	blue	-	48.00	21.00	27.00	0.70	0.45	16.70	**AI120 -27 BU**	**3201822**	25

Ferrules with insulating collar with color code in acc. with NF C 63–023

- In terms of dimensions, these ferrules conform to DIN 46228–4: 1990–09
- The color code of the plastic insulating collar is based on the French standard NF C 63–023: 1994–02
- The metal sleeves are made from soft tin-plated electrolytic copper

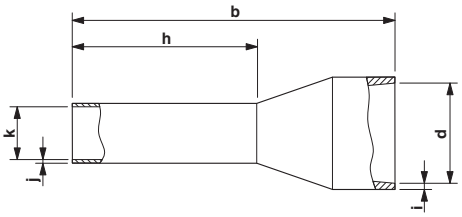

Notes:

[1]) These ferrules are not included in DIN 46228–4:1990–09.

Conductor cross sections from 0.5 to 50 mm²

Technical data

General data	
Material / coating	E-CU / tin-plated (galvanic)
Plastic sleeve material	polypropylene
Long/short-term temperature	105°C / 120°C

Ordering data

Description	Cross section [mm²]	AWG	Color	Dimensions [mm] a	b	d	h	i	j	k	Type	Order No.	Pcs. / Pkt.
Ferrules, with plastic sleeve, color code as per NF C 63-023: 1994-02, CSA-certified													
	0.5	20	white	-	12.00	2.50	6.00	0.25	0.15	1.10	**AI 0,5 - 6 WH**	**3200687**	100
	0.5	20	white	-	14.00	2.50	8.00	0.25	0.15	1.10	**AI 0,5 - 8 WH**	**3200014**	100
	0.5	20	white	-	14.00	2.50	8.00	0.25	0.15	1.10	**AI 0,5 - 8 WH -1000**	**3200881**	1000
	0.5	20	white	-	16.00	2.50	10.00	0.25	0.15	1.10	**AI 0,5 -10 WH**	**3201275**	100
	0.5[1])	20	white	-	18.00	2.50	12.00	0.25	0.15	1.10	**AI 0,5 -12 WH**	**3200506**	100
	0.75	18	blue	-	14.00	2.80	8.00	0.25	0.15	1.30	**AI 0,75- 8 BU**	**3200027**	100
	1	18	red	-	12.00	3.00	6.00	0.30	0.15	1.50	**AI 1 - 6 RD**	**3200742**	100
	1	18	red	-	14.00	3.00	8.00	0.30	0.15	1.50	**AI 1 - 8 RD**	**3200030**	100
	1	18	red	-	14.00	3.00	8.00	0.30	0.15	1.50	**AI 1 - 8 RD -1000**	**3200904**	1000
	1	18	red	-	16.00	3.00	10.00	0.30	0.15	1.50	**AI 1 -10 RD**	**3200182**	100
	1	18	red	-	18.00	3.00	12.00	0.30	0.15	1.50	**AI 1 -12 RD**	**3200674**	100
	1.5[1])	16	black	-	12.00	3.40	6.00	0.30	0.15	1.80	**AI 1,5 - 6 BK**	**3200755**	100
	1.5	16	black	-	14.00	3.40	8.00	0.30	0.15	1.80	**AI 1,5 - 8 BK**	**3200043**	100
	1.5	16	black	-	14.00	3.40	8.00	0.30	0.15	1.80	**AI 1,5 - 8 BK -1000**	**3200917**	1000
	1.5	16	black	-	18.00	3.40	10.00	0.30	0.15	1.80	**AI 1,5 -10 BK**	**3200195**	100
	1.5	16	black	-	18.50	3.40	12.00	0.30	0.15	1.80	**AI 1,5 -12 BK**	**3201482**	100
	1.5	16	black	-	24.00	3.40	18.00	0.30	0.15	1.80	**AI 1,5 -18 BK**	**3200056**	100
	2.5	14	gray	-	14.00	4.20	8.00	0.30	0.15	2.30	**AI 2,5 - 8 GY**	**3200069**	100
	2.5	14	gray	-	18.00	4.20	12.00	0.30	0.15	2.30	**AI 2,5 -12 GY**	**3200205**	100
	2.5	14	gray	-	24.00	4.20	18.00	0.30	0.15	2.30	**AI 2,5 -18 GY**	**3200072**	100
	4	12	orange	-	17.00	4.80	10.00	0.30	0.20	2.80	**AI 4 -10 OG**	**3200085**	100
	4	12	orange	-	19.00	4.80	12.00	0.30	0.20	2.80	**AI 4 -12 OG**	**3200438**	100
	4	12	orange	-	26.00	4.80	18.00	0.30	0.20	2.80	**AI 4 -18 OG**	**3200098**	100
	6	10	green	-	20.00	6.20	12.00	0.30	0.20	3.50	**AI 6 -12 GN**	**3200108**	100
	6	10	green	-	26.00	6.20	18.00	0.30	0.20	3.50	**AI 6 -18 GN**	**3200111**	100
	10	8	brown	-	22.00	7.50	12.00	0.30	0.20	4.60	**AI 10 -12 BN**	**3200124**	100
	10	8	brown	-	28.00	7.50	18.00	0.30	0.20	4.60	**AI 10 -18 BN**	**3200137**	100
	16	6	ivory	-	24.00	8.80	12.00	0.40	0.20	5.80	**AI 16 -12 IV**	**3201181**	100
	25	4	black	-	30.00	11.00	16.00	0.50	0.20	7.30	**AI 25 -16 BK**	**3200412**	50
	25	4	black	-	35.00	11.00	22.00	0.50	0.20	7.30	**AI 25 -22 BK**	**3200739**	50
	35	2	red	-	30.00	12.50	16.00	0.50	0.20	8.30	**AI 35 -16 RD**	**3200441**	50
	35	2	red	-	39.00	12.50	25.00	0.50	0.20	8.30	**AI 35 -25 RD**	**3200713**	50
	50	1/0	blue	-	36.00	15.00	20.00	0.60	0.35	10.30	**AI 50 -20 BU**	**3200454**	50
	50	1/0	blue	-	40.00	15.00	25.00	0.60	0.35	10.30	**AI 50 -25 BU**	**3200726**	25

Ferrules with insulating collar in special colors

- The ferrules with plastic sleeve are made from soft tin-plated electrolytic copper
- In terms of dimensions, they conform to DIN 46228–4: 1990–09
- The AI 0,25.. can also be used to process conductors with a cross section of 0.14 mm²

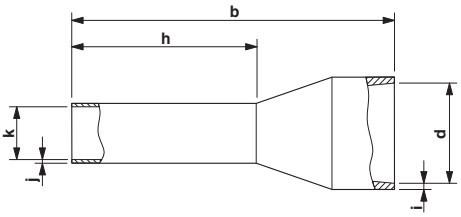

Conductor cross sections from 0.14 to 120 mm²

Notes:

[1]) These ferrules are not included in DIN 46228–4:1990–09.

Technical data

General data	
Material / coating	E-CU / tin-plated (galvanic)
Plastic sleeve material	polypropylene
Long/short-term temperature	105°C / 120°C

Ordering data

Description	Cross section [mm²]	AWG	Color	Dimensions [mm] a	b	d	h	i	j	k	Type	Order No.	Pcs. / Pkt.
Ferrules, with plastic sleeve, special colors, CSA-certified													
	0.25[1])	22	blue	-	10.50	2.00	6.00	0.25	0.15	0.80	**AI 0,25- 6 BU**	**3203040**	100
	0.25[1])	22	blue	-	16.50	2.00	12.00	0.25	0.15	0.80	**AI 0,25-12 BU**	**3200632**	100
	0.34[1])	22	turquoise	-	10.50	2.00	6.00	0.25	0.15	0.80	**AI 0,34- 6 TQ**	**3203053**	100
	0.34[1])	22	turquoise	-	12.50	2.00	8.00	0.25	0.15	0.80	**AI 0,34- 8 TQ**	**3203066**	100
	0.34[1])	22	turquoise	-	16.50	2.00	12.00	0.25	0.25	0.80	**AI 0,34-12 TQ**	**3200645**	100
	0.5	20	orange	-	12.00	2.50	6.00	0.25	0.15	1.10	**AI 0,5 - 6 OG**	**3201301**	100
	0.5	20	orange	-	14.00	2.50	8.00	0.25	0.15	1.10	**AI 0,5 - 8 OG**	**3201123**	100
	0.75	18	white	-	12.00	2.80	6.00	0.25	0.15	1.30	**AI 0,75- 6 WH**	**3201314**	100
	0.75	18	white	-	14.00	2.80	8.00	0.25	0.15	1.30	**AI 0,75- 8 WH**	**3201110**	100
	1	18	yellow	-	12.00	3.00	6.00	0.30	0.15	1.50	**AI 1 - 6 YE**	**3201327**	100
	1	18	yellow	-	14.00	3.00	8.00	0.30	0.15	1.50	**AI 1 - 8 YE**	**3201097**	100
	1.5	16	red	-	14.00	3.40	8.00	0.30	0.15	1.80	**AI 1,5 - 8 RD**	**3201136**	100
	2.5	14	blue	-	14.00	4.20	8.00	0.30	0.15	2.30	**AI 2,5 - 8 BU**	**3200522**	100
	2.5	14	blue	-	14.00	4.20	8.00	0.30	0.15	2.30	**AI 2,5 - 8 BU -1000**	**3200920**	1000
	2.5	14	blue	-	18.00	4.20	12.00	0.30	0.15	2.30	**AI 2,5 -12 BU**	**3200962**	100
	2.5	14	blue	-	24.00	4.20	18.00	0.30	0.15	2.30	**AI 2,5 -18 BU**	**3200580**	100
	4	12	gray	-	17.00	4.80	10.00	0.30	0.20	2.80	**AI 4 -10 GY**	**3200535**	100
	4	12	gray	-	19.00	4.80	12.00	0.30	0.20	2.80	**AI 4 -12 GY**	**3200959**	100
	4	12	gray	-	26.00	4.80	18.00	0.30	0.20	2.80	**AI 4 -18 GY**	**3200593**	100
	6	10	black	-	20.00	6.20	12.00	0.30	0.20	3.50	**AI 6 -12 BK**	**3201107**	100
	10	8	ivory	-	22.00	7.50	12.00	0.30	0.20	4.60	**AI 10 -12 IV**	**3201068**	100
	16	6	green	-	24.00	8.80	12.00	0.40	0.20	5.80	**AI 16 -12 GN**	**3201152**	100
	16	6	green	-	28.00	8.80	18.00	0.40	0.20	5.80	**AI 16 -18 GN**	**3201330**	100
	25	4	brown	-	30.00	11.00	16.00	0.50	0.20	7.30	**AI 25 -16 BN**	**3201084**	50
	35	2	beige	-	30.00	12.50	16.00	0.50	0.20	8.30	**AI 35 -16 BE**	**3201071**	50
	50	1/0	olive	-	36.00	15.00	20.00	0.60	0.35	10.30	**AI 50 -20 OL**	**3201178**	50
	95[1])	4	red	-	44.00	18.00	25.00	0.60	0.35	14.70	**AI 95 -25 RD**	**3201853**	25
	120[1])	5	blue	-	48.00	21.00	27.00	0.70	0.45	16.70	**AI120 -27 BU**	**3201822**	25

Ferrules for special applications

- These ferrules enable practical crimping of conductors with increased insulation
- Due to the increased diameter of the insulating collar, this type of ferrule is specifically used with AWG cables

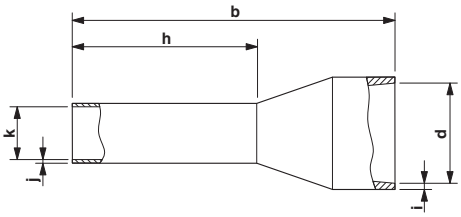

Conductor cross sections from 0.5 to 1.5 mm²

	Technical data	Technical data
General data		
Material / coating		E-CU / tin-plated (galvanic)
Plastic sleeve material		polypropylene
Long/short-term temperature		105°C / 120°C

Ordering data

Description	Cross section [mm²]	AWG	Color	Dimensions [mm] a	b	d	h	i	j	k	Type	Order No.	Pcs. / Pkt.
Ferrules, with plastic sleeves, CSA-certified													
	0.5	20	white	-	13.50	3.00	8.00	0.25	0.15	1.10	**AI 0,5 - 8 WH-GB**	**1208966**	500
	0.5	20	white	-	15.50	3.00	10.00	0.25	0.15	1.10	**AI 0,5-10 WH-GB**	**3203150**	100
	0.75	18	gray	-	14.00	3.40	8.00	0.25	0.15	1.30	**AI 0,75- 8 GY-GB**	**1208979**	500
	0.75	18	gray	-	16.00	3.40	10.00	0.25	0.15	1.30	**AI 0,75-10 GY-GB**	**3203163**	100
	1	18	red	-	14.00	3.40	8.00	0.30	0.15	1.50	**AI 1 - 8 RD-GB**	**1208982**	500
	1	18	red	-	16.00	3.40	10.00	0.30	0.15	1.50	**AI 1 -10 RD-GB-1000**	**1208869**	1000
	1.5	16	black	-	14.00	3.70	8.00	0.30	0.15	1.80	**AI 1,5 - 8 BK-GB-1000**	**3202892**	1000
	1.5	16	black	-	16.00	3.70	10.00	0.30	0.15	1.80	**AI 1,5 -10 BK-GB-1000**	**1208872**	1000

Ferrules for special applications

- These ferrules can be used for short-circuit-proof cables
- Previous methods of achieving correct conductor insulation are much more time consuming

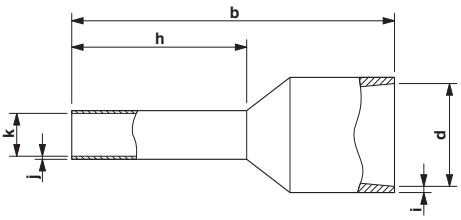

Conductor cross sections from 1.5 to 16 mm²

	Technical data	Technical data
General data		
Material / coating		E-CU / tin-plated (galvanic)
Plastic sleeve material		polypropylene
Long/short-term temperature		105°C / 120°C

Ordering data

Description	Cross section [mm²]	AWG	Color	Dimensions [mm] a	b	d	h	i	j	k	Type	Order No.	Pcs. / Pkt.
Ferrules, with plastic sleeve, color range as per **DIN 46228-4: 1990-09,** CSA-certified													
	1.5	16	black	-	17.50	7.00	8.00	0.30	0.15	1.80	**AI-XL 1,5- 8 BK**	**3201916**	100
	1.5	16	black	-	19.50	7.00	10.00	0.30	0.15	1.80	**AI-XL 1,5-10 BK**	**3201974**	100
	2.5	14	blue	-	17.50	7.90	8.00	0.30	0.15	2.30	**AI-XL 2,5- 8 BU**	**3201929**	100
	2.5	14	blue	-	21.50	7.90	12.00	0.30	0.15	2.30	**AI-XL 2,5-12 BU**	**3201987**	100
	4	12	gray	-	19.50	7.90	10.00	0.30	0.20	2.90	**AI-XL 4 -10 GY**	**3201932**	100
	6	10	yellow	-	23.00	8.70	12.00	0.30	0.20	3.60	**AI-XL 6 -12 YE**	**3201945**	100
	10	8	red	-	24.00	10.20	12.00	0.30	0.20	4.60	**AI-XL 10 -12 RD**	**3201958**	100
	16	6	blue	-	25.50	12.50	12.00	0.40	0.20	6.00	**AI-XL 16 -12 BU**	**3201961**	100

Ferrules for special applications

- The TWIN ferrules provide a practical way of crimping two conductors in one ferrule
- These special ferrules allow chain bridges to be set up with ease
- Different versions of the individual TWIN ferrules can be selected for specific applications

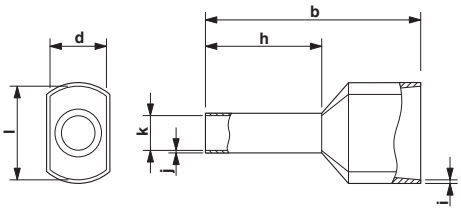

Conductor cross sections from 2 x 0.5 to 2 x 16 mm²

	Technical data	Technical data
General data		
Material / coating		E-CU / tin-plated (galvanic)
Plastic sleeve material		polypropylene
Long/short-term temperature		105°C / 120°C

Ordering data

Description	Cross section [mm²]	Cross section AWG	Color	Dimensions [mm] b	d	h	i	j	k	l	Type	Order No.	Pcs. / Pkt.
Ferrules, with plastic sleeve, color range as per **DIN 46228-4: 1990-09,** CSA-certified													
	2 x 0.5	2 x 20	white	15.00	2.50	8.00	0.25	0.15	1.50	4.70	**AI-TWIN 2X 0,5 - 8 WH**	**3200933**	100
	2 x 0.75	2 x 18	gray	15.00	2.80	8.00	0.25	0.15	1.80	5.00	**AI-TWIN 2X 0,75- 8 GY**	**3200807**	100
	2 x 0.75	2 x 18	gray	17.00	2.80	10.00	0.25	0.15	1.80	5.00	**AI-TWIN 2X 0,75-10 GY**	**3200975**	100
	2 x 1	2 x 18	red	15.00	3.40	8.00	0.30	0.15	2.05	5.40	**AI-TWIN 2X 1 - 8 RD**	**3200810**	100
	2 x 1	2 x 18	red	17.00	3.40	10.00	0.30	0.15	2.05	5.40	**AI-TWIN 2X 1 -10 RD**	**3200988**	100
	2 x 1	2 x 18	red	17.00	3.40	12.00	0.30	0.15	2.05	5.40	**AI-TWIN 2X1-12 RD**	**3240679**	100
	2 x 1.5	2 x 16	black	16.00	3.60	8.00	0.30	0.15	2.30	6.60	**AI-TWIN 2X 1,5 - 8 BK**	**3200823**	100
	2 x 1.5	2 x 16	black	18.00	3.60	10.00	0.30	0.15	2.30	6.60	**AI-TWIN 2X 1,5 -10 BK**	**3201534**	100
	2 x 1.5	2 x 16	black	20.00	3.60	12.00	0.30	0.15	2.30	6.60	**AI-TWIN 2X 1,5 -12 BK**	**3200991**	100
	2 x 2.5	2 x 14	blue	18.50	4.20	10.00	0.30	0.20	2.90	7.80	**AI-TWIN 2X 2,5 -10 BU**	**3200836**	100
	2 x 2.5	2 x 14	blue	21.50	4.20	13.00	0.30	0.20	2.90	7.80	**AI-TWIN 2X 2,5 -13 BU**	**3200878**	100
	2 x 4	2 x 12	gray	23.00	4.90	12.00	0.30	0.20	3.80	8.80	**AI-TWIN 2X 4 -12 GY**	**3201000**	100
	2 x 6	2 x 10	yellow	25.00	5.90	14.00	0.40	0.20	4.90	10.00	**AI-TWIN 2X 6 -14 YE**	**3201013**	100
	2 x 10	2 x 8	red	26.00	7.20	14.00	0.40	0.20	6.50	13.00	**AI-TWIN 2X10 -14 RD**	**3201026**	100
	2 x 16	2 x 6	blue	31.00	8.80	16.00	0.50	0.20	8.50	16.60	**AI-TWIN 2X16 -16 BU**	**3202847**	50
Ferrules, with plastic sleeve, color range according to NF C 63-023, CSA-certified													
	2 x 0.75	18	blue	15.00	2.80	8.00	0.25	0.15	1.80	5.00	**AI-TWIN 2X0,75-8 BU**	**3240668**	100
	2 x 2.5	14	gray	18.50	4.20	10.00	0.30	0.20	2.90	7.80	**AI-TWIN 2X2,5-10 GY**	**3240669**	100

Ferrules with plastic sleeve, taped, supplied on large coils

– Ferrules in tape format for automatic processing
– The ferrules are supplied on large coils, each containing a quantity of up to 3000

Conductor cross section of 0.5 - 2.5 mm²

	Technical data	Technical data
General data		
Material / coating		E-CU / tin-plated (galvanic)
Plastic sleeve material		polypropylene
Long/short-term temperature		105°C / 120°C

Ordering data

Description	Cross section [mm²]	AWG	Color	Dimensions [mm] a	b	d	h	i	j	k	Type	Order No.	Pcs. / Pkt.
Taped ferrules, with plastic sleeve, large coils for automatic processing, color range acc. to DIN 46228–4: 1990–09, CSA certified													
	0.5	20	white	-	14.00	2.50	8.00	0.25	0.15	1.10	**AI 0,5-8 WH-B 3000**	**3240663**	3000
	0.75	18	gray	-	14.00	2.80	8.00	0.25	0.15	1.30	**AI 0,75-8 GY-B 3000**	**3240664**	3000
	1	18	red	-	14.00	3.00	8.00	0.30	0.15	1.50	**AI 1-8 RD-B 3000**	**3240665**	3000
	1.5	16	black	-	14.00	3.40	8.00	0.30	0.15	1.80	**AI 1,5-8 BK-B 2500**	**3240666**	2500
	2.5	14	blue	-	14.00	4.20	8.00	0.30	0.15	2.30	**AI 2,5-8 BU-B 1500**	**3240667**	1500

Assortment boxes containing ferrules

- The practical assortment boxes are designed to keep your workshop tidy
- Color coding and the transparent cover facilitate fast access to the required ferrules.
- Using the integrated euro-clip, they can be hung up on perforated board walls, for example, to save space

Ordering data

Description	Color	Type	Order No.	Pcs. / Pkt.
Assortment box, equipped with ferrules in accordance with DIN 46228-4, CSA-certified 500 pcs. each of AI 0,5-8 WH, AI 2,5-8 BU, 100 pcs. each of AI 0,75-8 GY, AI 1-8 RD, AI 1,5-8 BK	red	**AI SORTI BOX RD**	**3202960**	1
Assortment box, equipped with ferrules in accordance with DIN 46228-4, CSA-certified 50 pcs. of AI 4-10 GY, 20 pcs. each of AI 6-12 YE, AI 10-12 RD, 10 pcs. of AI 16-12 BU	anthracite	**AI SORTI BOX ANT**	**3202973**	1
Assortment box, equipped with TWIN ferrules in accordance with DIN 46228-4, CSA-certified 500 pcs. each of AI-TWIN 2x0,5-8 WH, AI-TWIN 2x0,75-8 GY, AI-TWIN 2x1-8 RD, AI-TWIN 2x1,5-8 BK 25 pcs.of AI-TWIN 2x2,5-10 BU	blue	**AI-TWIN SORTI BOX BU**	**3202986**	1
Assortment box, equipped with TWIN ferrules in accordance with DIN 46228-4, CSA-certified 20 pcs. of AI-TWIN 2x4-12 GY, 10 pcs. each of AI-TWIN 2x6-14 YE, AI-TWIN 2x10-14 RD	gray	**AI-TWIN SORTI BOX GY**	**3202999**	1
Assortment box, empty, with five compartments	light gray	**AI SORTI BOX-E LGY**	**3203008**	10

Ferrule set with tools

– Stripping and crimping set with a selection of CSA/CSA-certified ferrules

Description	Ordering data		
	Type	Order No.	Pcs. / Pkt.
Assortment box, made of metal, equipped with ferrules in accordance with DIN 46228–4: 1990–09, CSA-certified 500 pieces each of AI 0,25-6 YE, AI 0,34-6 TQ, AI 0,5-8 WH, AI 0,75-8 GY, AI 1-8 RD, AI 1,5-8 BK, 300 pieces of AI 2,5-8 BU, 200 pieces of AI 4-10 GY, 100 pieces of AI 6-12 YE as well as stripping tool for cables and conductors of up to 6 mm² Crimp pliers for ferrules in accordance with DIN 46228, Part 1+4, 0.5 – 6 mm², front insertion, trapezoidal crimp	**CRIMPSET 6**	**1202072**	1
Assortment box, made of metal, equipped with ferrules in accordance with DIN 46228–4: 1990–09, CSA-certified 300 pieces of AI 10-12 RD, 200 pieces of AI 16-12 BU, 100 pieces of AI 25-16 YE as well as stripping tool, for stripping cables of 4.5 - 40 mm, Crimp pliers for ferrules in accordance with DIN 46228, Part 1+4, 10 - 25 mm², lateral insertion, WM crimp	**CRIMPSET 25**	**1202580**	1
Assortment box, metal, no components mounted	**CRIMPSET 6/25 LEER**	**1204041**	1

Ring cable lugs, uninsulated

- The ring cable lugs without plastic sleeve are made from high-quality tin-plated electrolytic copper for maximum protection against corrosion
- The hard-soldered press zone enables maximum conductor extraction values to be achieved
- The CRIMPFOX-RC... tools from our CRIMPFOX range of crimping pliers are available for optimum crimping

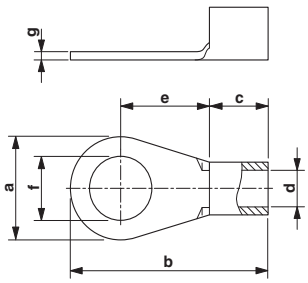

Conductor cross sections from 0.5 to 240 mm²

	Technical data	Technical data
General data		
Material / coating		Copper / Tin-plated
Temperature range [°C]		... 110

Description	Cross section [mm²]	Cross section AWG	Color	Dimensions [mm] a	b	c	d	e	f	g	Type	Order No.	Pcs. / Pkt.
Ring cable lug, uninsulated, as per DIN 46234													
	0.5 - 1	20 - 18	silver	6.00	14.00	5.00	1.60	6.00	2.80	0.80	**C-RC 1/M2,5 DIN**	**3240069**	100
	0.5 - 1	20 - 18	silver	6.00	14.00	5.00	1.60	6.00	3.20	0.80	**C-RC 1/M3 DIN**	**3240070**	100
	0.5 - 1	20 - 18	silver	6.00	14.00	5.00	1.60	6.00	3.70	0.80	**C-RC 1/M3,5 DIN**	**3240071**	100
	0.5 - 1	20 - 18	silver	8.00	16.00	5.00	1.60	7.00	4.30	0.80	**C-RC 1/M4 DIN**	**3240072**	100
	0.5 - 1	20 - 18	silver	10.00	18.00	5.00	1.60	8.00	5.30	0.80	**C-RC 1/M5 DIN**	**3240073**	100
	0.5 - 1	20 - 18	silver	10.00	18.00	5.00	1.60	8.00	6.50	0.80	**C-RC 1/M6 DIN**	**3240074**	100
	0.5 - 1	20 - 18	silver	11.60	22.00	5.00	1.60	12.00	8.40	0.80	**C-RC 1/M8 DIN**	**3240075**	100
	1 - 2.5	18 - 14	silver	6.00	14.00	5.00	2.30	6.00	3.20	0.80	**C-RC 2,5/M3 DIN**	**3240076**	100
	1 - 2.5	18 - 14	silver	6.00	14.00	5.00	2.30	6.00	3.70	0.80	**C-RC 2,5/M3,5 DIN**	**3240077**	100
	1 - 2.5	18 - 14	silver	8.00	16.00	5.00	2.30	7.00	4.30	0.80	**C-RC 2,5/M4 DIN**	**3240078**	100
	1 - 2.5	18 - 14	silver	10.00	19.00	5.00	2.30	9.00	5.30	0.80	**C-RC 2,5/M5 DIN**	**3240079**	100
	1 - 2.5	18 - 14	silver	11.00	21.50	5.00	2.30	11.00	6.50	0.80	**C-RC 2,5/M6 DIN**	**3240080**	100
	1 - 2.5	18 - 14	silver	14.00	24.00	5.00	2.30	12.00	8.40	0.80	**C-RC 2,5/M8 DIN**	**3240081**	100
	1 - 2.5	18 - 14	silver	14.00	25.40	5.00	2.30	12.00	10.50	0.80	**C-RC 2,5/M10 DIN**	**3240082**	100
	2.5 - 6	14 - 10	silver	8.00	17.50	6.00	3.60	8.00	4.30	1.00	**C-RC 6/M4 DIN**	**3240083**	50
	2.5 - 6	14 - 10	silver	10.00	20.00	6.00	3.60	9.00	5.30	1.00	**C-RC 6/M5 DIN**	**3240084**	50
	2.5 - 6	14 - 10	silver	11.00	22.00	6.00	3.60	10.00	6.50	1.00	**C-RC 6/M6 DIN**	**3240085**	50
	2.5 - 6	14 - 10	silver	14.00	26.00	6.00	3.60	13.00	8.40	1.00	**C-RC 6/M8 DIN**	**3240086**	50
	2.5 - 6	14 - 10	silver	18.00	30.00	6.00	3.60	15.00	10.50	1.00	**C-RC 6/M10 DIN**	**3240087**	50
	2.5 - 6	14 - 10	silver	18.00	35.50	6.00	3.60	15.00	13.00	1.00	**C-RC 6/M12 DIN**	**3240088**	50
	- 10	- 8	silver	10.00	21.00	8.00	4.50	8.00	5.30	1.10	**C-RC 10/M5 DIN**	**3240089**	100
	- 10	- 8	silver	11.00	23.00	8.00	4.50	9.00	6.50	1.10	**C-RC 10/M6 DIN**	**3240090**	100
	- 10	- 8	silver	14.00	27.00	8.00	4.50	12.00	8.40	1.10	**C-RC 10/M8 DIN**	**3240091**	100
	- 10	- 8	silver	18.00	30.00	8.00	4.50	13.00	10.50	1.10	**C-RC 10/M10 DIN**	**3240092**	100
	- 10	- 8	silver	22.00	34.00	8.00	4.50	15.00	13.00	1.10	**C-RC 10/M12 DIN**	**3240093**	100
	- 16	- 6	silver	11.00	26.00	10.00	5.80	10.00	5.30	1.10	**C-RC 16/M5 DIN**	**3240094**	100
	- 16	- 6	silver	11.00	26.00	10.00	5.80	10.00	6.50	1.20	**C-RC 16/M6 DIN**	**3240095**	100
	- 16	- 6	silver	14.00	29.00	10.00	5.80	12.00	8.40	1.20	**C-RC 16/M8 DIN**	**3240096**	100
	- 16	- 6	silver	18.00	33.00	10.00	5.80	14.00	10.50	1.20	**C-RC 16/M10 DIN**	**3240097**	100
	- 16	- 6	silver	22.00	37.00	10.00	5.80	16.00	13.00	1.20	**C-RC 16/M12 DIN**	**3240098**	100
	- 25	- 4	silver	12.00	31.00	11.00	7.50	14.00	5.30	1.50	**C-RC 25/M5 DIN**	**3240099**	100
	- 25	- 4	silver	12.00	31.00	11.00	7.50	14.00	6.50	1.50	**C-RC 25/M6 DIN**	**3240100**	100
	- 25	- 4	silver	16.00	33.00	11.00	7.50	14.00	8.40	1.50	**C-RC 25/M8 DIN**	**3240101**	100
	- 25	- 4	silver	18.00	35.00	11.00	7.50	15.00	10.50	1.50	**C-RC 25/M10 DIN**	**3240102**	100
	- 25	- 4	silver	31.00	42.00	11.00	7.50	20.00	13.00	1.50	**C-RC 25/M12 DIN**	**3240103**	100
	- 25	- 4	silver	35.00	49.00	11.00	7.50	25.00	17.00	1.50	**C-RC 25/M16 DIN**	**3240104**	100
	- 35	- 2	silver	15.00	34.00	12.00	9.00	14.00	6.50	1.60	**C-RC 35/M6 DIN**	**3240105**	100
	- 35	- 2	silver	16.00	34.00	12.00	9.00	14.00	8.40	1.60	**C-RC 35/M8 DIN**	**3240106**	100
	- 35	- 2	silver	18.00	36.00	12.00	9.00	15.00	10.50	1.60	**C-RC 35/M10 DIN**	**3240107**	100
	- 35	- 2	silver	22.00	42.00	12.00	9.00	19.00	13.00	1.60	**C-RC 35/M12 DIN**	**3240108**	100
	- 35	- 2	silver	28.00	50.00	12.00	9.00	24.00	17.00	1.60	**C-RC 35/M16 DIN**	**3240109**	100
	- 50	- 1/0	silver	18.00	43.00	16.00	11.00	18.00	6.50	1.80	**C-RC 50/M6 DIN**	**3240110**	100
	- 50	- 1/0	silver	18.00	43.00	16.00	11.00	18.00	8.40	1.80	**C-RC 50/M8 DIN**	**3240111**	100
	- 50	- 1/0	silver	18.00	43.00	16.00	11.00	18.00	10.50	1.80	**C-RC 50/M10 DIN**	**3240112**	100
	- 50	- 1/0	silver	22.00	47.00	16.00	11.00	20.00	13.00	1.80	**C-RC 50/M12 DIN**	**3240113**	100
	- 50	- 1/0	silver	28.00	54.00	16.00	11.00	24.00	17.00	1.80	**C-RC 50/M16 DIN**	**3240114**	100
	- 70	- 2/0	silver	22.00	49.00	18.00	13.00	20.00	6.50	2.00	**C-RC 70/M6 DIN**	**3240115**	100
	- 70	- 2/0	silver	22.00	49.00	18.00	13.00	20.00	8.40	2.00	**C-RC 70/M8 DIN**	**3240116**	100
	- 70	- 2/0	silver	22.00	49.00	18.00	13.00	20.00	10.50	2.00	**C-RC 70/M10 DIN**	**3240117**	100
	- 95	- 3/0	silver	24.00	54.00	20.00	15.00	22.00	8.40	2.50	**C-RC 95/M8 DIN**	**3240120**	50
	- 95	- 3/0	silver	24.00	54.00	20.00	15.00	22.00	10.50	2.50	**C-RC 95/M10 DIN**	**3240121**	50
	- 95	- 3/0	silver	24.00	54.00	20.00	15.00	22.00	13.00	2.50	**C-RC 95/M12 DIN**	**3240122**	50

Ring cable lugs, uninsulated

Conductor cross sections from 0.5 to 240 mm²

	Technical data	Technical data
General data		
Material / coating		Copper / Tin-plated
Temperature range [°C]		... 110

Description	Cross section [mm²]	Cross section AWG	Color	Dimensions [mm] a	b	c	d	e	f	g	Type	Order No.	Pcs. / Pkt.
Ring cable lug, uninsulated, as per DIN 46234													
	120	250	silver	24.00	56.00	22.00	16.50	22.00	8.40	3.00	**C-RC 120/M8 DIN**	**3240124**	25
	120	250	silver	24.00	56.00	22.00	16.50	22.00	10.50	3.00	**C-RC 120/M10 DIN**	**3240125**	25
	120	250	silver	24.00	56.00	22.00	16.50	22.00	13.00	3.00	**C-RC 120/M12 DIN**	**3240126**	25
	150	300	silver	30.00	65.00	24.00	19.00	26.00	10.50	3.20	**C-RC 150/M10 DIN**	**3240128**	25
	150	300	silver	30.00	65.00	24.00	19.00	26.00	13.00	3.20	**C-RC 150/M12 DIN**	**3240129**	25
	150	300	silver	30.00	65.00	24.00	19.00	26.00	17.00	3.20	**C-RC 150/M16 DIN**	**3240130**	25
	185	350	silver	36.00	74.00	28.00	21.00	22.00	10.50	3.50	**C-RC 185/M10 DIN**	**3240131**	20
	185	350	silver	36.00	74.00	28.00	21.00	22.00	13.00	3.50	**C-RC 185/M12 DIN**	**3240132**	20
	185	350	silver	36.00	74.00	28.00	21.00	22.00	17.00	3.50	**C-RC 185/M16 DIN**	**3240133**	20
	240	500	silver	38.00	75.00	32.00	23.50	24.00	10.50	4.00	**C-RC 240/M10 DIN**	**3240134**	10
	240	500	silver	38.00	75.00	32.00	23.50	24.00	13.00	4.00	**C-RC 240/M12 DIN**	**3240135**	10
	240	500	silver	38.00	75.00	32.00	23.50	24.00	17.00	4.00	**C-RC 240/M16 DIN**	**3240136**	10

Ring cable lugs, insulated

- The insulated ring cable lugs with plastic sleeve are hard-soldered and feature the “EASY ENTRY” system
- The sleeves are conically tapered to facilitate easy and correct insertion of the conductor

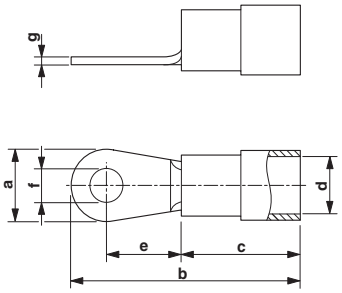

Conductor cross sections from 0.5 to 10 mm²

General data	Technical data	Technical data
Material / coating		Copper / Tin-plated
Temperature range [°C]		-20 ... 105

Description	Cross section [mm²]	Cross section AWG	Color	Dimensions [mm] a	b	c	d	e	f	g	Type	Order No.	Pcs. / Pkt.
Ring cable lug, insulated as per UL													
	0.5 - 1.5	20 - 16	red	5.50	17.50	10.50	4.10	4.30	3.20	0.75	**C-RCI 1,5/M3**	**3240016**	100
	0.5 - 1.5	20 - 16	red	5.50	17.50	10.50	4.10	4.30	3.70	0.75	**C-RCI 1,5/M3,5**	**3240017**	100
	0.5 - 1.5	20 - 16	red	8.00	21.70	10.50	4.10	7.30	4.30	0.75	**C-RCI 1,5/M4**	**3240018**	100
	0.5 - 1.5	20 - 16	red	8.00	21.70	10.50	4.10	7.30	5.30	0.75	**C-RCI 1,5/M5**	**3240019**	100
	0.5 - 1.5	20 - 16	red	11.60	27.60	10.50	4.10	11.20	6.50	0.75	**C-RCI 1,5/M6**	**3240020**	100
	1.5 - 2.5	16 - 14	blue	6.60	20.60	11.00	4.50	7.80	3.20	0.80	**C-RCI 2,5/M3**	**3240021**	100
	1.5 - 2.5	16 - 14	blue	6.60	20.60	11.00	4.50	6.30	3.70	0.80	**C-RCI 2,5/M3,5**	**3240022**	100
	1.5 - 2.5	16 - 14	blue	8.50	23.00	11.00	4.50	7.80	4.30	0.80	**C-RCI 2,5/M4**	**3240023**	100
	1.5 - 2.5	16 - 14	blue	9.50	23.00	11.00	4.50	7.30	5.30	0.80	**C-RCI 2,5/M5**	**3240024**	100
	1.5 - 2.5	16 - 14	blue	12.00	28.10	11.00	4.50	11.00	6.50	0.80	**C-RCI 2,5/M6**	**3240025**	50
	1.5 - 2.5	16 - 14	blue	12.00	28.10	11.00	4.50	11.00	8.50	0.80	**C-RCI 2,5/M8**	**3240026**	50
	4 - 6	16 - 14	yellow	9.50	26.70	14.00	6.60	8.00	4.30	1.00	**C-RCI 6/M4**	**3240027**	50
	4 - 6	12 - 10	yellow	9.50	26.70	14.00	6.60	8.00	5.30	1.00	**C-RCI 6/M5**	**3240028**	50
	4 - 6	12 - 10	yellow	12.00	32.70	14.00	6.60	12.70	6.50	1.00	**C-RCI 6/M6**	**3240029**	25
	4 - 6	12 - 10	yellow	15.00	34.90	14.00	6.60	13.40	8.50	1.00	**C-RCI 6/M8**	**3240030**	25
	4 - 6	12 - 10	yellow	15.00	34.90	14.00	6.60	13.40	10.50	1.00	**C-RCI 6/M10**	**3240031**	25
	- 10	- 8	red	10.00	31.30	16.00	7.50	10.90	5.30	1.10	**C-RCI 10/M5**	**3240219**	50
	- 10	- 8	red	11.00	31.30	16.00	7.50	19.30	6.50	1.10	**C-RCI 10/M6**	**3240220**	50
	- 10	- 8	red	14.00	37.30	16.00	7.50	13.80	8.40	1.10	**C-RCI 10/M8**	**3240221**	50
	- 10	- 8	red	18.00	37.30	16.00	7.50	13.80	10.50	1.10	**C-RCI 10/M10**	**3240222**	50

N

Ring cable lugs, insulated with additional crimp zone for conductor insulation

- The insulated ring cable lugs with plastic sleeve are hard-soldered and feature the "EASY ENTRY" system
- The sleeves are conically tapered to facilitate easy and correct insertion of the conductor

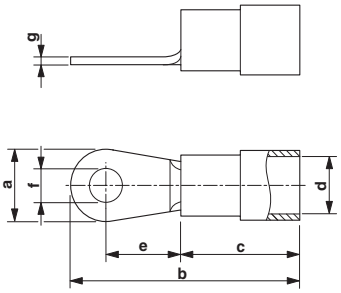

Conductor cross sections from 0.5 to 10 mm²

Technical data

General data	
Material / coating	Copper / Tin-plated
Temperature range [°C]	-20 ... 105

Ordering data

Description	Cross section [mm²]	Cross section AWG	Color	Dimensions [mm] a	b	c	d	e	f	g	Type	Order No.	Pcs. / Pkt.
Ring cable lug, insulated with additional crimp zone for conductor insulation													
	0.5 - 1.5	20 - 16	red	5.50	17.50	10.50	4.10	4.30	3.20	0.75	**C-RCEI 1,5/M3**	**3241201**	100
	0.5 - 1.5	20 - 16	red	5.50	17.50	10.50	4.10	4.30	3.70	0.75	**C-RCEI 1,5/M3,5**	**3241202**	100
	0.5 - 1.5	20 - 16	red	8.00	21.70	10.50	4.10	7.30	4.30	0.75	**C-RCEI 1,5/M4**	**3241203**	100
	0.5 - 1.5	20 - 16	red	8.00	21.70	10.50	4.10	7.30	5.30	0.75	**C-RCEI 1,5/M5**	**3241204**	100
	0.5 - 1.5	20 - 16	red	11.60	27.60	10.50	4.10	11.20	6.50	0.75	**C-RCEI 1,5/M6**	**3241205**	100
	1.5 - 2.5	16 - 14	blue	6.60	20.60	11.00	4.50	6.30	3.70	0.80	**C-RCEI 2,5/M3,5**	**3241206**	100
	1.5 - 2.5	16 - 14	blue	8.50	23.00	11.00	4.50	7.80	4.30	0.80	**C-RCEI 2,5/M4**	**3241207**	100
	1.5 - 2.5	16 - 14	blue	9.50	23.00	11.00	4.50	7.30	5.30	0.80	**C-RCEI 2,5/M5**	**3241208**	100
	1.5 - 2.5	16 - 14	blue	12.00	28.10	11.00	4.50	11.00	6.50	0.80	**C-RCEI 2,5/M6**	**3241209**	100
	1.5 - 2.5	16 - 14	blue	12.00	28.10	11.00	4.50	11.00	8.50	0.80	**C-RCEI 2,5/M8**	**3241210**	100
	4 - 6	12 - 10	yellow	9.50	26.70	14.00	6.60	8.00	5.30	1.00	**C-RCEI 6/M5**	**3241211**	100
	4 - 6	12 - 10	yellow	12.00	32.70	14.00	6.60	12.70	6.50	1.00	**C-RCEI 6/M6**	**3241212**	100
	4 - 6	12 - 10	yellow	15.00	34.90	14.00	6.60	13.40	8.50	1.00	**C-RCEI 6/M8**	**3241213**	100
	4 - 6	12 - 10	yellow	15.00	34.90	14.00	6.60	13.40	10.50	1.00	**C-RCEI 6/M10**	**3241214**	100

Fork-type cable lugs, insulated and uninsulated

– The fork-type cable lugs without plastic sleeve feature a hard-soldered neck. In conjunction with the CRIMPFOX−RC ... and CRIMPFOX−RCI ... pliers they can be used to achieve maximum conductor pull-out forces.
– The insulated versions are halogen-free and feature “EASY ENTRY” technology

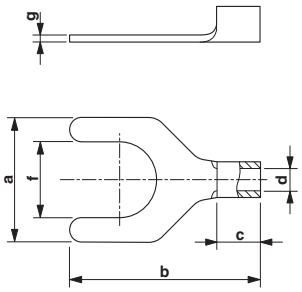

Conductor cross sections from 0.5 to 6 mm²

General data	Technical data	Technical data
Material / coating		Copper / Tin-plated
Temperature range [°C]		... 110

Description	Cross section [mm²]	Cross section AWG	Color	Dimensions [mm] a	b	c	d	e	f	g	Type	Order No.	Pcs. / Pkt.
Fork-type cable lug, uninsulated DIN 46234													
	0.5 - 1.5	20 - 16	silver	5.70	16.00	4.50	1.90	-	3.20	0.75	**C-FC 1,5/M3**	**3240137**	100
	0.5 - 1.5	20 - 16	silver	6.20	16.00	4.50	1.90	-	3.70	0.75	**C-FC 1,5/M3,5**	**3240138**	100
	0.5 - 1.5	20 - 16	silver	7.20	16.00	4.50	1.90	-	4.30	0.75	**C-FC 1,5/M4**	**3240139**	100
	0.5 - 1.5	20 - 16	silver	8.00	16.00	4.50	1.90	-	5.30	0.75	**C-FC 1,5/M5**	**3240140**	100
	0.5 - 1.5	20 - 16	silver	10.70	17.00	4.50	1.90	-	6.40	0.80	**C-FC 1,5/M6**	**3240141**	100
	1.5 - 2.5	16 - 14	silver	5.70	16.00	4.80	2.50	-	3.20	0.80	**C-FC 2,5/M3**	**3240142**	100
	1.5 - 2.5	16 - 14	silver	6.20	16.00	4.80	2.50	-	3.70	0.80	**C-FC 2,5/M3,5**	**3240143**	100
	1.5 - 2.5	16 - 14	silver	7.20	16.00	4.80	2.50	-	4.30	0.80	**C-FC 2,5/M4**	**3240144**	100
	1.5 - 2.5	16 - 14	silver	8.00	16.00	4.80	2.50	-	5.30	0.80	**C-FC 2,5/M5**	**3240145**	100
	1.5 - 2.5	16 - 14	silver	10.70	17.00	4.80	2.50	-	6.40	0.80	**C-FC 2,5/M6**	**3240146**	100
	1.5 - 2.5	16 - 14	silver	13.50	22.10	4.80	2.50	-	8.40	0.80	**C-FC 2,5/M8**	**3240147**	100
	4 - 6	12 - 10	silver	8.20	19.50	6.50	3.60	-	4.30	1.00	**C-FC 6/M4**	**3240148**	50
	4 - 6	12 - 10	silver	9.00	19.50	6.50	3.60	-	5.30	1.00	**C-FC 6/M5**	**3240149**	50
	4 - 6	12 - 10	silver	12.00	23.10	6.50	3.60	-	6.40	1.00	**C-FC 6/M6**	**3240150**	50
	4 - 6	12 - 10	silver	13.50	25.00	6.50	3.60	-	8.40	1.00	**C-FC 6/M8**	**3240151**	50

Fork-type cable lugs, insulated and uninsulated

– The fork-type cable lugs without plastic sleeve feature a hard-soldered neck. In conjunction with the CRIMPFOX−RC ... and CRIMPFOX−RCI ... pliers they can be used to achieve maximum conductor pull-out forces.
– The insulated versions are halogen-free and feature “EASY ENTRY” technology

Conductor cross sections from 0.5 to 6 mm²

Technical data

General data		
Material / coating		Copper / Tin-plated
Temperature range	[°C]	-20 ... 105

Technical data / Ordering data

Description	Cross section [mm²]	Cross section AWG	Color	Dimensions [mm] a	b	c	d	e	f	g	Type	Order No.	Pcs. / Pkt.
Fork-type cable lug, insulated as per UL													
	0.5 - 1.5	20 - 16	red	5.70	22.00	10.50	4.10	-	3.20	0.75	**C-FCI 1,5/M3**	**3240032**	100
	0.5 - 1.5	20 - 16	red	5.70	22.00	10.50	4.10	-	3.70	0.75	**C-FCI 1,5/M3,5**	**3240033**	100
	0.5 - 1.5	20 - 16	red	7.20	22.00	10.50	4.10	-	4.30	0.75	**C-FCI 1,5/M4**	**3240034**	100
	0.5 - 1.5	20 - 16	red	8.00	22.00	10.50	4.10	-	5.30	0.75	**C-FCI 1,5/M5**	**3240035**	100
	0.5 - 1.5	20 - 16	red	10.70	22.00	10.50	4.10	-	6.50	0.75	**C-FCI 1,5/M6**	**3240036**	100
	1.5 - 2.5	16 - 14	blue	5.70	22.50	11.00	4.50	-	3.20	0.80	**C-FCI 2,5/M3**	**3240037**	100
	1.5 - 2.5	16 - 14	blue	5.70	22.50	11.00	4.50	-	3.70	0.80	**C-FCI 2,5/M3,5**	**3240038**	100
	1.5 - 2.5	16 - 14	blue	7.20	22.50	11.00	4.50	-	4.30	0.80	**C-FCI 2,5/M4**	**3240039**	100
	1.5 - 2.5	16 - 14	blue	8.00	22.50	11.00	4.50	-	5.30	0.80	**C-FCI 2,5/M5**	**3240040**	50
	1.5 - 2.5	16 - 14	blue	10.70	22.50	11.00	4.50	-	6.50	0.80	**C-FCI 2,5/M6**	**3240041**	50
	4 - 6	12 - 10	yellow	8.20	26.70	14.00	6.60	-	4.30	1.00	**C-FCI 6/M4**	**3240042**	50
	4 - 6	12 - 10	yellow	9.00	26.70	14.00	6.60	-	5.30	1.00	**C-FCI 6/M5**	**3240043**	50
	4 - 6	12 - 10	yellow	12.00	30.30	14.00	6.60	-	6.50	1.00	**C-FCI 6/M6**	**3240044**	25
	4 - 6	12 - 10	yellow	13.50	32.80	14.00	6.60	-	8.50	1.00	**C-FCI 6/M8**	**3240045**	25

Pin cable lugs, insulated

The key features of the insulated pin cable lugs with plastic collars are as follows:
– "EASY ENTRY" for easy and reliable conductor entry
– Hard-soldered crimping zone for maximum extraction forces
– Electrolytic tin plating
– Halogen-free

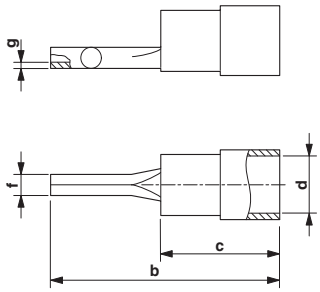

Conductor cross sections from 0.5 to 6 mm²

Technical data

General data	
Material / coating	Copper / Tin-plated
Temperature range [°C]	-20 ... 105

Ordering data

Description	Cross section [mm²]	Cross section AWG	Color	Dimensions [mm] a	b	c	d	e	f	g	Type	Order No.	Pcs. / Pkt.
Pin cable lug, insulated as per UL													
	0.5 - 1.5	20 - 16	red	-	22.50	10.50	4.10	-	2.00	0.75	**C-PCI 1,5/2**	**3240064**	100
	1.5 - 2.5	16 - 14	blue	-	23.00	11.00	4.50	-	2.00	0.80	**C-PCI 2,5/2**	**3240066**	100
	4 - 6	12 - 10	yellow	-	27.50	14.00	6.60	-	2.70	0.80	**C-PCI 6/2,7**	**3240068**	50

Pin cable lugs, insulated with additional crimp zone for conductor insulation

N

The key features of the insulated pin cable lugs with plastic collars are as follows:
– "EASY ENTRY" for easy and reliable conductor entry
– Hard-soldered crimping zone for maximum extraction forces
– Electrolytic tin plating
– Halogen-free

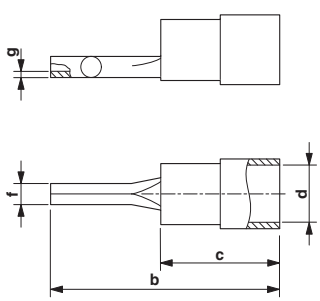

Conductor cross sections from 0.5 to 6 mm²

Technical data

General data	
Material / coating	Copper / Tin-plated
Temperature range [°C]	-20 ... 105

Ordering data

Description	Cross section [mm²]	Cross section AWG	Color	Dimensions [mm] a	b	c	d	e	f	g	Type	Order No.	Pcs. / Pkt.
Pin cable lug, insulated with additional crimp zone for conductor insulation													
	0.5 - 1.5	20 - 16	red	-	22.50	10.50	4.10	-	2.00	0.75	**C-PCEI 1,5/2**	**3241215**	100
	1.5 - 2.5	16 - 14	blue	-	23.00	11.00	4.50	-	2.00	0.80	**C-PCEI 2,5/2**	**3241216**	100
	4 - 6	12 - 10	yellow	-	27.50	14.00	6.60	-	2.70	0.80	**C-PCEI 6/2**	**3241217**	100

Flat pin cable lugs with hooks, insulated

The key features of the flat pin cable lugs with plastic collars are as follows:
– "EASY ENTRY" for easy and reliable conductor entry
– Electrolytic tin plating
– Halogen-free

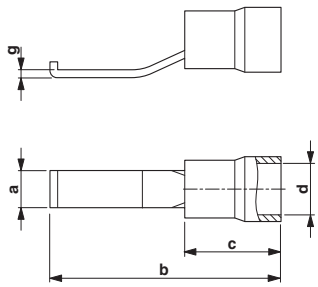

Conductor cross sections from 0.5 to 6 mm²

Technical data

General data	
Material / coating	Copper / Tin-plated
Temperature range [°C]	-20 ... 105

Ordering data

Description	Cross section [mm²]	Cross section AWG	Color	Dimensions [mm] a	b	c	d	e	f	g	Type	Order No.	Pcs. / Pkt.
Flat pin cable lug, insulated													
	0 - 1.5	20 - 16	red	2.80	28.00	10.50	4.00	-	-	0.80	**C-BCI 1,5/2,8**	**3240015**	100
	0.5 - 1.5	20 - 16	red	4.60	28.00	10.50	4.00	-	-	0.80	**C-BCI 1,5/4,6**	**3240568**	100
	1.5 - 2.5	16 - 14	blue	2.80	28.50	11.00	4.50	-	-	0.80	**C-BCI 2,5/2,8**	**3240046**	100
	1.5 - 2.5	16 - 14	blue	4.60	28.50	11.00	4.50	-	-	0.80	**C-BCI 2,5/4,6**	**3240569**	100
	4 - 6	12 - 10	yellow	2.80	32.00	14.00	6.50	-	-	0.80	**C-BCI 6/2,8**	**3240047**	50
	4 - 6	12 - 10	yellow	4.60	32.00	14.00	6.50	-	-	1.00	**C-BCI 6/4,6**	**3240570**	50

Flat pin cable lugs, straight, insulated

– Easy and reliable conductor entry thanks to "EASY ENTRY"
– Hard-soldered crimping zone for maximum conductor pull-out force in connection with CRIMPFOX RCI... pliers
– Electrogalvanized
– Halogen-free

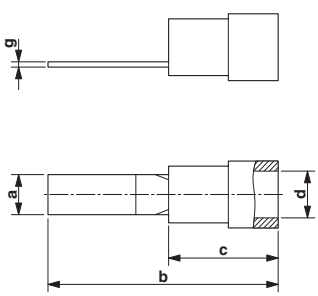

Conductor cross sections from 0.5 to 6 mm²

Technical data

General data	
Material / coating	CU / electrogalvanized
Temperature range [°C]	-20 ... 105

Ordering data

Description	Cross section [mm²]	Cross section AWG	Color	Dimensions [mm] a	b	c	d	e	f	g	Type	Order No.	Pcs. / Pkt.
Flat pin cable lug, insulated, pin dimensions:													
19.5 x 2.8 mm	0.5 - 1.5	20 - 16	red	2.80	19.50	10.50	4.10	-	-	0.75	**C-BCSI 1,5/9X2,8**	**3240531**	100
20 x 2.8 mm	1.5 - 2.5	16 - 14	blue	2.80	20.00	11.00	4.50	-	-	0.80	**C-BCSI 2,5/9X2,8**	**3240532**	100
32 x 4.5 mm	4 - 6	12 - 10	yellow	2.80	24.00	14.00	6.60	-	-	1.00	**C-BCSI 6/10X2,8**	**3240546**	100
24 x 2.8 mm	4 - 6	12 - 10	yellow	4.50	32.00	14.00	6.60	-	-	1.00	**C-BCSI 6/18X4,5**	**3240533**	100

Slip-on sleeves and flat plugs, uninsulated

- The uninsulated slip-on sleeves and flat plugs are made from electrolytically tin-plated brass
- They round off the product range in terms of connectors

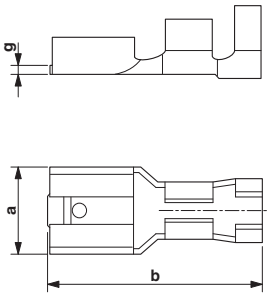

Conductor cross sections from 0.5 to 6 mm²

Technical data

General data	
Material / coating	Brass / Tin-plated
Temperature range [°C]	... 110

Technical data / Ordering data

Description	Cross section [mm²]	Cross section AWG	Color	Dimensions [mm] a	b	c	d	e	f	g	Type	Order No.	Pcs. / Pkt.
Slip-on sleeve, uninsulated as per DIN 46247													
	0.5 - 1	20 - 18	silver	2.80	14.50	-	-	-	-	0.30	**C-SCF 1/2,8X0,5**	**3240152**	100
	0.5 - 1	20 - 18	silver	2.80	12.50	-	-	-	-	0.30	**C-SCF 1/2,8X0,8**	**3240153**	100
	0.5 - 1.5	20 - 16	silver	4.80	15.60	-	-	-	-	0.40	**C-SCF 1,5/4,8X0,5**	**3240154**	100
	0.5 - 1.5	20 - 16	silver	4.80	15.60	-	-	-	-	0.40	**C-SCF 1,5/4,8X0,8**	**3240155**	100
	0.5 - 1.5	20 - 16	silver	6.30	19.20	-	-	-	-	0.40	**C-SCF 1,5/6,3X0,8**	**3240156**	100
	1.5 - 2.5	16 - 14	silver	4.80	15.60	-	-	-	-	0.40	**C-SCF 2,5/4,8X0,5**	**3240157**	100
	1.5 - 2.5	16 - 14	silver	4.80	15.60	-	-	-	-	0.40	**C-SCF 2,5/4,8X0,8**	**3240158**	100
	1.5 - 2.5	16 - 14	silver	6.30	19.20	-	-	-	-	0.40	**C-SCF 2,5/6,3X0,8**	**3240159**	100
	4 - 6	12 - 10	silver	6.30	19.20	-	-	-	-	0.40	**C-SCF 6/6,3X0,8**	**3240160**	100
Flat plug, uninsulated as per DIN 46248													
	0.5 - 1.5	20 - 16	silver	6.30	20.00	-	-	-	-	0.80	**C-SCM 1,5/6,3X0,8**	**3240161**	100
	1.5 - 2.5	16 - 14	silver	6.30	20.00	-	-	-	-	0.80	**C-SCM 2,5/6,3X0,8**	**3240162**	100

Accessories

Insulating sleeve, as shock protection for slip-on sleeves, to be threaded onto the cable in advance			
For 2.8 mm slip-on sleeves	transparent	**PT/FS 2,8**	**1406700**	500
For 4.8 mm slip-on sleeves	transparent	**PT/FS 4,8**	**1670497**	25
For 6.3 mm slip-on sleeves	transparent	**PT/FS 6,3**	**0604707**	500

Slip-on sleeves and flat plugs, insulated

The key features of the insulated flat plugs and slip-on sleeves with plastic collars are as follows:
– "EASY ENTRY" for easy and reliable conductor entry
– Hard-soldered crimping zone for maximum extraction forces
– Electrolytic tin plating
– Halogen-free

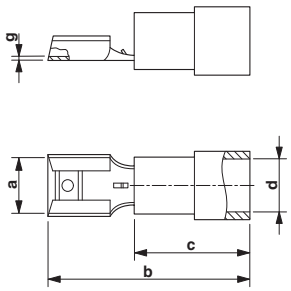

Conductor cross sections from 0.5 to 6 mm²

Technical data

General data	
Material / coating	Brass / Tin-plated
Temperature range [°C]	-20 ... 105

Ordering data

Description	Cross section [mm²]	Cross section AWG	Color	Dimensions [mm] a	b	c	d	e	f	g	Type	Order No.	Pcs. / Pkt.
Slip-on sleeve, insulated as per UL													
	0.5 - 1.5	20 - 16	red	2.80	18.50	10.50	4.10	-	-	0.25	**C-SCFI 1,5/2,8X0,5**	**3240048**	100
	0.5 - 1.5	20 - 16	red	2.80	18.50	10.50	4.10	-	-	0.25	**C-SCFI 1,5/2,8X0,8**	**3240049**	100
	0.5 - 1.5	20 - 16	red	4.80	19.50	10.50	4.10	-	-	0.40	**C-SCFI 1,5/4,8X0,5**	**3240050**	100
	0.5 - 1.5	20 - 16	red	4.80	19.50	10.50	4.10	-	-	0.40	**C-SCFI 1,5/4,8X0,8**	**3240051**	100
	0.5 - 1.5	20 - 16	red	6.30	21.50	10.50	4.10	-	-	0.40	**C-SCFI 1,5/6,3X0,8**	**3240052**	100
	1.5 - 2.5	16 - 14	blue	4.80	20.00	11.00	5.00	-	-	0.40	**C-SCFI 2,5/4,8X0,5**	**3240053**	50
	1.5 - 2.5	16 - 14	blue	4.80	20.00	11.00	5.00	-	-	0.40	**C-SCFI 2,5/4,8X0,8**	**3240054**	50
	1.5 - 2.5	16 - 14	blue	6.30	22.00	11.00	5.00	-	-	0.40	**C-SCFI 2,5/6,3X0,8**	**3240055**	50
	4 - 6	12 - 10	yellow	6.30	25.00	14.00	6.60	-	-	0.40	**C-SCFI 6/6,3X0,8**	**3240056**	50
Flat plug, insulated as per UL													
	0.5 - 1.5	20 - 16	red	6.30	22.00	10.50	4.10	-	-	0.80	**C-SCMI 1,5/6,3X0,8**	**3240058**	100
	1.5 - 2.5	16 - 14	blue	6.30	22.50	11.00	4.50	-	-	0.80	**C-SCMI 2,5/6,3X0,8**	**3240059**	50
	4 - 6	12 - 10	yellow	6.30	24.50	14.00	6.60	-	-	0.80	**C-SCMI 6/6,3X0,8**	**3240060**	50

Slip-on distributor, insulated

- Easy and reliable conductor entry thanks to “EASY ENTRY”
- Hard-soldered crimping zone for maximum conductor pull-out force in connection with CRIMPFOX RCI... pliers
- Electrogalvanized
- Halogen-free

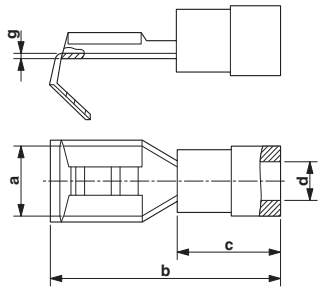

Conductor cross sections from 0.5 to 2.5 mm²

Technical data

General data	
Material / coating	Brass / electrogalvanized
Temperature range [°C]	-20 ... 105

Ordering data

Description	Cross section [mm²]	Cross section AWG	Color	Dimensions [mm] a	b	c	d	e	f	g	Type	Order No.	Pcs. / Pkt.
Slip-on distributor, insulated, for 6.3 x 0.8 mm plugs and sleeves													
	0.5 - 1.5	20 - 16	red	6.30	22.50	10.50	41.00	-	-	0.40	**C-SCFMI 1,5/6,3X0,8**	**3240529**	50
	1.5 - 2.5	16 - 14	blue	6.30	23.00	11.00	11.00	-	-	0.40	**C-SCFMI 2,5/6,3X0,8**	**3240530**	50

Slip-on sleeves, fully insulated

- Easy and reliable conductor entry thanks to “EASY ENTRY”
- Hard-soldered crimping zone for maximum conductor pull-out force in connection with CRIMPFOX RCI... pliers
- Electrogalvanized
- Halogen-free

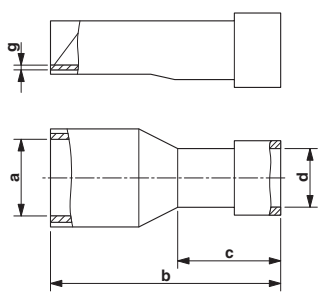

Conductor cross sections from 0.5 to 6 mm²

Technical data

General data	
Material / coating	Brass / electrogalvanized
Temperature range [°C]	-20 ... 105

Ordering data

Description	Cross section [mm²]	Cross section AWG	Color	Dimensions [mm] a	b	c	d	e	f	g	Type	Order No.	Pcs. / Pkt.
Slip-on sleeve, fully insulated, for plugs:													
2.8 x 0.5 mm	0.5 - 1.5	20 - 16	red	2.80	19.00	10.50	4.30	-	-	0.25	**C-SCFFI 1,5/2,8X0,5**	**3240534**	50
2.8 x 0.8 mm	0.5 - 1.5	20 - 16	red	2.80	19.00	10.50	4.30	-	-	0.25	**C-SCFFI 1,5/2,8X0,8**	**3240535**	50
4.8 x 0.5 mm	0.5 - 1.5	20 - 16	red	4.80	19.50	10.50	4.30	-	-	0.40	**C-SCFFI 1,5/4,8X0,5**	**3240536**	50
4.8 x 0.8 mm	0.5 - 1.5	20 - 16	red	4.80	19.50	10.50	4.30	-	-	0.40	**C-SCFFI 1,5/4,8X0,8**	**3240537**	50
6.3 x 0.8 mm	0.5 - 1.5	20 - 16	red	6.30	21.50	10.50	4.30	-	-	0.40	**C-SCFFI 1,5/6,3X0,8**	**3240538**	50
4.8 x 0.5 mm	1.5 - 2.5	16 - 14	blue	4.80	20.00	11.00	5.00	-	-	0.40	**C-SCFFI 2,5/4,8X0,5**	**3240539**	50
4.8 x 0.8 mm	1.5 - 2.5	16 - 14	blue	4.80	20.00	11.00	5.00	-	-	0.40	**C-SCFFI 2,5/4,8X0,8**	**3240540**	50
6.3 x 0.8 mm	1.5 - 2.5	16 - 14	blue	6.30	22.00	11.00	5.00	-	-	0.40	**C-SCFFI 2,5/6,3X0,8**	**3240547**	25
6.3 x 0.8 mm	4 - 6	12 - 10	yellow	6.30	26.00	14.00	6.60	-	-	0.40	**C-SCFFI 6/6,3X0,8**	**3240541**	25

Butt connector, fully insulated

- Conductor through connection protection
- Hard-soldered crimping zone for maximum conductor pull-out force in connection with CRIMPFOX RCI... pliers
- Electrogalvanized
- Halogen-free

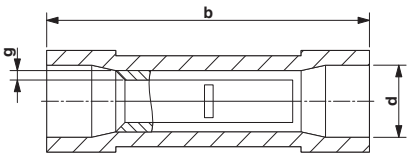

Conductor cross sections from 0.5 to 6 mm²

Technical data

General data	
Material / coating	CU / electrogalvanized
Temperature range [°C]	-20 ... 105

Ordering data

Description	Cross section [mm²]	Cross section AWG	Color	Dimensions [mm] a	b	c	d	e	f	g	Type	Order No.	Pcs. / Pkt.
Butt connector, insulated													
	0.5 - 1.5	20 - 16	red	-	25.00	-	4.00	-	-	0.75	**C-JCI 1,5**	**3240061**	50
	1.5 - 2.5	16 - 14	blue	-	25.30	-	4.50	-	-	0.80	**C-JCI 2,5**	**3240062**	50
	4 - 6	12 - 10	yellow	-	27.50	-	6.00	-	-	1.00	**C-JCI 6**	**3240063**	25

PHOENIX CONTACT
1.000
HIER ÖFFNEN
OPEN HERE
OUVRIR ICI
APRIRE QUI

Automatic devices - TOOL fox

Phoenix Contact offers a comprehensive range of innovative machine tools for flexible and fast processing of conductors and cables where various steps can be automated.

A combination of functionality, quality, and short modification times guarantees high levels of flexibility while ensuring excellent results every time. Cutting machines, stripping machines, and crimping machines are available.

Product range overview

Automatic devices	**468**
Automatic cutting device for conductors and cables	**470**
Stripping machine	**471**
Pneumatic crimping pliers	**472**
Portable crimping machine for ferrules, cable lugs, and connectors	**474**
CRIMPHANDY portable hand-held machine	**476**
Portable stripping and crimping machine for taped products	**478**
Ferrules with plastic sleeve, taped	**479**
Stripping and crimping machine for bulk goods	**480**



Automatic stripping

Automatic crimping



Automatic stripping and crimping in a single operation

The CUTFOX 10 automatic cutting device cuts conductors and cables with a cross section of up to 10 mm². Solid and stranded conductors can be cut to length with millimeter precision. The length and number of cuts is entered via the user-friendly display. The CUTFOX 10 automatically adapts to the diameter when there is a change in material.

The WF 1000 stripping machine enables the automatic stripping of conductors with a cross section of up to 6 mm² or cables with a diameter of up to 6 mm, as well as the option of partial stripping.
The stripping dimensions are set individually via rotary buttons and shown visually on the display.

ZAP crimping pliers are pneumatic pliers for ferrules with a cross section range of 0.25 to 10 mm². The crimping process is activated by a foot valve. Two integrated recesses allow easy access to the ferrules.

The CF 500 is characterized by its high pressing force and compact design.
Thanks to the adjustable pressing force and interchangeable dies, it is suitable for insulated cable lugs, tube lugs, and crimping wire lugs, as well as slip-on sleeves and ferrules with a cross section of up to 50 mm².

The CF 3000 2,5 stripping and crimping machine processes taped ferrules with insulating collars in accordance with DIN 46228–4. This device allows conductors with a cross section range of 0.25 - 2.5 mm² to be stripped and fitted with ferrules in one operation. The automatic device can be adapted to various cross sections in under a minute.

The automatic stripping and crimping machine CF 1000 processes loose (bulk) ferrules with insulating collars in accordance with DIN 46228–4. Using this machine, conductors can be stripped and fitted with ferrules in one operation.

Automatic cutting device for conductors and cables

- The automatic cutting device can be used to cut conductors, cables, and similar profiles
- The desired length and number of cuts can be specified in a user-friendly way via the display
- To insert the conductors all you have to do is swing open the front enclosing guard
- The drive and guide rolls automatically adjust to each inserted diameter
- No adjustments are required thanks to the automatic "zero cut", which is performed when the start button is pressed

Notes:

An application video can be found in the download area for the relevant product on our website at www.phoenixcontact.net/products.

Conductor cross sections from 0.25 to 10 mm²

Technical data

Dimensions		Width	Length	Height
	[mm]	**195**	**295**	**230**
General data				
Weight	[kg]	11		
Power consumption	[VA]	80		
Cutting efficiency				
Finely stranded	[mm²]	0.25 - 10		
Solid strand	[mm²]	0.25 - 2.5		
Max. throughput	[mm]	8		
Cross section setting		automatic		
Maximum number of cuts	[Pcs.]	999		
Length	[mm]	2 ... 99999		
Feed rate	[m/s]	0.5		
Unit of measurement		mm/inch		
Dialog language		German / English / French / Italian		

Ordering data

Description	Type	Order No.	Pcs. / Pkt.
Automatic cutting device, 230 V/50 Hz version, for conductors and cables with a diameter of up to 8 mm, solid (up to 2.5 mm²) and stranded (up to 10 mm²)	**CUTFOX 10**	**1206829**	1
Automatic cutting device, 120 V/60 Hz version, for conductors and cables with a diameter of up to 8 mm, solid (up to 2.5 mm²) and stranded (up to 10 mm²)	**CUTFOX 10 120V**	**1206832**	1

Accessories

Cable unwinders, for CUTFOX 10, for accommodating and gently unwinding cable rings and coils, complete	**CUTFOX 10 C-UN**	**1208393**	1
Turntable, for CUTFOX 10 cable unwinders, for accommodating cable rings and cable coils	**CUTFOX 10 R-C**	**1208403**	1
Retaining bolts, for CUTFOX 10 rotary table, 4 pcs.	**CUTFOX 10 BAR**	**1208416**	1
Replacement drive belt, for CUTFOX 10, 2 pcs.	**CF-10 WHEEL SET**	**1207271**	1
Spare knife set, for CUTFOX 10	**CF-10 CUTTER KNIFE SET**	**1207284**	1

Stripping machine

- Compact stripping machine for automatically stripping conductors with a cross section of 0.08 to 6 mm²
- Multi-strand cables with a diameter of up to 6 mm can also be stripped
- Partial stripping is supported
- Even special types of insulation, such as PTFE and silicone, can be stripped in addition to standard types
- The clamping force automatically adjusts itself to the required extraction force
- Pressure points on sensitive insulation are avoided
- The stripping dimensions are set individually via rotary buttons and shown visually on the large display

Notes:

An application video can be found in the download area for the relevant product on our website at www.phoenixcontact.net/products.

Conductor cross sections from 0.08 to 6 mm²

Technical data

Dimensions		Width	Length	Height
	[mm]	**141**	**363**	**221**
General data				
Weight	[kg]	9.5		
Power consumption	[VA]	160		
Working cycle	[s]	0.3		
Compression		trapezoidal		
Stripping power				
Finely stranded	[mm²]	0.08 - 6		
Stripping length	[mm]	3-20		
Partial stripping length	[mm]	2-20		
Max. throughput	[mm]	6		

Ordering data

Description	Type	Order No.	Pcs. / Pkt.
Stripping machine, 230 V design, for conductors and cables, solid and stranded 0.08 - 6 mm² (max. Ø 6 mm), with integrated graphic display	**WF 1000**	**1212149**	1
Stripping machine, 120 V design, for conductors and cables, solid and stranded 0.08 - 6 mm² (max. Ø 6 mm), with integrated graphic display	**WF 1000 120V**	**1212258**	1

Accessories

Spare stripping knife, for WF 1000	**WF 1000/SB**	**1212279**	1

Automatic devices

Pneumatic crimping pliers

– These crimping pliers are pneumatic tools for ferrules with a cross section range of 0.25 to 10 mm²
– The crimping pliers can process all types of Phoenix Contact ferrules, from uninsulated to insulated TWIN ferrules

Conductor cross sections from 0.25 to 2.5 mm²

Conductor cross sections from 0.25 to 4 mm²

Applied for:
GOST

		Technical data	Technical data
Application range			
Conductor	[mm²] / AWG	0.25 - 2.5 / 24 - 14	0.25 - 4 / 24 - 12
Pressure range	[bar]	4 - 6	4 - 6
Air consumption per compression	[l]	0.2	0.2
Compression		trapezoidal	trapezoidal

Description	Ordering data: Type	Order No.	Pcs. / Pkt.	Ordering data: Type	Order No.	Pcs. / Pkt.
Pneumatic crimp pliers, for ferrules as per DIN 46228	**ZAP 25**	**1203110**	1			
Pneumatic crimping pliers, for ferrules according to DIN 46228, three marked die stations, lateral entry				**ZAP 40**	**1212630**	1
Pneumatic crimp pliers, for ferrules as per DIN 46228						
Pneumatic crimp pliers, for ferrules as per DIN 46228						
Pneumatic crimp pliers, for ferrules as per DIN 46228						

Conductor cross sections from 4 to 10 mm²

Applied for:
GOST

Technical data

4 - 10 / 12 - 8
4 - 6
0.2
trapezoidal

Ordering data

Type	Order No.	Pcs. / Pkt.
ZAP 100	1203259	1

Conductor cross sections from 0.25 to 2.5 mm²

Applied for:
GOST

Technical data

0.25 - 2.5 / 24 - 14
4 - 6
0.2
trapezoidal

Ordering data

Type	Order No.	Pcs. / Pkt.
ZAP 25 T	1203123	1

Conductor cross sections from 4 to 10 mm²

Applied for:
GOST

Technical data

4 - 10 / 12 - 8
4 - 6
0.2
trapezoidal

Ordering data

Type	Order No.	Pcs. / Pkt.
ZAP 100 T	1203262	1

Portable crimping machine for ferrules, cable lugs, and connectors

The CF 500 is characterized by a high press capacity in a compact design.

Easy to replace dies for processing ferrules, cable lugs, and contacts:

– Ferrules of up to 50 mm²
– TWIN ferrules up to 2 x 10 mm²
– Insulated cable lugs up to 6 mm²
– Uninsulated cable lugs up to 6 mm²
– Tube lugs of up to 10 mm²
– Slip-on sleeves and flat plugs of up to 6 mm²
– Turned contacts up to 10 mm²

Easy assembly of FBS ... plug-in bridges from the CLIPLINE complete system:

– FBS ...-4, FBS ...-5, FBS ...-6, FBS ...–8

Notes:
See data sheet for further technical data.
For more information about dies, visit: www.phoenixcontact.net/products.
An application video can be found in the download area for the relevant product on our website at www.phoenixcontact.net/products.

Connectors up to 50 mm²

Technical data

Dimensions		Width	Length	Height
	[mm]	**140**	**220**	**320**
General data				
Weight	[kg]	10		
Power supply	[V]	100 ... 240		
Power consumption	[VA]	160		
Pressure	[kN]	10		
Working cycle	[s]	1		

Ordering data

Description	Type	Order No.	Pcs. / Pkt.
Crimping machine, 230 V version, with quantity counter and foot switch 230 V version	**CF 500-230V**	**1208348**	1
Crimping machine, 120 V version, with quantity counter and foot switch 120 V version	**CF 500-120V**	**1208351**	1

Accessories

CF 500 protective cover, without recess (for all dies without assignment)	**CF 500/COV**	**1212250**	1
For ferrules of up to 6 mm² (AI 6...)	**CF 500/COV AI 6**	**1212254**	1
For TWIN ferrules (AI–TWIN...)	**CF 500/COV AI TWIN**	**1212266**	1
For insulated cable lugs (RCI..., TC4)	**CF 500/COV RCI**	**1212255**	1
For tube lugs 0.5 - 10 mm²	**CF 500/COV RC 10**	**1212252**	1
For tube lugs with a cross section of 0.34 - 2.5 mm² (SC...)	**CF 500/COV RCT 2,5**	**1212253**	1
For slip-on sleeves and flat plugs SC 1,5... and SC 6...	**CF 500/COV SC**	**1212251**	1
For FBS ... plug-in bridges	**CF 500/COV FBS**	**1212462**	1
CF 500 Locator, for slip-on sleeves (SCF...) Width: 2.8 mm, length: 5 mm	**CF 500/LOC SCF 2,8/1,5**	**1212249**	1
For slip-on sleeves (SCF...) Width: 4.8 mm	**CF 500/LOC SCF 4,8/2,5**	**1212248**	1
For slip-on sleeves (SCF...) Width: 6.3 mm	**CF 500/LOC SCF 6,3/6**	**1212247**	1
For slip-on sleeves (SCM...) 0.5 - 2.5 mm²	**CF 500/LOC SCM 6,3/2,5**	**1212264**	1

Dies for crimping machine

Description	Ordering data		
	Type	Order No.	Pcs. / Pkt.
CF 500 die, for ferrules (A... and AI...) 0.25 - 6 mm²			
	CF 500/DIE AI 6	**1212238**	1
For ferrules (A... and AI...) 10, 16, and 25 mm²	**CF 500/DIE AI 25**	**1212239**	1
For ferrules (A... and AI...) 35 and 50 mm²	**CF 500/DIE AI 50**	**1212261**	1
For TWIN ferrules (AI-TWIN...) 2 x 4, 2 x 6, and 2 x 10 mm²	**CF 500/DIE AI-TWIN 10**	**1212262**	1
CF 500 die, for ferrules (A... and AI...) 0.25 - 6 mm²			
For insulated cable lugs (RCI... and FCI...) 0.14 - 1.5 mm²	**CF 500/DIE RCI 1,5**	**1212263**	1
For insulated cable lugs (RCI... and FCI...) 0.5 - 6 mm²	**CF 500/DIE RCI 6**	**1212240**	1
For cable lugs (RC... and FC...) 0.5 - 10 mm²	**CF 500/DIE RC 10**	**1212244**	1
For cable lugs (RC... and FC...) 16 mm²	**CF 500/DIE RC 16**	**1212257**	1
CF 500 die, for ferrules (A... and AI...) 0.25 - 6 mm²			
For slip-on sleeves and flat plugs (SCF... and SCM...) 0.1 - 1.5 mm²	**CF 500/DIE SC 1,5**	**1212241**	1
For slip-on sleeves and flat plugs (SCF... and SCM...) 0.5 - 6 mm²	**CF 500/DIE SC 6**	**1212242**	1
CF 500 die, for ferrules (A... and AI...) 0.25 - 6 mm²			
For turned contacts with pin diameters 2.5 and 4.0 mm (CK 2,5…,CK 4,0) 0.14 - 4 mm²	**CF 500/DIE TC 4**	**1212237**	1
For turned contacts (CK 4.0) 6 - 10 mm²	**CF 500/DIE TC 10**	**1212260**	1
CF 500 die, for assembling FBS ... plug-in bridges			
For FBS ... plug-in bridges	**CF 500/DIE FBS**	**1212461**	1

CRIMPHANDY, portable hand-held machine, for a 1.0 mm² conductor cross section

The product innovation for switchgear manufacturing – the CRIMPHANDY. With this portable hand-held machine, you can strip and crimp your conductors in under two seconds – 75% less time than before.

- The matching reel ferrules are suitable for use on all modular terminal blocks, particularly those from the CLIPLINE complete system:
- UT screw connection terminal blocks
- ST spring-cage connection terminal blocks
- PT push-in connection terminal blocks
- COMBI plug-in connection solutions
- Detailed information regarding the advantages of the CRIMPHANDY can be found on page 388

Notes:

An application video can be found in the download area for the relevant product on our website at www.phoenixcontact.net/products.

N

1.0 mm² conductor cross section

Technical data

Dimensions		Width	Length	Height
	[mm]	**42**	**200**	**67**
General data				
Weight	[kg]	0.43		
Conductor	[mm²] / AWG	1 - 1 / -		
Working cycle	[s]	2		
Compression		Square crimp		

Ordering data

Description	Type	Order No.	Pcs. / Pkt.
Portable hand-held machine, battery-powered, for ferrules, 1.0 mm², incl. battery and charger, 100 - 240 V, in a robust aluminum case For standard PVC and PE conductors	**CF CRIMPHANDY 1,0**	**1212465**	1

Accessories

Reel ferrules, 1.0 mm², 8 mm, with plastic sleeve, according to DIN 46228-4, red, 50 pieces per strip	**AI 1,0-8 RD-S**	**1212523**	50
Replacement battery, for CF CRIMPHANDY..., Li-ion 7.4 V, 0.76 Ah	**CF CRIMPHANDY/ACCU**	**1212518**	1
Replacement charger, for CF CRIMPHANDY..., 100 - 240 V AC	**CF CRIMPHANDY/CHARGER**	**1212519**	1

N

CRIMPHANDY, portable hand-held machine, for a 1.5 mm² conductor cross section

The product innovation for switchgear manufacturing – the CRIMPHANDY. With this portable hand-held machine, you can strip and crimp your conductors in under two seconds – 75% less time than before.

- The matching reel ferrules are suitable for use on all modular terminal blocks, particularly those from the CLIPLINE complete system:
- UT screw connection terminal blocks
- ST spring-cage connection terminal blocks
- PT push-in connection terminal blocks
- COMBI plug-in connection solutions

Notes:

An application video can be found in the download area for the relevant product on our website at www.phoenixcontact.net/products.

1.5 mm² conductor cross section

Technical data

Dimensions		Width	Length	Height
	[mm]	**42**	**200**	**67**
General data				
Weight	[kg]	0.43		
Conductor	[mm²] / AWG	1.5 - 1.5 / -		
Working cycle	[s]	2		
Compression		Square crimp		

Ordering data

Description	Type	Order No.	Pcs. / Pkt.
Portable hand-held machine, battery-powered, for ferrules, 1.5 mm², incl. battery and charger, 100 - 240 V, in a robust aluminum case For standard PVC and PE conductors	**CF CRIMPHANDY 1,5**	**1212466**	1

Accessories

Reel ferrules, 1.5 mm², 8 mm, with plastic sleeve, according to DIN 46228-4, red, 50 pieces per strip	**AI 1,5-8 BK-S**	**1212524**	50
Replacement battery, for CF CRIMPHANDY..., Li-ion 7.4 V, 0.76 Ah	**CF CRIMPHANDY/ACCU**	**1212518**	1
Replacement charger, for CF CRIMPHANDY..., 100 - 240 V AC	**CF CRIMPHANDY/CHARGER**	**1212519**	1

Portable automatic stripping and crimping device for taped products

- The compact stripping and crimping machine can be used to process taped ferrules with insulating collars in accordance with DIN 46228–4
- Up to 1200 conductors can be processed an hour
- The conductor is stripped in a single operation and is crimped with a ferrule to a high standard of quality
- Particularly suitable for pre-assembling conductors
- Thanks to its compact and lightweight design, it can also be used as a portable solution for transport between different work locations
- The automatic device can be adapted to various cross sections in under a minute
- Color coding in accordance with ferrule standard DIN 46228–4 makes the assignment of modification components really clear

The suitable taped ferrules support the use of all modular terminal blocks, especially from the **CLIPLINE complete system**:

- UT screw terminal blocks
- ST spring-cage terminal blocks
- PT push-in connection terminal blocks
- COMBI plug-in connection solutions

Notes:

An application video can be found in the download area for the relevant product on our website at www.phoenixcontact.net/products.

Conductor cross sections from 0.25 to 2.5 mm²

Technical data

Dimensions		Width	Length	Height
	[mm]	**165**	**320**	**300**
General data				
Weight	[kg]	12		
Application range				
Conductor	[mm²] / AWG	0.25 - 2.5 / 24 - 14		
Power consumption	[VA]	80		
Working cycle	[s]	1.2		
Compression		trapezoidal		

Ordering data

Description	Type	Order No.	Pcs. / Pkt.
Stripping and crimping machine, 230 V design, for insulated taped ferrules 0.25 – 2.5 mm², stripping length 8 mm, incl. the conversion kits 0.5 – 2.5 mm²	**CF 3000-2,5**	**1205477**	1
Stripping and crimping machine, 120 V design, for insulated taped ferrules 0.25 – 2.5 mm², stripping length 8 mm, incl. the conversion kits 0.5 – 2.5 mm²	**CF 3000-2,5 120V**	**1205516**	1

Accessories

Expansion set, complete, for CF 3000, for taped insulated ferrules, 0.25/0.34 mm², stripping length 8 mm	**CF 3000-TOOLKIT 0,25**	**1212376**	1
Spare locator,			
0.25 mm²	**CF 3000 LOC 0,25**	**1212377**	1
0.5 mm²	**CF 3000 LOC 0,5**	**1205639**	1
0.75 mm²	**CF 3000 LOC 0,75**	**1205642**	1
1.0 mm²	**CF 3000 LOC 1,0**	**1205655**	1
1.5 mm²	**CF 3000 LOC 1,5**	**1205668**	1
2.5 mm²	**CF 3000 LOC 2,5**	**1205671**	1
Spare knife, 0.25 mm², adjustable			
0.25 mm², adjustable	**CF 3000 AB 0,25**	**1212380**	1
0.5 mm²	**CF 3000 AM 0,5**	**1205587**	1
0.75 mm²	**CF 3000 AM 0,75**	**1205590**	1
1.0 mm²	**CF 3000 AM 1,0**	**1205600**	1
1.5 mm²	**CF 3000 AM 1,5**	**1205613**	1
2.5 mm²	**CF 3000 AM 2,5**	**1205626**	1

Ferrules with plastic sleeve, taped, for the CF 3000-2,5 crimping machine

- The taped ferrules have been developed specifically for the CF 3000−2,5 crimping machine
- Available in the main color ranges up to 2.5 mm²
- Can be used to wire all modular terminal blocks, especially those of the CLIPLINE complete system

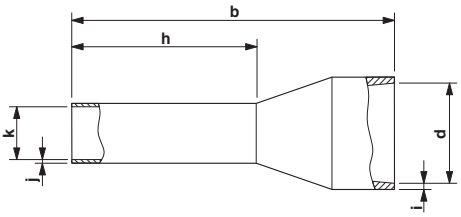

Conductor cross sections from 0.25 to 8 mm²

	Technical data	Technical data
General data		
Material / coating		E-CU / tin-plated (galvanic)
Plastic sleeve material		polypropylene
Long/short-term temperature		105°C / 120°C

Ordering data

Description	Cross section [mm²]	AWG	Color	Dimensions [mm] a	b	d	h	i	j	k	Type	Order No.	Pcs. / Pkt.
Taped ferrule, with plastic sleeve, color range as per **DIN 46228-4: 1990-09,** CSA-certified													
	0.25	22	yellow	-	14.00	2.20	8.00	0.25	0.15	0.80	**AI 0,25-8 YE-B**	**3240251**	1000
	0.5	20	white	-	14.00	2.50	8.00	0.25	0.15	1.10	**AI 0,5 - 8 WH-B**	**3201369**	1000
	0.75	18	gray	-	14.00	2.80	8.00	0.25	0.15	1.30	**AI 0,75- 8 GY-B**	**3201372**	1000
	1	18	red	-	14.00	3.00	8.00	0.30	0.15	1.50	**AI 1 - 8 RD-B**	**3201385**	1000
	1.5	16	black	-	14.00	3.40	8.00	0.30	0.15	1.80	**AI 1,5 - 8 BK-B**	**3201398**	1000
	2.5	14	blue	-	14.00	4.20	8.00	0.30	0.15	2.30	**AI 2,5 - 8 BU-B**	**3201408**	500
Taped ferrules, with plastic sleeve, color code as per NF C 63-023: 1994-02, CSA-certified													
	0.75	18	blue	-	14.00	2.80	8.00	0.25	0.15	1.30	**AI 0,75- 8 BU-B**	**3201547**	1000
	2.5	14	gray	-	14.00	4.20	8.00	0.30	0.15	2.30	**AI 2,5 - 8 GY-B**	**3201550**	500
Taped ferrules, with plastic sleeve, special colors, CSA-certified													
	0.25	22	blue	-	14.00	2.20	8.00	0.25	0.15	0.80	**AI 0,25-8 BU-B**	**3240250**	1000
	0.34	22	turquoise	-	14.00	2.20	8.00	0.25	0.15	0.80	**AI 0,34-8 TQ-B**	**3240249**	1000
	0.5	20	orange	-	14.00	2.50	8.00	0.25	0.15	1.10	**AI 0,5 - 8 OG-B**	**3201563**	1000
	0.75	18	white	-	14.00	2.80	8.00	0.25	0.15	1.30	**AI 0,75- 8 WH-B**	**3201576**	1000
	1	18	yellow	-	14.00	3.00	8.00	0.30	0.15	1.50	**AI 1 - 8 YE-B**	**3201589**	1000
	1.5	16	red	-	14.00	3.40	8.00	0.30	0.15	1.80	**AI 1,5 - 8 RD-B**	**3201592**	1000

Stripping and crimping machine for bulk goods

Conductor cross sections from 0.34 to 4 mm²

- The stripping and crimping machine can be used to process loose ferrules with insulating collars in accordance with DIN 46228–4
- Up to 1200 conductors can be processed an hour
- The conductor is stripped in a single operation and is crimped with a ferrule to a high standard of quality
- The extraction forces conform to the requirements of IEC/EN 60999 and IEC/EN 60947

Other key features of the automatic device are as follows:

- Robust design
- Quick change of cross section without the need for additional adjustments
- Quantity counter
- Suitable for bulk processing

Technical data

		Width	Length	Height
Dimensions				
	[mm]	**240**	**490**	**390**
General data				
Weight	[kg]	29		
Power supply	[V]	100 ... 240		
Air consumption per compression	[l]	1.2		
Working cycle	[s]	1.5		
Compression		trapezoidal		

Ordering data

Description	Type	Order No.	Pcs. / Pkt.
Stripping and crimping machine, 100 - 230 V version, electro-pneumatic, for loose ferrules with insulating collar, 0.34 – 4 mm², incl. conversion kits 0.5 – 1.5 mm² (stripping length 8 mm)	**CF 1000-1,5**	**1208199**	1

Accessories

Extension kit, complete, for CF 1000, for loose ferrules with insulating collar			
0.25/0.34 mm², stripping length: 6 mm	**CF 1000-TOOLKIT 0,34/ 6**	**1208212**	1
0.25/0.34 mm², stripping length 8 mm	**CF 1000-TOOLKIT 0,34/ 8**	**1208225**	1
2.5 mm², stripping length 8 mm	**CF 1000-TOOLKIT 2,5/ 8**	**1208241**	1
4 mm², stripping length 10 mm	**CF 1000-TOOLKIT 4,0/10**	**1208270**	1
Spare knife, V-form, for CF 1000	**CF 1000 EM**	**1205215**	1
Protective cover, for CF 1000	**CF 1000-COVER**	**1208306**	1

Stripping and crimping machine for bulk goods

– The stripping and crimping machine can be used to process loose ferrules with insulating collars in accordance with DIN 46228–4
– Up to 1200 conductors can be processed an hour
– The conductor is stripped in a single operation and is crimped with a ferrule to a high standard of quality
– The extraction forces conform to the requirements of IEC/EN 60999 and IEC/EN 60947

Other key features of the automatic device are as follows:

– Robust design
– Quick change of cross section without the need for additional adjustments
– Quantity counter
– Suitable for bulk processing

Conductor cross section of 4 / 6 / 10 mm²

Technical data

Dimensions		Width	Length	Height
	[mm]	**240**	**490**	**390**
General data				
Weight	[kg]	29		
Power supply	[V]	100 ... 240		
Air consumption per compression	[l]	1.2		
Working cycle	[s]	1.5		
Compression		trapezoidal		

Ordering data

Description	Type	Order No.	Pcs. / Pkt.
Stripping and crimping machine, 100 - 230 V version, electro-pneumatic, for loose ferrules with insulating collar, 4 mm², 6 mm², and 10 mm², without conversion kit	**CF 1000-10**	**1212456**	1

Accessories

Conversion kit, complete, for CF 1000-10, for loose ferrules with insulating collar			
4 mm², stripping length: 10 - 12 mm	**CF 1000-10-TOOLKIT 4/10-12**	**1212458**	1
6 mm², 12 mm stripping length	**CF 1000-10-TOOLKIT 6/12**	**1212459**	1
10 mm², 12 mm stripping length	**CF 1000-10-TOOLKIT 10/12**	**1212460**	1
Spare knife, V-form, for CF 1000	**CF 1000 EM**	**1205215**	1
Protective cover, for CF 1000	**CF 1000-COVER**	**1208306**	1

Installation and mounting material - CABINET add-on

The installation of switchgear and control cabinets need not be time-consuming and occupy a large amount of space if suitable mounting devices are used and the right tool is selected. We offer a comprehensive range of products for this.

The CABINET add-on range includes mounting material and mounting devices for all aspects of control cabinet installation. DIN rails and end brackets, for example, ensure the secure attachment of electrical connecting elements and components inside the control cabinet.

Additional security is assured by cover profiles, while shield connection clamps enable EMC-compliant wiring.

The cable management product range spans from the innovative CES space- and cost-saving cable entry system, across the extensive range of cable protection systems and cable ducts, right up to cable binders for every application.

Product range overview

Installation and mounting material 484

Component mounting

NS 15, NS 35, and NS 32 DIN rails 486
End brackets for DIN rails 498
Marking for terminal strips 500
Brackets for mounting on DIN rails 502
Adapter and support 503

Busbars

Neutral busbar 508
Power and branch terminal blocks 509
Connection terminal blocks for busbars 510

Connection terminal blocks and sockets

Europe connectors 512
Junction box connectors 516
Sockets 518

Shielding 520

Shield connection clamps 522
Supports 524

Cable management

CES cable entry system 532

Cable routing 542

Cable ducts 543
Scissors and cutters 546
Cable clamps for DIN rail 547

Cable protection

Protective hoses and screw connections 548
Accessories 566

Cable bundling

Cable binders 572



You can save time when securing electrical connections and components in switchgear by using suitable mounting devices. By combining the mounting accessories appropriately, you can make optimum use of the space inside the control cabinet. DIN rails form the basis for the "insides" of the control cabinet. They ensure that the DIN rail-mountable components are held securely. Phoenix Contact offers a wide range of standardized rails made from various materials. On request, they can be supplied cut to length and with pre-drilled holes. The range is rounded off by cable clamps and corresponding rails.

End brackets are used for a secure lateral hold on the components, especially in the event of jolts and vibrations in the systems. Depending on the application, they must either be fastened using screws or can simply be snapped onto the DIN rails as in the case of the CLIPFIX series. Marker carriers can be snapped onto the end brackets for greater clarity and to create a visual distinction between individual terminal strip blocks.

There is a wide range of cover profiles to ensure the necessary level of safety.
The wide choice of cable ducts provides users with flexible and straightforward cable installation solutions that simply involve breaking out the lateral segments without the need for tools.
The assembly material is rounded off by installation materials that include pick-off terminal blocks, Europe connectors, and junction box connectors.



For control cabinet engineering applications, the key features of the NS 15 and NS 35 DIN rails are their high degree of dimensional accuracy and double surface tempering. They are galvanized and feature thick layer passivation, which makes them RoHS compliant.



Used in conjunction with the NS 15 and NS 35 DIN rails, the end brackets ensure that the components remain securely attached to the rails. A comprehensive range of end brackets is available for specific applications.

Cover profiles are used to cover live parts and also provide protection against accidental actuation of terminal points or disconnect terminal blocks.



Phoenix Contact offers various connection terminal blocks, branch terminal blocks, and power terminal blocks for busbars in switchgear and control gear.

The wide range of Europe terminal blocks includes terminal blocks with and without wire protection. The individual positions can be separated easily by twisting without the need for tools. The push-in connection technology of the junction box connector series means that solid conductors or conductors with ferrules can be inserted into the terminal point with ease. Low insertion forces and high pull-out forces ensure a secure connection.

The rail-mountable socket in a standard format is as much a must in modern switchgear as in simple distributors. The socket is mounted in an exposed position to allow assembly tools, service devices, and other electrical equipment to be installed conveniently.

DIN rails NS 15, flat design

– The design of the DIN rails complies with European standard EN 60715
– Particular attention has been paid to a high degree of dimensional accuracy and surface tempering
– All DIN rails are also available cut to length

The DIN rails are available with various surface coatings and are suitable for the following applications:
– Zinc plated, for indoor applications
– White passivated, for indoor applications
– Zinc plated and thick layer passivated, for indoor and protected outdoor applications
– Aluminum; as a result of their improved conductivity, these versions can also be used as PEN busbars

Notes:

For dimensional drawings and ordering examples, see page 497.

For PPS ... DIN rail profile cutters, see page 372.

[1]) Please specify the desired length in millimeters when placing your order. See order example.

[2]) Please specify the desired length and borehole when placing your order. See order example.

Unperforated, zinc plated, and thick layer passivated

	Technical data
General data	
Material / coating	Steel / galvanized, thick layer passivated

Ordering data

Description	Color	Type	Order No.	Pcs. / Pkt.
DIN rail, unperforated, in accordance with EN 60715 - 15 x 5.5 mm, galvanized and thick layer passivated, supply length: 2 m	silver	**NS 15 UNPERF 2000MM**	**1401695**	5
DIN rail, unperforated in accordance with EN 60715 - 15 x 5.5 mm, galvanized and thick layer passivated, cut to length according to customer specifications[1])	silver	**NS 15 UNPERF/...**	**1208089**	1
DIN rail, unperforated in acc. with EN 60715 - 15 x 5.5 mm, galvanized and thick layer passivated, cut to length acc. to customer specifications and provided with mounting holes[2])	silver	**NS 15 UNPERF/SO/...**	**1208092**	1
DIN rail, perforated, in accordance with EN 60715 - 15 x 5.5 mm, galvanized and thick layer passivated, supply length: 2 m	silver			
DIN rail, perforated in accordance with EN 60715 - 15 x 5.5 mm, galvanized and thick layer passivated, cut to length according to customer specifications[1])	silver			
DIN rail, perforated, dimensions according to EN 60715 - 15 x 5.5 mm, white passivated, flat design, supply length: 2 m	white			
DIN rail, perforated, dimensions in acc. with EN 60715 - 15 x 5.5 mm, supply length: 2 m, **material: aluminum**	silver			

Perforated, zinc plated, and thick layer passivated

Perforated, white passivated

Perforated, aluminum

Technical data

Steel / galvanized, passivated with a thick layer

Ordering data

Type	Order No.	Pcs. / Pkt.
NS 15 PERF 2000MM	1401682	5
NS 15 PERF/...	1208102	1

Technical data

Steel / galvanized, white passivated

Ordering data

Type	Order No.	Pcs. / Pkt.
NS 15 WH PERF 2000MM	1204096	5

Technical data

Aluminum / uncoated

Ordering data

Type	Order No.	Pcs. / Pkt.
NS 15 AL PERF 2000MM	1401763	5

NS 15 DIN rails, flat design

Notes:
For dimensional drawings and ordering examples, see page 497.
For PPS ... DIN rail profile cutters, see page 372.
[1]) Please specify the desired length in millimeters when placing your order. See order example.
[2]) Please specify the desired length and borehole when placing your order. See order example.



Unperforated, zinc plated, and thick layer passivated

– The design of the DIN rails complies with European standard EN 60715
– Particular attention has been paid to a high degree of dimensional accuracy and surface tempering
– All DIN rails are also available cut to length

The DIN rails are available with various surface coatings and are suitable for the following applications:
– Zinc plated, for indoor applications
– White passivated, for indoor applications
– Zinc plated and thick layer passivated, for indoor and protected outdoor applications
– Aluminum; as a result of their improved conductivity, these versions can also be used as PEN busbars

Technical data

General data	
Material / coating	Steel / galvanized, thick layer passivated

Ordering data

Description	Color	Type	Order No.	Pcs. / Pkt.
DIN rail, unperforated, in acc. with EN 60715 - 35 x 7.5 mm, galvanized and thick layer passivated, flat design, supply length: 2 m	silver	**NS 35/ 7,5 UNPERF 2000MM**	**0801681**	5
DIN rail, unperforated in accordance with EN 60715 - 35 x 7.5 mm, galvanized and thick layer passivated, flat design, cut to length according to customer specifications[1])	silver	**NS 35/ 7,5 UNPERF/...**	**1208115**	1
DIN rail, unperforated in accordance with EN 60715 - 35 x 7.5 mm, galvanized and thick layer passivated, flat design, cut to length according to customer specifications and provided with mounting holes[2])	silver	**NS 35/ 7,5 UNPERF/SO/...**	**1208128**	1
DIN rail, unperforated, dimensions according to EN 60715 - 35 x 7.5 mm, white passivated, flat design, supply length: 2 m	white			
DIN rail, unperforated, dimensions in acc. with EN 60715 - 35 x 7.5 mm, galvanized, flat design, supply length: 2 m	silver			
DIN rail, unperforated, dimensions in acc. with EN 60715 - 35 x 7.5 mm, flat design, supply length: 2 m, **Material: copper**	copper-colored			

Accessories

DIN rail end piece for DIN rail NS35/7,5	**NS 35/ 7,5 CAP**	**1206560**	100

N



Unperforated, white passivated

Unperforated, zinc plated

Unperforated, copper

Technical data

Steel / galvanized, white passivated

Ordering data

Type	Order No.	Pcs. / Pkt.
NS 35/ 7,5 WH UNPERF 2000MM	1204122	5

Accessories

NS 35/ 7,5 CAP	1206560	100

Technical data

Steel / galvanized

Ordering data

Type	Order No.	Pcs. / Pkt.
NS 35/ 7,5 ZN UNPERF 2000MM	1206434	5

Accessories

NS 35/ 7,5 CAP	1206560	100

Technical data

Copper / uncoated

Ordering data

Type	Order No.	Pcs. / Pkt.
NS 35/ 7,5 CU UNPERF 2000MM	0801762	5

Accessories

NS 35/ 7,5 CAP	1206560	100

NS 35 DIN rails, flat design

Notes:
For dimensional drawings and ordering examples, see page 497.
For PPS ... DIN rail profile cutters, see page 372.

Unperforated, aluminum

Unperforated, stainless steel

		Technical data			Technical data		
General data							
Material / coating		Aluminum / uncoated			Stainless steel V2A / uncoated		
		Ordering data			**Ordering data**		
Description	Color	**Type**	**Order No.**	Pcs. / Pkt.	**Type**	**Order No.**	Pcs. / Pkt.
DIN rail, unperforated, dimensions in acc. with EN 60715 - 35 x 7.5 mm, flat design, supply length: 2 m, **Material: aluminum**	silver	**NS 35/ 7,5 AL UNPERF 2000MM**	**0801704**	5			
DIN rail, unperforated, dimensions in acc. with EN 60715 - 35 x 7.5 mm, flat design, supply length: 2 m, **Material: stainless steel V2A**	silver				**NS 35/ 7,5 V2A UNPERF 2000MM**	**0801377**	5
		Accessories			**Accessories**		
DIN rail end piece for DIN rail NS35/7,5		**NS 35/ 7,5 CAP**	**1206560**	100	**NS 35/ 7,5 CAP**	**1206560**	100

NS 35 DIN rails, flat design, perforated

Notes:
For PPS ... DIN rail profile cutters, see page 372
[1]) Please specify the desired length in millimeters when placing your order. See order example.

Perforated, zinc plated, and thick layer passivated

Perforated, zinc plated

		Technical data			Technical data		
General data							
Material / coating		Steel / galvanized, thick layer passivated			Steel / galvanized		
		Ordering data			**Ordering data**		
Description	Color	**Type**	**Order No.**	Pcs. / Pkt.	**Type**	**Order No.**	Pcs. / Pkt.
DIN rail, perforated, in acc. with EN 60715 - 35 x 7.5 mm, galvanized and thick layer passivated, flat design, supply length: 2 m	silver	**NS 35/ 7,5 PERF 2000MM**	**0801733**	5			
DIN rail, perforated, in accordance with EN 60715 - 35 x 7.5 mm, galvanized and thick layer passivated, flat design, for cabinet width / depth of 0.8 m							
Length: 755 mm	silver	**NS 35/ 7,5 PERF 755MM**	**1207640**	10			
For cabinet width / depth of 1.2 m, supply length: 1155 mm	silver	**NS 35/ 7,5 PERF 1155MM**	**1207666**	10			
DIN rail, perforated in accordance with EN 60715 - 35 x 7.5 mm, galvanized and thick layer passivated, flat design, cut to length according to customer specifications[1])	silver	**NS 35/ 7,5 PERF/...**	**1208131**	1			
DIN rail, perforated, dimensions in acc. with EN 60715 - 35 x 7.5 mm, galvanized, flat design, supply length: 2 m	silver				**NS 35/ 7,5 ZN PERF 2000MM**	**1206421**	5
DIN rail, perforated, in accordance with EN 60715 - 35 x 7.5 mm, galvanized and thick layer passivated, flat design, for cabinet width / depth of 0.8 m							
Length: 755 mm	silver	**NS 35/ 7,5 PERF 755MM**	**1207640**	10			
		Accessories			**Accessories**		
DIN rail end piece for DIN rail NS35/7,5		**NS 35/ 7,5 CAP**	**1206560**	100	**NS 35/ 7,5 CAP**	**1206560**	100

NS 35 DIN rails, tall design

N

Notes:
For dimensional drawings and ordering examples, see page 497.
For PPS ... DIN rail profile cutters, see page 372.
1) Please specify the desired length in millimeters when placing your order. See order example.
2) Please specify the desired length and borehole when placing your order. See order example.



Unperforated, zinc plated, and thick layer passivated



Unperforated, white passivated

	Technical data	Technical data
General data		
Material / coating	Steel / galvanized, thick layer passivated	Steel / galvanized, white passivated

		Ordering data			Ordering data		
Description	Color	Type	Order No.	Pcs. / Pkt.	Type	Order No.	Pcs. / Pkt.
DIN rail, unperforated, in acc. with EN 60715 - 35 x 15 mm, galvanized and thick layer passivated, tall design, supply length: 2 m	silver	**NS 35/15 UNPERF 2000MM**	**1201714**	5			
DIN rail, unperforated in accordance with EN 60715 - 35 x 15 mm, galvanized and thick layer passivated, tall design, cut to length according to customer specifications[1])	silver	**NS 35/15 UNPERF/...**	**1208144**	1			
DIN rail, unperforated in accordance with EN 60715 - 35 x 15 mm, galvanized and thick layer passivated, tall design, cut to length according to customer specifications and provided with mounting holes[2])	silver	**NS 35/15 UNPERF/SO/...**	**1208157**	1			
DIN rail, unperforated, similar to EN 60715 - 35 x 15 mm, 1.5 mm thick, white passivated, tall design, supply length: 2 m	white				**NS 35/15 WH UNPERF 2000MM**	**1204135**	5
DIN rail, unperforated similar to EN 60715 - 35 x 15 mm, 1.5 mm thick, tin-plated, tall design, supply length: 2 m	silver						
DIN rail, unperforated similar to EN 60715 - 35 x 15 mm, 1.5 mm thick, tall design, supply length: 2 m, **material: copper**	copper-colored						
DIN rail, unperforated in accordance with EN 60715 - 35 x 15 mm, 2.3 mm thick, galvanized and thick layer passivated, tall design, for universal cut, supply length: 2 m	silver						
		Accessories			**Accessories**		
for DIN rail NS35/15		**NS 35/15 CAP**	**1206573**	100	**NS 35/15 CAP**	**1206573**	100

Unperforated, zinc plated

Unperforated, copper

Unperforated, zinc plated, and thick layer passivated, material thickness 2.3 mm

Technical data

Steel / galvanized

Ordering data

Type	Order No.	Pcs. / Pkt.
NS 35/15 ZN UNPERF 2000MM	1206586	5

Accessories

NS 35/15 CAP	1206573	100

Technical data

Copper / uncoated

Ordering data

Type	Order No.	Pcs. / Pkt.
NS 35/15 CU UNPERF 2000MM	1201895	5

Accessories

NS 35/15 CAP	1206573	100

Technical data

Steel / galvanized, thick layer passivated

Ordering data

Type	Order No.	Pcs. / Pkt.
NS 35/15-2,3 UNPERF 2000MM	1201798	5

Accessories

NS 35 DIN rails, tall design, perforated

– The design of the DIN rails complies with European standard EN 60715
– Particular attention has been paid to a high degree of dimensional accuracy and surface tempering
– All DIN rails are also available cut to length

The DIN rails are available with various surface coatings and are suitable for the following applications:
– Zinc plated, for indoor applications
– White passivated, for indoor applications
– Zinc plated and thick layer passivated, for indoor and protected outdoor applications
– Aluminum and copper. As a result of their improved conductivity, these versions can also be used as PEN busbars

Notes:

For dimensional drawings and ordering examples, see page 497.

For PPS ... DIN rail profile cutters, see page 372.

[1]) Please specify the desired length in millimeters when placing your order. See order example.

Perforated, zinc plated, and thick layer passivated

Technical data

General data	
Material / coating	Steel / galvanized, thick layer passivated

Ordering data

Description	Color	Type	Order No.	Pcs. / Pkt.
DIN rail, perforated, in acc. with EN 60715 - 35 x 15 mm, galvanized and thick layer passivated, tall design, supply length: 2 m	silver	**NS 35/15 PERF 2000MM**	**1201730**	5
DIN rail, perforated, in accordance with EN 60715 - 35 x 15 mm, galvanized and thick layer passivated, tall design, for cabinet width / depth of 0.8 m				
Length: 755 mm	silver	**NS 35/15 PERF 755MM**	**1207679**	10
For cabinet width / depth of 1.0 m, supply length: 955 mm	silver	**NS 35/15 PERF 955MM**	**1207682**	10
For cabinet width / depth of 1.2 m, supply length: 1155 mm	silver	**NS 35/15 PERF 1155MM**	**1207695**	10
DIN rail, perforated in accordance with EN 60715 - 35 x 15 mm, galvanized and thick layer passivated, tall design, supply length: 2 m, cut to length according to the customer specifications[1])	silver	**NS 35/15 PERF/...**	**1208160**	1
DIN rail, perforated, according to EN 60715 - 35 x 15 mm, white passivated, tall design, supply length: 2 m	white			
DIN rail, perforated similar to EN 60715 - 35 x 15 mm, 1.5 mm thick, tin-plated, tall design, supply length: 2 m	silver			



Perforated, white passivated

Unperforated, zinc plated

Technical data
Steel / galvanized, white passivated

Ordering data		
Type	Order No.	Pcs. / Pkt.
NS 35/15 WH PERF 2000MM	0806602	5

Technical data
Steel / galvanized

Ordering data		
Type	Order No.	Pcs. / Pkt.
NS 35/15 ZN PERF 2000MM	1206599	5

NS 32 DIN rails

Notes:

For PPS ... DIN rail profile cutters, see page 372.

Unperforated, galvanized, and thick layer passivated

Technical data

General data	
Material / coating	Steel / galvanized, thick layer passivated

Ordering data

Description	Color	Type	Order No.	Pcs. / Pkt.
DIN rail, unperforated, in accordance with EN 60715 - G32, supply length: 2 m, galvanized and thick layer passivated	silver	**NS 32 UNPERF 2000MM**	**1201015**	5
DIN rail, perforated, in accordance with EN 60715 - G32, galvanized and thick layer passivated, supply length: 2 m	silver	**NS 32 PERF 2000MM**	**1201002**	5

NS 35 DIN rails, tall design that supports the use of slide nuts

- The NS 35/15 AL DIN rail has been designed to accommodate GLM ... slide nuts
- The slide nuts even allow components without an additional snap-on foot to be mounted

Notes:

For dimensional drawings and ordering examples, see page 497.

NS 35, 15 mm high DIN rail with slide nut guide

Technical data

Dimensions	Width	Length	Height
[mm]	**35**	**2000**	**15**
General data			
Material	Aluminum		

Ordering data

Description	Color	Type	Order No.	Pcs. / Pkt.
DIN rail, unperforated similar to EN 60715 - 35 x 15 mm, deep-drawn, tall design, with slide nut guide, supply length: 2 m	silver	**NS 35/15 AL UNPERF 2000MM**	**1201756**	5
DIN rail, unperforated similar to EN 60715 - 35 x 15 mm, deep-drawn, tall design, with slide nut guide, cut to length according to customer specifications	silver	**NS 35/15 AL UNPERF/...**	**1210213**	1
Slide nut, for DIN rail NS 35/15-AL, for fixing devices, **material: steel**				
M4	silver	**GLM 4**	**1201769**	100
M5	silver	**GLM 5**	**1201772**	100
M6	silver	**GLM 6**	**1201785**	100

Example configuration for NS 35/15 UNPERF/SO/...:

(minimum order quantity 20 units)

When ordering 20 unperforated NS 35/15 DIN rails with 6 mm ø end holes at both ends (as 20 mm elongated holes, the hole center of which is 50 mm from the end of the rail) with a length of 550 mm, the following information must be given:

Pcs.	Order No.	Length in mm	Dim. A	Dim. B	Dim. C
20	1208157	550	6	50	20

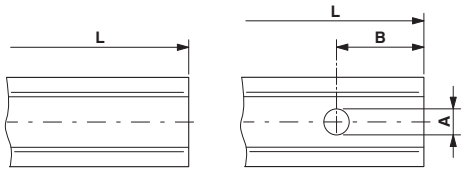

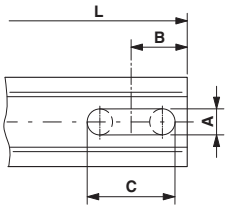

Example configuration for NS 35/7,5 UNPERF/...:

(minimum order quantity 20 units)

When ordering 20 unperforated NS 35/7,5 DIN rails without end holes with a length of 1750 mm, the following information must be given:

Pcs.	Order No.	Length in mm
20	1208115	1750

L = length
A = hole diameter [mm]
B = distance between end and hole center [mm]
C = length of elongated hole [mm]
The following dimensions are possible:
Round hole: C = 0
Elongated hole: C = 10, 15, 20 or 25 mm

Dimensional drawings for DIN rails

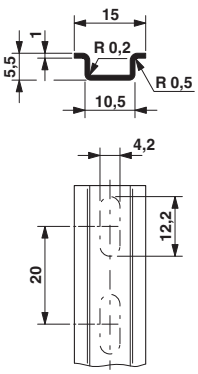

NS 15

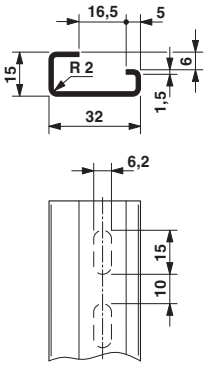

NS 32

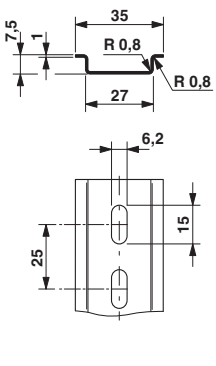

NS 35/7,5

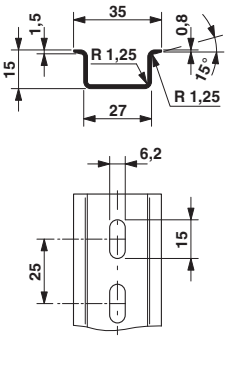

NS 35/15

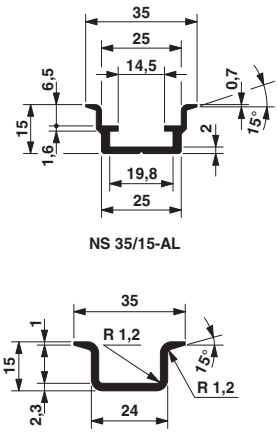

NS 35/15-AL

NS 35/15-2,3

Snap-on end bracket, for NS 15 and NS 35 DIN rails

- Phoenix Contact has engineered its CLIPFIX end brackets to maintain a secure grip on the various DIN rail systems
- Design width of just 5.2 mm
- Parking facility for bridges and plugs
- Large area for labeling

End bracket for NS 15 DIN rail

End bracket for NS 35 DIN rail

	Technical data			Technical data		
Dimensions	Width	Length	Height	Width	Length	Height
[mm]	**5.2**	**22**	**22.6**	**5.15**	**48.5**	**35**
General data						
Material	PA			PA		
Inflammability class according to UL 94	V2			V2		

Description	Color	Ordering data: Type	Order No.	Pcs. / Pkt.	Ordering data: Type	Order No.	Pcs. / Pkt.
End bracket, for snapping onto NS 15, 5.2 mm wide, labeling with ZB 5 and ZBF 5, KLM, parking facilities for bridges and test accessories	gray	**CLIPFIX 15**	**3022263**	50			
End bracket, for snapping onto NS 35, 5.15 mm wide, can be marked with ZB 5 and UCT-EM (30X5), parking option for bridges and test plugs	gray				**CLIPFIX 35-5**	**3022276**	50
End bracket, for snapping onto NS 35, 9.5 mm wide, can be labeled	gray				**CLIPFIX 35**	**3022218**	50

Screw-on end bracket, for NS 35 and NS 32 DIN rails

- With universal foot for NS 35 and NS 32 DIN rails
- Tall and flat designs
- Large area for labeling

For NS 35 and NS 32 DIN rails

For multi-level terminal blocks on NS 35 and NS 32 DIN rails

	Technical data			Technical data		
Dimensions	Width	Length	Height	Width	Length	Height
[mm]	**9.5**	**50.5**	**35.3**	**10**	**55.5**	**50**
General data						
Material	PA			PA		
Tightening torque [Nm]	0.4 - 0.5			0.4 - 0.5		
Inflammability class according to UL 94	V2			V2		

Description	Color	Ordering data: Type	Order No.	Pcs. / Pkt.	Ordering data: Type	Order No.	Pcs. / Pkt.
End bracket, to screw on, for NS 35 and NS 32, can be labeled with ZB 6, KLM, KLM-A, and UBE	gray	**E/UK**	**1201442**	50			
Universal end bracket, to screw on, for NS 35 and NS 32, for supporting the ends of double-level and three-level terminal blocks, can be labeled with ZB 10	gray				**E/UK 1**	**1201413**	50

Screw-on end bracket, for NS 15 DIN rail

The E/MBK end bracket has been specially designed for the MBK miniature IEC terminal blocks.
– Can be screwed onto NS 15 DIN rails
– Can be mounted directly on the mounting plate as an MBK terminal block base
– Large area for labeling

For miniature IEC terminal blocks on NS 15 DIN rail

For NS 15 DIN rail

		Technical data			Technical data		
Dimensions		Width	Length	Height	Width	Length	Height
	[mm]	**6.1**	**22**	**11.4**	**6.1**	**21.2**	**18**
General data							
Material		PA			PA		
Tightening torque	[Nm]	0.4 - 0.5			0.4 - 0.5		
Inflammability class according to UL 94		V2			V2		

Description	Color	Type	Order No.	Pcs. / Pkt.	Type	Order No.	Pcs. / Pkt.
End bracket, for snapping onto NS 15, for slide-on miniature terminal blocks, can be fastened with a screw, can be labeled with KLM 1	gray	**E/MBK**	**1401637**	100			
End bracket, for screwing onto NS 15, 6.1 mm wide, can be fastened with a screw, can be labeled with KLM 1	gray				**E/MK 1**	**1421659**	100

Screw-on end bracket, for NS 35 DIN rail

– The E/AL-NS 35 provides optimum support for large terminal blocks and devices
– Large area for labeling

For NS 35 DIN rail

For terminal blocks from 50 mm² on NS 35 DIN rails

		Technical data			Technical data		
Dimensions		Width	Length	Height	Width	Length	Height
	[mm]	**9.5**	**48.6**	**32.8**	**10**	**59**	**44**
General data							
Material		PA			Aluminum		
Tightening torque	[Nm]	0.4 - 0.5			0.4 - 0.5		
Inflammability class according to UL 94		V2			-		

Description	Color	Type	Order No.	Pcs. / Pkt.	Type	Order No.	Pcs. / Pkt.
End bracket, for screwing onto NS 35, can be equipped with terminal strip marker KLM-A or ZB 8	gray	**E/NS 35 N**	**0800886**	50			
Aluminum end bracket, for screwing on, for end support of 50 - 300 mm² terminal blocks, can be labeled with ZB 10, for mounting on NS 35...	silver				**E/AL-NS 35**	**1201662**	10

Component mounting

Marking for terminal strips

- The KLM has been specially developed for the CLIPFIX end brackets
- The precise engagement mechanism allows infinite adjustment of the labeling area height
- The KLM 3-L is suitable for multi-level terminal blocks and can be cut at two defined points

For CLIPFIX end brackets, can be labeled with snap-on label

For CLIPFIX end brackets, can be labeled with label

		Technical data			Technical data		
Dimensions		Width	Length	Height	Width	Length	Height
	[mm]	**12.5**	**22**	**42**	**10**	**22**	**27**
General data							
Material		PA			PA		
Inflammability class according to UL 94		V2			V2		
Temperature range	[°C]	-40 ... 100			-40 ... 100		
Components		Halogen-free			Halogen-free		

Description	Color	Ordering data: Type	Order No.	Pcs. / Pkt.	Ordering data: Type	Order No.	Pcs. / Pkt.
Terminal strip marker, adjustable height, for CLIPFIX ... end bracket, can be labeled with SS-ZB Lettering field size: 20 x 8 mm	gray	**KLM 2**	**0807575**	100			
Terminal strip marker, adjustable height, for CLIPFIX ... end bracket, can be labeled with EML (20x8) label or with B-STIFT or X-PEN	gray				**KLM 3**	**0811969**	100
Can be cut to length	gray				**KLM 3-L**	**0814788**	100

Marking for terminal strips

For E/MK and E/MBK end brackets

For E/UK and CLIPFIX 35 end brackets

		Technical data	Technical data
General data			
Material		ABS	ABS
Inflammability class according to UL 94		HB	HB
Temperature range	[°C]	-40 ... 80	-40 ... 80
Components		free from silicone and halogen	free from silicone and halogen

Description	Color	Ordering data: Type	Order No.	Pcs. / Pkt.	Ordering data: Type	Order No.	Pcs. / Pkt.
Terminal strip markers, for E/MK, E/MK 1, and E/MBK end bracket, lettering field: 24 x 4 mm	transparent	**KLM 1**	**1004319**	100			
Terminal strip markers, for E/UK or CLIPFIX 35 end brackets, lettering field: 25 x 6 mm	transparent				**KLM**	**1004306**	100
Accessories							
Insert strips for thermal transfer printers, 5000 labels p. roll Lettering field size: 24 x 4 mm, 5000 labels per roll	white	**EMT (24X4)R**	**0816265**	1			
Lettering field size: 25 x 6 mm, 5000 labels per roll	white				**EMT (25X6)R**	**0817264**	1

Marking for terminal strips

Notes:

[1]) Please specify the required marking with order.

For E/UK, E/NS 35 N,
and CLIPFIX 35 end brackets

For end bracket and DIN rail mounting

		Technical data	Technical data
General data			
Material		ABS	PA
Inflammability class according to UL 94		HB	V2
Temperature range	[°C]	-40 ... 80	-40 ... 100
Components		free from silicone and halogen	free from silicone and halogen

		Ordering data			Ordering data		
Description	Color	Type	Order No.	Pcs. / Pkt.	Type	Order No.	Pcs. / Pkt.
Terminal strip markers, for strip marking, adjustable height, for use with E/UK, E/NS 35 N or CLIPFIX 35 end brackets, lettering field: 44 x 7 mm	transparent	**KLM-A**	**1004348**	100			
Terminal strip marker carriers, for marking terminal groups, for E/UK end bracket, lettering field: 40 x 17 mm Hood material: PE	gray				**UBE**	**0800310**	10
Terminal strip marker carrier, for marking terminal block groups, for assembly on NS 32... or NS 35... DIN rail, lettering field size: 40 x 17 mm Hood material: PE	gray				**UBE/D**	**0800307**	10

		Accessories			Accessories		
Insert strip for thermal transfer printer, for UBE/D or UBE terminal strip marker Lettering field size: 40 x 17 mm, 2300 labels p. roll	white				**EMT (40X17)R**	**0817293**	1
Insert strip for laser printer, perforated, for KLM-A terminal strip marker Lettering field size: 44 x 7 mm	white	**ESL 44X 7**	**0808244**	10			
Lettering field size: 40 x 17 mm, 1 sheet = 56 labels	white				**ESL 40X17**	**0808095**	10
Special printing insert strips, marking according to customer requirements[1]) Lettering field size: 44 x 7 mm	white	**ESL 44X 7 CUS**	**0824404**	1			
Lettering field size: 40 x 17 mm, 1 sheet = 56 labels	white				**ESL 40X17 CUS**	**0824403**	1

Angled brackets for fixing DIN rails

– The BG/S brackets can be used to fix DIN rails at a distance from the mounting surface
– 30° tilt angle

Angled bracket, low

Angled bracket, high

	Technical data			Technical data		
Dimensions	Width	Length	Height	Width	Length	Height
[mm]	**19.7**	**87**	**35.4**	**20**	**84**	**46**
General data						
Material	Steel			Steel		

		Ordering data			Ordering data		
Description	Color	**Type**	**Order No.**	Pcs. / Pkt.	**Type**	**Order No.**	Pcs. / Pkt.
Angled bracket, for fixing DIN rails at an angle of 30°, with M6 screw, galvanized and thick layer passivated	silver	**BG/S**	**1201086**	10	**BG/SH**	**1201099**	10
Angled brackets, with DIN rail limit stop, for fixing DIN rails at an angle of 30°, with M6 screw, galvanized and thick layer passivated	silver	**BG/SA**	**1201604**	10	**BG/SHA**	**1201594**	10

Flat brackets for fixing DIN rails

– The BG/F brackets can be used to fix DIN rails at a distance from the mounting surface

Flat brackets with lugs

Flat brackets without lugs

	Technical data			Technical data		
Dimensions	Width	Length	Height	Width	Length	Height
[mm]	**20**	**84**	**12**	**20**	**37**	**15**
General data						
Material	Steel			Steel		

		Ordering data			Ordering data		
Description	Color	**Type**	**Order No.**	Pcs. / Pkt.	**Type**	**Order No.**	Pcs. / Pkt.
Flat bracket, for fixing DIN rails 12 mm above the base, with M6 screw, galvanized and thick layer passivated	silver	**BG/F**	**1201060**	10			
Flat bracket, is screwed with DIN rails 15 mm above the base, fixing hole: 6.5 mm Ø, galvanized and thick layer passivated	silver				**BG/F 1**	**1201112**	10

Universal adapter

– The universal adapters are used to secure and hold electrical or electronic switching devices
– They allow fully insulated mounting of components or DIN rails

For NS 35 and NS 32 DIN rails

		Technical data		
Dimensions		Width	Length	Height
	[mm]	**10**	**42.6**	**19**
General data				
Material		PA		
Inflammability class according to UL 94		V2		

Description	Color	Type	Order No.	Pcs. / Pkt.
Universal rail adapter, for NS 35... or NS 32... DIN rail, for accommodation of switching devices, 10 mm wide				
For M3 screws	gray	**USA 10**	**1201578**	10
For M5 screws	gray	**USA 10/4,6**	**1202713**	10

Mounting accessories

– The support can be used for totally insulated DIN rail support
– The NS 35/... CAP end caps can be attached to the ends of NS 35/7,5 and NS 35/15 DIN rails

Support, insulated

Protective caps for DIN rails

		Technical data			Technical data		
Dimensions		Width	Length	Height	Width	Length	Height
	[mm]	**38**	**35**	**21**	**7**	**37.5**	**9**
General data							
Material		PA			PP		
Inflammability class according to UL 94		V2			HB		

Description	Color	Type	Order No.	Pcs. / Pkt.	Type	Order No.	Pcs. / Pkt.
Support, for fixing DIN rails 21 mm above the mounting surface, with M6 screw, countersunk fixing hole 6.1 mm Ø, can also be used for protective insulation of terminal strips	gray	**AB/NS**	**1201141**	10			
DIN rail end piece							
for DIN rail NS35/7.5	gray				**NS 35/ 7,5 CAP**	**1206560**	100
for DIN rail NS35/15	gray				**NS 35/15 CAP**	**1206573**	100

Cover profiles



Cover profile and hood, sealable

- Cover profiles provide protection against unauthorized use of terminal strips
- This profile has been specially adapted to the contour of the measuring transducer disconnect terminal blocks
- The cover can be securely snapped onto the corresponding APH−ME end brackets and sealed as an option
- The AH-ME cover, which is enclosed on all sides, is snapped onto the end brackets and can be optionally sealed

	Technical data
General data	
Material	PVC
Temperature range [°C]	-15 ... 65

Description	Color	Type		Order No.	Pcs. / Pkt.
Cover profile, supply length 1 m	transparent	**AP-ME**	**METER**	**3034361**	10
Cover profile, please specify the desired length in cm	transparent	**AP-ME CM**		**3034345**	1
Covering hood, for the contact and dust-protected encapsulation of the components	transparent	**AH-ME**		**3240265**	5

Holder for AP−ME cover profiles

- The APH−ME end bracket is used in conjunction with the AP−ME cover
- It provides facilities for retaining FBS ...−8 plug-in bridges and is optionally sealable
- The APT−ME holder serves as a partition plate or intermediate support in the case of long terminal strips

Cover profile end bracket, sealable

Cover profile holder

		Technical data	Technical data
General data			
Material		PA	PA
Inflammability class according to UL 94		V2	V2
Temperature range	[°C]	-40 ... 115	-40 ... 115

Description	Color	Type	Order No.	Pcs. / Pkt.	Type	Order No.	Pcs. / Pkt.
End bracket, for AP-ME cover profile, sealable, with storage option for plug-in bridges	gray	**APH-ME**	**3034374**	10			
Holder, for AP-ME cover profile	gray				**APT-ME**	**3034358**	10

Cover profiles

– Cover profiles provide protection against unauthorized use of terminal strips
– Large-area labeling possible with AP-ES insert strips

Notes:

[1]) When ordering please specify the desired length in cm. Accuracy 1 mm.

Cover profile for mounting on a DIN rail

Cover profile for mounting on an end bracket

	Technical data	Technical data
General data		
Material	PVC	Polycarbonate PC
Inflammability class according to UL 94	V2	V2
Temperature range [°C]	-15 ... 65	-40 ... 115

Description	Color	Type	Order No.	Pcs. / Pkt.	Type	Order No.	Pcs. / Pkt.
Ordering data							
Cover profile, for terminal strips, can be labeled with AP-ES insert strips, cover profile carriers should be placed at the ends and at intervals of approx. 40 cm, maximum supply length: 1 m[1])							
Can be snapped onto AP 2-TU cover profile carrier	transparent	**AP 2 CM**	**5022889**	1			
Can be snapped onto AP 3-TU or AP 3-TNS 35	transparent	**AP 3 CM**	**5022876**	1			
Cover profile carrier, for mounting on NS 32 or NS 35/7,5 DIN rail, for fixing the AP cover profile, 2 mm thick, material: PA							
	gray	**AP 2-TU**	**5022630**	50			
	gray	**AP 3-TU**	**5022656**	50			
Sealable cover profile, for mounting on NS 35 DIN rail, for fixing the AP 3 cover profile, with plastic M5 knurled nut, space requirement: 13 mm							
	gray	**AP 3-TNS 35**	**5022672**	10			
U-shaped cover, inner dimensions: 100 x 38 mm, 2 mm thick, maximum supply length: 2.05 m, also required: 2 E/UK end brackets and 2 VAH cover holders, made acc. to length specifications[1])							
	transparent				**A/U CM**	**5021110**	1
Adjustable cover holder, for mounting covers (up to 3 mm thick), additional requirements: one E/UK or CLIPFIX 35 end bracket, material PA							
	gray				**VAH**	**1201468**	10
Accessories							
Insert strips, for group marking, for sliding into the AP 2 and AP 3 cover profile, cardboard, lettering field: 35 x 500 mm							
	white	**AP-ES**	**5022685**	10			

Cover profiles for UK terminal blocks

– Covering of live parts
– Protection against accidental actuation of terminal points or disconnect terminal blocks
– Protection against environmental influences
– Can be labeled

Single cover for UK terminal blocks

Technical data

General data		
Material		ABS
Inflammability class according to UL 94		HB
Temperature range	[°C]	-40 ... 80
Components		free from silicone and halogen

Ordering data

Description	Color	Type	Order No.	Pcs. / Pkt.
Single cover, for covering the UK 2,5 neutral terminal block, snap fit	transparent	**EA 4**	**0805360**	50
Single cover, for covering the UK 3 N, UK 5 N, UK 6 N, UK 4-FSR, UK 4FS/FS,UK 4-LOER terminal blocks, snap fit	transparent	**EA 5**	**1024014**	100
Single cover, for covering the UK 16 neutral terminal block, snap fit	transparent	**EA 7**	**1024250**	100
Single cover, for covering the UK 3 N, UK 5 N, UK 6 N, UK 4-FSR, UK 4FS/FS,UK 4-LOER terminal blocks, snap fit, black print: lightning flash	yellow	**EA 5-WS**	**1024085**	100
Single cover, for covering the UK 35, UIK 35 terminal block, cannot be labeled, snap fit	transparent	**EA 11**	**1024263**	50

Cover profiles

- Covering of live parts
- Protection against accidental actuation of terminal points or disconnect terminal blocks
- Protection against environmental influences
- Can be labeled

Cover profile, hinged for DIN rail mounting

Technical data

General data	
Material	Polycarbonate PC
Inflammability class according to UL 94	V2
Temperature range [°C]	-40 ... 115
Components	free from silicone and halogen

Ordering data

Description	Color	Type		Order No.	Pcs. / Pkt.
Holding profile, is snapped into the APK-TU cover holder, with groove for zack marker strip **ZB 5** up to **ZB 10**, length: 2 m	transparent	**APK 1**		**5022795**	10
Holding profile, is snapped into the APK-TU cover holder, with groove for zack marker strip **ZB 5** up to **ZB 10**, length: 2 m	gray	**APK-HP**	**2 METER**	**5022818**	2
Cover profile holder, 10 mm width, for mounting on NS 32 or NS 35/7,5, for fixing the holding profile APK-HP, can be labeled with **ZB 10** zack marker strip, material: PA	gray	**APK-TU**		**5022805**	10

Busbars

Neutral busbar

3 x 10 mm

6 x 6 mm

		Technical data			Technical data		
Dimensions		Width	Length	Height	Width	Length	Height
	[mm]	**10**	**1000**	**3**	**6**	**1000**	**6**
General data							
Material		Copper			Copper		

		Ordering data			Ordering data		
Description	Color	**Type**	**Order No.**	Pcs. / Pkt.	**Type**	**Order No.**	Pcs. / Pkt.
PEN conductor busbar, 3 x 10 mm, 1 m long, material: copper, tin-plated, nominal current: 140 A	silver	**NLS-CU 3/10 SN 1000MM**	**0402174**	10			
PEN conductor busbar, in accordance with DIN VDE 0611-4, 6 x 6 mm, 1 m long, material: copper, tin-plated, nominal current: 140 A	silver				**NLS-CU 6/ 6 SN 1000MM**	**0402161**	10

Supports for neutral busbars

There is a choice of three support frames available as support for busbars:
- The AB/SS for one rail
- The AB 2/SS for offset arrangement of neutral and (PE) busbars
- The lower ABN 2/SS

Notes:

For dimensional drawings, see www.phoenixcontact.net/products.

Support frame for SK shield connection terminal blocks

Support, multi-level, insulated

		Technical data			Technical data		
Dimensions		Width	Length	Height	Width	Length	Height
	[mm]	**19.4**	**23.4**	**21.7**	**19**	**42**	**48**
General data							
Material		PA			PA		
Inflammability class according to UL 94		V2			V2		

		Ordering data			Ordering data		
Description	Color	**Type**	**Order No.**	Pcs. / Pkt.	**Type**	**Order No.**	Pcs. / Pkt.
Support, insulated, with retaining screw, for 3 x 10 mm or 6 x 6 mm busbars	gray	**AB/SS**	**0404428**	10			
Double support, insulating material, optionally for use with 3 x 10 mm or 6 x 6 mm neutral busbar, height: 48 mm							
Height 48 mm	gray				**AB2/SS**	**0404431**	10
Height 36.8 mm	gray				**ABN 2/SS**	**0404460**	10
Triple support frame, made from insulating material	gray				**AB3/SS**	**0800086**	10

Power terminal blocks

10 (16) mm², 76 A, power terminal block

35 (35) mm², 125 A, power terminal block

		Technical data				Technical data			
Dimensions		Width	Length	Height		Width	Length	Height	
	[mm]	**8**	**40**	**36**		**12**	**40**	**37**	
Max. electrical data		$I_{max.}$ [A]		max. Ø [mm²]	AWG	$I_{max.}$ [A]		max. Ø [mm²]	AWG
		76		**0.5 - 16**	**20 - 6**	**125**		**0.75 - 35**	**18 - 2**
Rated data		IEC	UL/CUL	CSA	IEC/ EN 60079-7	IEC	UL/CUL	CSA	IEC/ EN 60079-7
Nominal current / cross section	[A] / [mm²]	57 / 10	- / -	-	-	125 / 35	- / -	-	-
Connection capacity		solid	stranded	Ferrule Without / with plastic sleeve		solid	stranded	Ferrule Without / with plastic sleeve	
1 conductor	[mm²]	0.5 - 16	0.5 - 10	0.5 - 16	0.5 - 10	0.75 - 35	0.75 - 35	0.75 - 35	0.75 - 35
Two conductors (of the same type)	[mm²]	0.5 - 10	0.5 - 10	0.5 - 10	-	0.75 - 10	0.75 - 10	0.75 - 10	-
General data									
Stripping length	[mm]	14				14			
Screw thread		M5				M6			
Tightening torque	[Nm]	2.5 - 3				3.2 - 3.7			

		Ordering data				Ordering data			
Description	Color	**Type**	I_{max}	**Order No.**	Pcs. / Pkt.	**Type**	I_{max}	**Order No.**	Pcs. / Pkt.
Power terminal block, copper, nickel-plated	aluminum	**EK 116**		**0401010**	10	**EK 135**		**0401023**	10

Branch terminal blocks



– A branch of flat copper busbars often has to be produced in switch systems
– This can be done easily with the branch terminal block because the terminal block can be attached and firmly clamped anywhere on a copper rail (up to max. 5 mm thick) later on

35 (35) mm², 125 A, branch terminal

		Technical data			
Dimensions		Width	Length	Height	
	[mm]	**12**	**40**	**36**	
Max. electrical data		$I_{max.}$ [A]		max. Ø [mm²]	AWG
		125		**0.75 - 35**	**18 - 2**
Rated data		IEC	UL/CUL	CSA	IEC/ EN 60079-7
Nominal current / cross section	[A] / [mm²]	125 / 35	- / -	-	-
Connection capacity		solid	stranded	Ferrule Without / with plastic sleeve	
1 conductor	[mm²]	0.75 - 35	0.75 - 35	0.75 - 35	0.75 - 35
Two conductors (of the same type)	[mm²]	0.75 - 10	0.75 - 10	0.75 - 10	-
General data					
Stripping length	[mm]	15			
Screw thread		M6			
Tightening torque	[Nm]	3.2 - 3.7			

		Ordering data			
Description	Color	**Type**	I_{max}	**Order No.**	Pcs. / Pkt.
Branch terminal block, for connection to copper bars up to 5 mm thick	aluminum	**AZK 35**		**0702997**	10

L/N/PE connection terminal blocks



4 (6) mm², 41 A, connection terminal blocks

– In electrical systems subject to the setup requirements of DIN VDE 0100 or IEC 60204-1/EN 60204-1/VDE 0113-1, N, PE or phase conductor L are often connected to central busbars. This requires the conductor and/or terminal block to be clearly labeled for the corresponding circuit.

The connection terminal blocks satisfy these requirements in several ways:

– Through individual labeling of each terminal block
– By their blue, green-yellow or black colored housings
– Large labeling possible with ZB, UC-TM, UCT-TM

Technical data

Dimensions		Width	Length	Height	
	[mm]	**7**	**23.7**	**23.6**	
Max. electrical data		$I_{max.}$ [A]		max. Ø [mm²]	AWG
		41		**0.5 - 6**	**20 - 10**
Rated data		IEC	UL/CUL	CSA	IEC/ EN 60079-7
Rated voltage	[V]	-	300	-	-
Nominal current / cross section	[A] / [mm²]	41 / 4	20 / -	-	-
Rated cross section	[mm²]	4	-	-	-
Cross section range	AWG	20 - 10	22-12	-	-
Connection capacity		solid	stranded	Ferrule Without / with plastic sleeve	
1 conductor	[mm²]	0.5 - 6	0.5 - 4	0.5 - 6	0.5 - 6
Two conductors (of the same type)	[mm²]	0.5 - 2.5	0.5 - 2.5	0.5 - 2.5	-
Two stranded conductors with a TWIN ferrule	[mm²]				0.5 - 2.5
General data					
Stripping length	[mm]	16			
Screw thread		M4			
Tightening torque	[Nm]	1.5 - 1.8			
Insulating material		PA			
Inflammability class according to UL 94		V2			

Ordering data

Description	Color	Type	I_{max}	Order No.	Pcs. / Pkt.
Connection terminal block, steel, pushed onto NLS neutral busbar, can be labeled with ZB ...	black	**AKG 4 BK**		**0421032**	50
Up to 6 mm² solid, 7 mm wide	green-yellow	**AKG 4 GNYE**		**0421029**	50
Up to 6 mm² solid, 7 mm wide	blue	**AKG 4 BU**		**0421016**	50
Without insulating cap	silver	**AK 4**		**0404017**	50
Connection terminal block, steel, pushed onto NLS neutral busbar, can be labeled with ZB ...	black				
Up to 16 mm² solid, 10 mm wide	green-yellow				
Up to 16 mm² solid, 10 mm wide	blue				
Without insulating cap	silver				
Connection terminal block, steel, pushed onto NLS neutral busbar, can be labeled with ZB ...	black				
Up to 35 mm² solid, 14.3 mm wide	green-yellow				
Up to 35 mm² solid, 14.3 mm wide	blue				
Without insulating cap	silver				

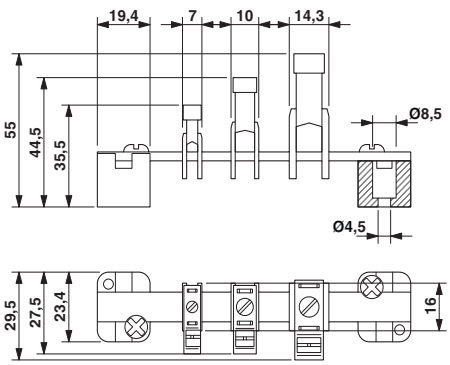



16 (16) mm², 76 A, connection terminal blocks

35 (35) mm², 125 A, connection terminal blocks

Technical data

Width	Length	Height	
9.8	**23.7**	**29**	
$I_{max.}$ [A]		max. Ø [mm²]	AWG
76		**1.5 - 16**	**16 - 6**
IEC	UL/CUL	CSA	IEC/ EN 60079-7
-	300	-	-
76 / 16	50 / -	65 / -	-
16	-	-	-
16 - 6	18-6	18-6	-
solid	stranded	Ferrule Without / with plastic sleeve	
1.5 - 16	1.5 - 16	1.5 - 16	1.5 - 16
1.5 - 6	1.5 - 6	1.5 - 6	-
			1.5 - 10
16			
M5			
2.5 - 3			
PA			
V2			

Ordering data

Type	I_{max}	Order No.	Pcs. / Pkt.
AKG 16 BK		**0423030**	50
AKG 16 GNYE		**0423027**	50
AKG 16 BU		**0423014**	50
AK 16		**0404033**	50

Technical data

Width	Length	Height	
14.3	**27**	**39**	
$I_{max.}$ [A]		max. Ø [mm²]	AWG
125		**2.5 - 35**	**14 - 2**
IEC / EN IEC	UL/CUL	CSA	IEC/ EN 60079-7
-	300	-	-
125 / 35	115 / -	135 / -	-
35	-	-	-
14 - 2	18-2	18-2	-
solid	stranded	Ferrule Without / with plastic sleeve	
2.5 - 35	2.5 - 35	2.5 - 35	2.5 - 35
1.5 - 16	1.5 - 16	1.5 - 16	-
			1.5 - 10
16			
M6			
3.2 - 3.7			
PA			
V2			

Ordering data

Type	I_{max}	Order No.	Pcs. / Pkt.
AKG 35 BK		**0424039**	50
AKG 35 GNYE		**0424026**	50
AKG 35 BU		**0424013**	50
AK 35		**0404046**	50

Europe connectors

Notes:

For more variants, see www.phoenixcontact.net/products.

2.5 (2.5) mm², 24 A, 12-pos.

- The Europe connectors for conductors with a cross section of up to 16 mm² feature wire protection
- Particularly suitable for finely stranded conductors, including those without ferrules
- Insulating housing made from halogen-free polyamide
- High-quality metal parts with corrosion-resistant surfaces
- Secure fixing in housing

Technical data

Dimensions		Width	Length	Height	
	[mm]	**16.2**	**93.6**	**13.4**	
Max. electrical data		$I_{max.}$ [A]	$U_{max.}$ [V]	max. Ø [mm²]	AWG
		24	**450**	**0.5 - 2.5**	**20 - 14**
Rated data		IEC	UL/CUL	CSA	IEC/ EN 60079-7
Rated voltage	[V]	450	300	-	-
Nominal current / cross section	[A] / [mm²]	24 / 2.5	20 / -	-	-
Rated cross section	[mm²]	2.5	-	-	-
Cross section range	AWG	20 - 14	22-12	-	-
Connection capacity		solid	stranded	Ferrule Without / with plastic sleeve	
1 conductor	[mm²]	0.5 - 2.5	0.5 - 2.5	0.5 - 1.5	0.5 - 1
Two conductors (of the same type)	[mm²]	0.5 - 0.75	0.5 - 0.75	-	-
Two stranded conductors with a TWIN ferrule	[mm²]				0.5
General data					
Stripping length	[mm]	5			
Screw thread		M2,6			
Tightening torque	[Nm]	0.4 - 0.5			
Insulating material		PA			
Inflammability class according to UL 94		V2			

Ordering data

Description	Color	Type	Order No.	Pcs. / Pkt.
Europe connector, 12-pos., with wire protection	transparent	**EC 2,5 P TR**	**3240167**	10

4 (4) mm², 32 A, 12-pos.

6 (6) mm², 41 A, 12-pos.

16 (16) mm², 76 A, 12-pos.

Technical data

Width	Length	Height	
18.6	**117**	**15**	
$I_{max.}$ [A]	$U_{max.}$ [V]	max. Ø [mm²]	AWG
32	**450**	**0.75 - 4**	**18 - 12**
IEC	UL/CUL	CSA	IEC/ EN 60079-7
450	300	-	-
32 / 4	30 / -	-	-
4	-	-	-
18 - 12	20-10	-	-
solid	stranded	Ferrule	
		Without / with plastic sleeve	
0.75 - 4	0.75 - 4	0.5 - 2.5	0.5 - 2.5
0.75 - 1.5	0.75 - 1	0.5 - 1	-
			0.5 - 1
6			
M3			
0.5 - 0.6			
PA			
V2			

Ordering data

Type	Order No.	Pcs. / Pkt.
EC 4 P TR	**3240171**	10

Technical data

Width	Length	Height	
22.2	**132.7**	**17.3**	
$I_{max.}$ [A]	$U_{max.}$ [V]	max. Ø [mm²]	AWG
41	**450**	**1 - 6**	**16 - 10**
IEC	UL/CUL	CSA	IEC/ EN 60079-7
450	300	-	-
41 / 6	50 / -	-	-
6	-	-	-
16 - 10	14-8	-	-
solid	stranded	Ferrule	
		Without / with plastic sleeve	
1 - 6	1 - 6	0.75 - 4	0.75 - 4
0.75 - 2.5	0.75 - 1.5	0.75 - 1.5	-
			0.5 - 1
7			
M3,5			
0.8 - 1			
PA			
V2			

Ordering data

Type	Order No.	Pcs. / Pkt.
EC 6 P TR	**3240175**	10

Technical data

Width	Length	Height	
25.2	**173.9**	**20.8**	
$I_{max.}$ [A]	$U_{max.}$ [V]	max. Ø [mm²]	AWG
76	**450**	**6 - 16**	**10 - 6**
IEC	UL/CUL	CSA	IEC/ EN 60079-7
450	300	-	-
76 / 16	55 / -	-	-
16	-	-	-
10 - 6	10-6	-	-
solid	stranded	Ferrule	
		Without / with plastic sleeve	
6 - 16	6 - 16	1.5 - 10	1.5 - 10
1.5 - 4	2.5 - 4	1.5 - 2.5	-
			0.75 - 2.5
8			
M4			
1.2 - 1.5			
PA			
V2			

Ordering data

Type	Order No.	Pcs. / Pkt.
EC 16 P TR	**3240182**	10

Europe connectors

- These Europe connectors are suitable for solid and stranded conductors with a max. cross section of 25 mm²
- The prismatic clamping part facilitates conductor entry and secure contact can be established even in the case of conductors without ferrules
- The polypropylene insulating housing allows individual positions to be disconnected simply by twisting and without the need for tools
- The high-quality metal parts, which feature corrosion-resistant surfaces, are fixed securely in the housing

4 (4) mm², 32 A, 12-pos.

6 (6) mm², 41 A, 12-pos.

Technical data

Dimensions		Width	Length	Height	
	[mm]	**16.6**	**94.9**	**13**	
Max. electrical data		$I_{max.}$ [A]	$U_{max.}$ [V]	max. Ø [mm²]	AWG
		32	**450**	**0.5 - 4**	**20 - 12**
Rated data		IEC	UL/CUL	CSA	IEC/ EN 60079-7
Rated voltage	[V]	450	-	-	-
Nominal current / cross section	[A] / [mm²]	32 / 4	- / -	-	-
Rated cross section	[mm²]	4	-	-	-
Cross section range	AWG	20 - 12	-	-	-
Connection capacity		solid	stranded	Ferrule	
				Without / with plastic sleeve	
1 conductor	[mm²]	0.5 - 4	0.5 - 4	0.75 - 2.5	0.75 - 2.5
Two conductors (of the same type)	[mm²]	0.5 - 1	- 1	-	-
Two stranded conductors with a TWIN ferrule	[mm²]				0.5
General data					
Stripping length	[mm]	5			
Screw thread		M2,6			
Tightening torque	[Nm]	0.4 - 0.5			
Insulating material		PP			

Technical data

Width	Length	Height		
18.9	**116.5**	**14.9**		
$I_{max.}$ [A]	$U_{max.}$ [V]	max. Ø [mm²]	AWG	
41	**450**	**0.75 - 6**	**18 - 10**	
IEC	UL/CUL	CSA	IEC/ EN 60079-7	
450	-	-	-	
41 / 6	- / -	-	-	
6	-	-	-	
18 - 10	-	-	-	
solid	stranded	Ferrule		
		Without / with plastic sleeve		
0.75 - 6	0.75 - 6	0.75 - 4	0.75 - 2.5	
0.75 - 1.5	0.75 - 1.5	0.5 - 1	-	
			0.5 - 1	
6				
M3				
0.5 - 0.6				
PP				

Ordering data

Description	Color	Type	Order No.	Pcs. / Pkt.
Europe connector, 12-pos.	white	**EC 4**	**3240168**	10
	black	**EC 4 BK**	**3240169**	10

Ordering data

Type	Order No.	Pcs. / Pkt.
EC 6	**3240172**	10
EC 6 BK	**3240173**	10

10 (10) mm², 57 A, 12-pos.

16 (16) mm², 76 A, 12-pos.

25 (25) mm², 101 A, 12-pos.

Technical data

Width	Length	Height	
17.3	**133.8**	**23.4**	
$I_{max.}$ [A]	$U_{max.}$ [V]	max. Ø [mm²]	AWG
57	**450**	**1 - 10**	**16 - 8**
IEC	UL/CUL	CSA	IEC/ EN 60079-7
450	-	-	-
57 / 10	- / -	-	-
10	-	-	-
16 - 8	-	-	-
solid	stranded	Ferrule Without / with plastic sleeve	
1 - 10	1 - 10	1.5 - 6	1.5 - 4
1 - 2.5	1.5 - 2.5	0.75 - 1.5	-
			0.5 - 1.5
7			
M3,5			
0.8 - 1			
PP			

Ordering data

Type	Order No.	Pcs. / Pkt.
EC 10	**3240176**	10
EC 10 BK	**3240177**	10

Technical data

Width	Length	Height	
20.7	**174.5**	**25**	
$I_{max.}$ [A]	$U_{max.}$ [V]	max. Ø [mm²]	AWG
76	**450**	**1.5 - 16**	**14 - 6**
IEC	UL/CUL	CSA	IEC/ EN 60079-7
450	-	-	-
76 / 16	- / -	-	-
16	-	-	-
14 - 6	-	-	-
solid	stranded	Ferrule Without / with plastic sleeve	
1.5 - 16	2.5 - 16	2.5 - 10	2.5 - 10
2.5 - 4	2.5 - 4	1.5 - 2.5	-
			1 - 4
8			
M4			
1.2 - 1.5			
PP			

Ordering data

Type	Order No.	Pcs. / Pkt.
EC 16	**3240179**	10
EC 16 BK	**3240180**	10

Technical data

Width	Length	Height	
30	**187.3**	**28**	
$I_{max.}$ [A]	$U_{max.}$ [V]	max. Ø [mm²]	AWG
101	**750**	**10 - 25**	**8 - 4**
IEC	UL/CUL	CSA	IEC/ EN 60079-7
750	-	-	-
101 / 25	- / -	-	-
25	-	-	-
8 - 4	-	-	-
solid	stranded	Ferrule Without / with plastic sleeve	
10 - 25	10 - 25	4 - 16	4 - 10
4 - 6	4 - 6	2.5 - 4	-
			1.5 - 6
9			
M5			
2 - 3			
PP			

Ordering data

Type	Order No.	Pcs. / Pkt.
EC 25	**3240183**	10
EC 25 BK	**3240184**	10

Junction box connectors

2.5 (2.5) mm², 24 A, 3-pos.

- Thanks to their push-in connection method, the three junction box connectors available from Phoenix Contact enable wiring to be installed under the tightest of conditions without the need for tools
- Solid single-strand conductors with a cross section range of 0.5 mm² to 2.5 mm² can be connected
- Solid multi-strand conductors (7 litz wires) with a cross section range of 1.5 mm² to 2.5 mm² can be safely connected
- Different cross sections can be wired together in a junction box connector
- The transparent housing makes it easier to carry out a visual inspection of the terminal points, thereby increasing the safety of the wiring
- Integrated test openings enable the use of test devices once wiring has been completed

Technical data

Dimensions		Width	Length	Height	
	[mm]	**17.2**	**15.6**	**8.9**	
Max. electrical data		$I_{max.}$ [A]	$U_{max.}$ [V]	max. Ø [mm²]	AWG
		24	**450**	**0.5 - 2.5**	**20 - 14**
Rated data		IEC	UL/CUL	CSA	IEC/ EN 60079-7
Rated voltage	[V]	450	600	-	-
Nominal current / cross section	[A] / [mm²]	24 / 2.5	20 / -	-	-
Rated cross section	[mm²]	2.5	-	-	-
Cross section range	AWG	20 - 14	20-16	-	-
Connection capacity		solid	stranded	Ferrule Without / with plastic sleeve	
1 conductor	[mm²]	0.5 - 2.5	1.5 - 2.5	-	-
General data					
Stripping length	[mm]	8			
Insulating material		PC/PA			
Inflammability class according to UL 94		V2			

Ordering data

Description	Color	Type	Order No.	Pcs. / Pkt.
Plug-in terminal block, 3-pos.	transparent	**JBC 2,5/3**	**3240164**	100
5-pos.	transparent			
8-pos.	transparent			

2.5 (2.5) mm², 24 A, 5-pos.

2.5 (2.5) mm², 24 A, 8-pos.

Technical data

Width	Length	Height	
26	**15.6**	**8.9**	
$I_{max.}$ [A]	$U_{max.}$ [V]	max. Ø [mm²]	AWG
24	**450**	**0.5 - 2.5**	**20 - 14**
IEC	UL/CUL	CSA	IEC/ EN 60079-7
450	600	-	-
24 / 2.5	20 / -	-	-
2.5	-	-	-
20 - 14	20-16	-	-
solid	stranded	Ferrule Without / with plastic sleeve	
0.5 - 2.5	1.5 - 2.5	-	-
8			
PC/PA			
V2			

Ordering data

Type	Order No.	Pcs. / Pkt.
JBC 2,5/5	**3240165**	100

Technical data

Width	Length	Height	
39.2	**15.6**	**8.9**	
$I_{max.}$ [A]	$U_{max.}$ [V]	max. Ø [mm²]	AWG
24	**450**	**0.5 - 2.5**	**20 - 14**
IEC	UL/CUL	CSA	IEC/ EN 60079-7
450	600	-	-
24 / 2.5	20 / -	-	-
2.5	-	-	-
20 - 14	20-16	-	-
solid	stranded	Ferrule Without / with plastic sleeve	
0.5 - 2.5	1.5 - 2.5	-	-
8			
PC/PA			
V2			

Ordering data

Type	Order No.	Pcs. / Pkt.
JBC 2,5/8	**3240166**	50

Sockets with 45 mm standard pitch

It is equally important in modern switchgears as in simple distributions: the rail-mountable socket in standard format.

The socket is mounted in an exposed position to allow mounting tools, service devices, and other electrical equipment to be installed comfortably.

The mains connection terminal blocks (L1, N, and PE) are arranged on one side of the socket for easy connection. All SD sockets are supplied with equipment marker tags. Additional equipment marker tags are available for the EMG housings.

The 45 mm socket is available with or without a miniature fuse. There is a 6.3 A fine fuse (5 x 20 mm) for protection.

System parts, in which items are still live even after the main switch has been turned off, must be marked in accordance with DIN VDE 0105-1 and IEC 60204-1/EN 60204-1/DIN VDE 0113-1 as well as the Accident Prevention Regulation VBG 4. In this case, a socket version in a yellow housing is available.

The sockets with a 45 mm standard pitch and with 90 mm double housings can be quickly snapped onto the 35 mm DIN rail in accordance with EN 60715.

For the sockets, you can choose between the following versions:
– Screw or spring-cage connection
– With or without light indicator
– Grounding connector, Belgian, French or USA version
– Housing: green, yellow or light gray

With the VS-SI-SD... socket inserts, the sockets can be integrated into the IP65 VS-SI-EB-EMV-1 mounting frame, for example. For further information, visit www.phoenixcontact.net/products.

Notes:

Type of housing:
SD-... polyamide non-reinforced PA
EMG...-SD: polycarbonate fiber reinforced PCF
EM-DUO... PVC 94 V0
Socket insert Aminoplast type 131

For approvals and dimensional drawing, visit www.phoenixcontact.net/products.



Germany

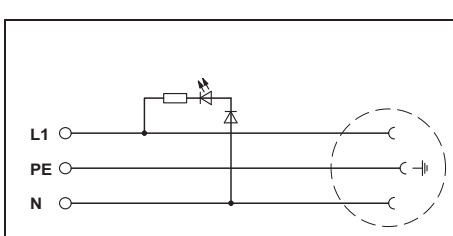

Technical data

Nominal voltage		250 V AC	
Max. continuous current		16 A AC	
General data		SD-D... and EMG 45...	EMG 90...
Dimensions	W / H / D	45 mm / 75 mm / 65.2 mm	90 mm / 75 mm / 70.5 mm
Connection data solid / stranded / AWG		0.2 - 4 mm² / 0.2 - 2.5 mm² / 24 - 12	
Standards/regulations		IP20	
Contact material		CuZn37	
Ambient temperature range		-20°C ... 60°C	
Standards/regulations		IEC 83 , DIN 49440-1	

Ordering data

Description	Type	Order No.	Pcs. / Pkt.
Socket for the DIN rail			
Screw connection, light indicator, green	**SD-D/SC/LA**	**2964898**	5
Screw connection, light indicator, gray	**SD-D/SC/LA/GY**	**2963491**	5
Screw connection, light indicator, yellow	**SD-D/SC/LA/YE**	**2963404**	5
Screw connection, green	**SD-D/SC**	**2963310**	5
Screw connection, gray	**SD-D/SC/GY**	**2963815**	5
Screw connection, yellow	**SD-D/SC/YE**	**2963459**	5
Spring-cage connection, light indicator, green	**SD-D/SP/LA**	**2963307**	5
Spring-cage connection, light indicator, gray	**SD-D/SP/LA/GY**	**2963488**	5
Spring-cage connection, light indicator, yellow	**SD-D/SP/LA/YE**	**2963475**	5
Spring-cage connection, green	**SD-D/SP**	**2963323**	5
Spring-cage connection, gray	**SD-D/SP/GY**	**2963501**	5
Spring-cage connection, yellow	**SD-D/SP/YE**	**2963462**	5
Socket for the DIN rail with device fuse (5 x 20 mm, 6.3 A)			
Screw connection, light indicator, green	**EMG 45-SD-D/LA/SI**	**2943738**	5
Screw connection, light indicator, yellow	**EMG 45-SD-D/LA/SI YE**	**2940825**	5
Double socket for the DIN rail			
Screw connection, light indicator, green	**EMG 90-2SD-D/LA**	**2941523**	2
Screw connection, gray			
Screw connection, residual current circuit breaker, gray			

Accessories

Marker tags, 5-section, unprinted, labeling with X-PEN, M-PEN, plotter or BKMT 20 x 8 label				
Lettering field size: 20 x 8 mm	white	**SS-ZB WH**	**5031171**	50
Lettering field size: 20 x 8 mm	yellow	**SS-ZB YE**	**5031650**	50
labeled according to customer specifications	white	**SS-ZB WH CUS**	**0824470**	1



France/Belgium

USA

USA

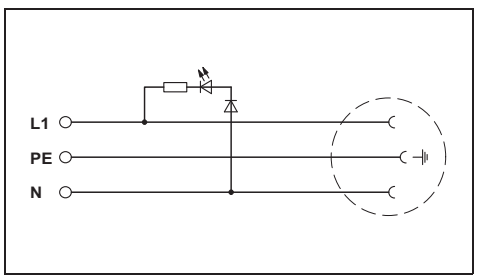

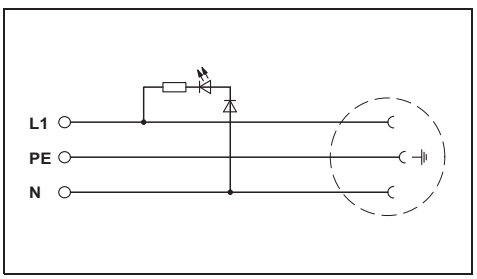

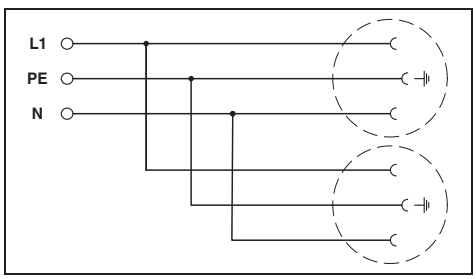

Technical data

250 V AC
10 A DC
SD-F...
45 mm / 75 mm / 70.5 mm
0.2 - 4 mm² / 0.2 - 2.5 mm² / 24 - 12
IP20
CuZn37
-20°C ... 60°C
IEC 83 , DIN 49440-1

Technical data

125 V AC
15 A AC
SD-US...
45 mm / 75 mm / 70.5 mm
0.2 - 4 mm² / 0.2 - 2.5 mm² / 30 - 12
IP20
CuZn37
-20°C ... 60°C
IEC 83 , DIN 49440-1

Technical data

120 V AC
15 A

EM-DUO...	EM-DUO.../GFI
83 mm / 134 mm / 49 mm	83 mm / 134 mm / 52 mm

0.2 - 6 mm² / 0.2 - 4 mm² / 24 - 10
IP20
CuZn37
-40°C ... 70°C
UL 508

Ordering data

Type	Order No.	Pcs. / Pkt.
SD-F/SC/LA	**2963336**	5
SD-F/SC/LA/GY	**2963844**	5
SD-F/SC/LA/YE	**2963909**	5
SD-F/SC	**2963352**	5
SD-F/SC/GY	**2963828**	5
SD-F/SP/LA	**2963349**	5
SD-F/SP/LA/GY	**2963857**	5

Ordering data

Type	Order No.	Pcs. / Pkt.
SD-US/SC/LA/GY	**2963860**	10

Ordering data

Type	Order No.	Pcs. / Pkt.
EM-DUO 120/15	**5600461**	1
EM-DUO/120/15/GFI	**5600462**	1

Accessories

SS-ZB WH	**5031171**	50
SS-ZB YE	**5031650**	50
SS-ZB WH CUS	**0824470**	1

Accessories

SS-ZB WH	**5031171**	50
SS-ZB YE	**5031650**	50
SS-ZB WH CUS	**0824470**	1

Accessories



Large shield support

Shield connection terminal blocks are suitable for all standard cable shields and allow for EMC-compliant wiring through large surfaces and low-impendence and low-resistance contact transitions.

Easy to install

The shield connection terminal blocks offer optimum wiring convenience. Only once the terminal strip has been wired is the shield connection terminal block mounted by simply pivoting it into place.



Safe contact

Phoenix Contact support frames for shield connection terminal blocks are easily snapped onto the mounting rail. The integrated contact metals allow the ground potential to be automatically connected to the busbar.

Conductors with a diameter of 2 to 35 mm can make optimum contact with the shield connection clamps of the SK series without any special tools and are available for various types of mounting.



The single-sided AB-SK shield support frames are particularly well suited to space-saving conductor connection for terminal blocks and devices with cable entry at the side.



The double support frame offers simple handling with optimum EMC properties for the two-sided support of a shielded cable. Either an insulated or grounded structure can be used.



The easiest way to wire terminal blocks with a front connection is using AB-SK TOP support frames located above the blocks. The NLS rail can be mounted in the support frames vertically, horizontally or at a 45° angle for optimum conductor placing.

The 3 x 10 mm PEN conductor busbar can also be quickly and safely snapped into the contact zone. The ground potential is thereby automatically connected to the busbar.

Having the same design as the SK series, shield supports with SK ...-D terminal blocks can also be realized directly on the mounting plate or back wall. The terminal blocks are simply pivoted into the two slots above the conductor.

Support frames with a lateral metal insert for the PEN conductor busbar or T-shaped AB-SK/E compact support frames are used to freely position the shield connection terminal blocks on the mounting plate.

Alternatively, the shielding can also be connected to ground potential insulated from protective earth ground. An appropriate contact to the PEN conductor busbar is established using a pick-off terminal block.



The easiest way to wire terminal blocks with a front connection is using support frames located above the blocks. This method also allows multi-level terminal blocks with short wiring paths to be connected in compliance with EMC requirements.

Shielding

SK ... shield connection clamps

The screw-type shield connection clamps of the SK series are characterized by:
– Simple handling
– Knurled screw
– Spring-loaded, large pressure piece
– Suitability for direct and busbar mounting

Notes:

For dimensional drawings, see page 531.

Shield connection clamps for busbar mounting

Shield connection clamps for direct mounting

Description	Color	Ordering data: Type	Ordering data: Order No.	Ordering data: Pcs. / Pkt.	Ordering data: Type	Ordering data: Order No.	Ordering data: Pcs. / Pkt.
Shield connection clamp, for applying the shield to busbars, contact resistance < 1 mΩ							
Ø 2 - 5 mm, tightening torque 0.4 Nm	silver	**SK 5**	**3025338**	10			
Ø 3 - 8 mm, tightening torque 0.6 Nm	silver	**SK 8**	**3025163**	10			
Ø 3 - 14 mm, tightening torque 0.8 Nm	silver	**SK 14**	**3025176**	10			
Ø 5 - 20 mm, tightening torque 0.8 Nm	silver	**SK 20**	**3025189**	10			
Ø 5 - 28 mm, tightening torque 1 Nm	silver	**SK 28**	**3026997**	10			
Ø 20 - 35 mm, tightening torque 1.5 - 1.8 Nm	silver	**SK 35**	**3026463**	10			
Shield connection clamp, for applying the shield directly to the conductive mounting plates, plate thickness 1 - 2 mm							
Ø 2 - 5 mm, tightening torque 0.4 Nm	silver				**SK 5-D**	**3025406**	10
Ø 3 - 8 mm, tightening torque 0.6 Nm	silver				**SK 8-D**	**3026861**	10
Ø 3 - 14 mm, tightening torque 0.8 Nm	silver				**SK 14-D**	**3026874**	10
Ø 5 - 20 mm, tightening torque 0.8 Nm	silver				**SK 20-D**	**3026887**	10
Ø 5 - 28 mm, tightening torque 1 Nm	silver				**SK 28-D**	**3027006**	10
Ø 20 - 35 mm, tightening torque 1.5 - 1.8 Nm	silver				**SK 35-D**	**3026890**	10
		Accessories			**Accessories**		
PEN conductor busbar, 3 x 10 mm, 1 m long, material: copper, tin-plated, nominal current: 140 A		**NLS-CU 3/10 SN 1000MM**	**0402174**	10			

SKS ... shield connection clamps

– The SKS ... spring shield connection clamps are available for cable and conductor diameters of between 3 and 20 mm
– Three different forms of mounting are possible: on NS 35 DIN rails, on busbars or directly on conductive mounting plates

Notes:

For dimensional drawings, see page 531.

Shield connection clamps for busbar and direct mounting

Shield connection clamps for DIN rail mounting

Description	Color	Ordering data: Type	Order No.	Pcs. / Pkt.	Ordering data: Type	Order No.	Pcs. / Pkt.
Shield connection clamp, for applying the shield to busbars, contact resistance < 1 mΩ							
Ø 3 - 8 mm	silver	**SKS 8**	**3240210**	10			
Ø 3 - 14 mm	silver	**SKS 14**	**3240211**	10			
Ø 5 - 20 mm	silver	**SKS 20**	**3240212**	10			
Shield connection clamp, for directly applying the shield to conductive mounting plates, metal thickness 1-2 mm, with fastening screw M4							
Ø 3 - 8 mm	silver	**SKS 8-D**	**3240213**	10			
Ø 3 - 14 mm	silver	**SKS 14-D**	**3240214**	10			
Ø 5 - 20 mm	silver	**SKS 20-D**	**3240215**	10			
Shield connection clamp, with screwfix, mounting on DIN rail NS 35..., for shield support on busbars							
Ø 3 - 8 mm	silver				**SKS 8-NS35**	**3240216**	10
Ø 3 - 14 mm	silver				**SKS 14-NS35**	**3240217**	10
Ø 5 - 20 mm	silver				**SKS 20-NS35**	**3240218**	10
Shield connection clamp, with snap-on foot, mounting on DIN rail NS 35..., for shield support on busbars							
Ø 3 - 8 mm	silver				**SKS 8-SNS35**	**3062786**	10
Ø 3 - 14 mm	silver				**SKS 14-SNS35**	**3062799**	10
Ø 5 - 20 mm	silver				**SKS 20-SNS35**	**3062809**	10
		Accessories			**Accessories**		
PEN conductor busbar, 3 x 10 mm, 1 m long, material: copper, tin-plated, nominal current: 140 A		**NLS-CU 3/10 SN 1000MM**	**0402174**	10	**NLS-CU 3/10 SN 1000MM**	**0402174**	10

Support frame for shield support on one side



Support frame, tall, for SK & SKS shield connection clamps

AB-SK TOP

- For convenient shield connection, especially for single- and multi-level terminal blocks and devices with a front connection
- The 3 x 10 mm rail can be mounted in the support frames vertically, horizontally, and at a 45° angle for optimum conductor placing
- Compact design in a 5.2 mm pitch
- Can be labeled with zack marker strip and KLM ... terminal strip marker; see page 500
- Parking facility for FBS plug-in bridges
- End holder function
- For mounting SK and SKS shield connection clamps

AB-SK

- The single-sided AB-SK shield support frames are particularly well suited to space-saving conductor connection for terminal blocks and devices with cable entry at the side
- Available in two lengths
- For mounting SK shield connection clamps

AB-SKS

- For convenient shield connection, especially for single- and multi-level terminal blocks and devices with a front connection
- Insulated to DIN rail
- End holder function
- For mounting SK and SKS shield connection clamps

Technical data

	Width	Length	Height
Dimensions			
[mm]	**5.2**	**102.4**	
General data			
Material	PA		

Ordering data

Description	Color	Type	Order No.	Pcs. / Pkt.
Support frame with end holder function, for mounting on NS 35..., direct contact with NS 35..., for accommodating 3 x 10 mm busbars, SK and SKS shield connection clamps	gray	**AB-SK TOP**	**3062090**	10
Support frame with end holder function, for mounting on NS 35..., insulated to NS 35..., for accommodating 3 x 10 mm busbars, for SK and SKS shield connection clamps	gray	**AB-SK TOP INSULATED**	**3062074**	10
Support frame, for mounting on NS 35..., direct contact with NS 35..., for accommodating 3 x 10 mm busbars, SK shield connection clamps	gray			
Support frame, 65 mm, for mounting on NS 35..., direct contact with NS 35..., for accommodating 3 x 10 mm busbars, SK shield connection clamps	gray			
Support frame with end holder function, for mounting on NS 35..., insulated to NS 35..., for accommodating 3 x 10 mm busbars, for SK and SKS shield connection clamps	gray			

Accessories

PEN conductor busbar, 3 x 10 mm, 1 m long, material: copper, tin-plated, nominal current: 140 A	silver	**NLS-CU 3/10 SN 1000MM**	**0402174**	10
Lateral groove labeling		**UC-TM 5, UCT-TM 5 or ZB 5** **UC-TMF 5, UCT-TMF 5 or ZBF 5**		

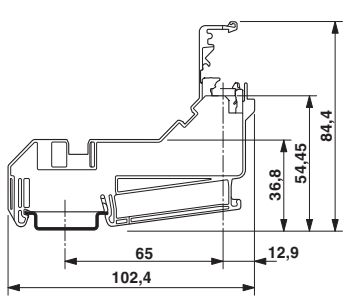

AB-SK TOP

Support frame,
for SK shield connection clamps

Support frame, 65 mm long,
for SK shield connection clamps

Insulated support frame, tall, for
SK and SKS shield connection clamps

Technical data

Width	Length	Height
6.2	77.35	
PA		

Ordering data

Type	Order No.	Pcs. / Pkt.
AB-SK	3025341	10

Accessories

NLS-CU 3/10 SN 1000MM	0402174	10

Technical data

Width	Length	Height
6.2	95.5	
PA		

Ordering data

Type	Order No.	Pcs. / Pkt.
AB-SK 65	3026489	10

Accessories

NLS-CU 3/10 SN 1000MM	0402174	10

Technical data

Width	Length	Height
9.5	97.8	
PA		

Ordering data

Type	Order No.	Pcs. / Pkt.
AB-SKS 60	3240223	10

Accessories

NLS-CU 3/10 SN 1000MM	0402174	10

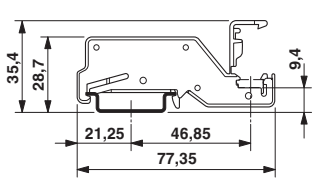

AB-SK

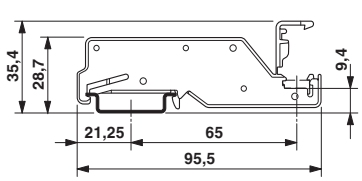

AB-SK 65

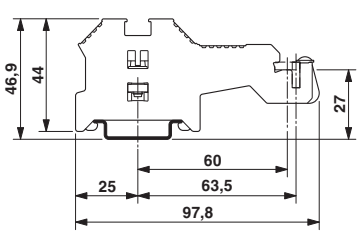

AB-SKS 60

Double support frame for shield support on both sides



Double support frame, tall, for SK and SKS shield connection clamps

AB-SK-D TOP

- For convenient shield connection, especially for single- and multi-level terminal blocks and devices with a front connection
- The 3 x 10 mm rail can be mounted in the support frames vertically, horizontally, and at a 45° angle for optimum conductor placing
- Compact design in a 5.2 mm pitch
- Can be labeled with zack marker strip and KLM ... terminal strip marker; see page 500
- Parking facility for bridges and plugs
- For mounting SK and SKS shield connection clamps

AB-SK 65-D

- The double shield support frames are particularly well suited to space-saving conductor connections for terminal blocks and devices with cable entry at the side
- Available in two lengths
- For mounting SK shield connection clamps

Technical data

	Width	Length	Height
Dimensions			
[mm]	**5.2**	**155.8**	
General data			
Material	PA		

Ordering data

Description	Color	Type	Order No.	Pcs. / Pkt.
Double support frame with end bracket function, for mounting on NS 35..., direct contact with NS 35..., for accommodating 3 x 10 mm busbars, SK and SKS shield connection clamps	gray	**AB-SK-D TOP**	**3062100**	10
Double support frame with end bracket function, for mounting on NS 35..., insulated to NS 35..., for accommodating 3 x 10 mm busbars, for SK and SKS shield connection clamps	gray			
Double support frame, for mounting on NS 35..., direct contact with NS 35..., for accommodating 3 x 10 mm busbars, SK shield connection clamps	gray			
Double support frame, 65 mm, for mounting on NS 35..., insulated to NS 35... for accommodating 3 x 10 mm busbars, SK shield connection clamps	gray			

Accessories

PEN conductor busbar, 3 x 10 mm, 1 m long, material: copper, tin-plated, nominal current: 140 A	silver	**NLS-CU 3/10 SN 1000MM**	**0402174**	10
Lateral groove labeling		**UC-TM 5, UCT-TM 5 or ZB 5** **UC-TMF 5, UCT-TMF 5 or ZBF 5**		



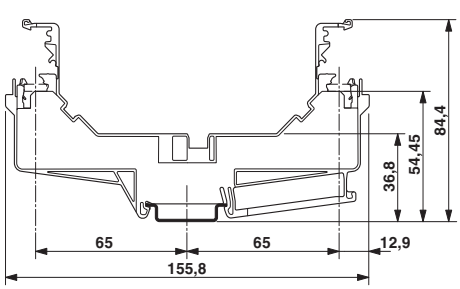

AB-SK-D TOP

Insulated, double support frame, tall, for SK and SKS shield connection clamps

Double support frame, tall, for SK shield connection clamps

Insulated, double support frame, tall, for SK shield connection clamps

Technical data

Width	Length	Height
5.2	155.8	
PA		

Ordering data

Type	Order No.	Pcs. / Pkt.
AB-SK-D TOP INSULATED	3062087	10

Accessories

NLS-CU 3/10 SN 1000MM	0402174	10

UC-TM 5, UCT-TM 5 or ZB 5
UC-TMF 5, UCT-TMF 5 or ZBF 5

Technical data

Width	Length	Height
8.2	150	
PA		

Ordering data

Type	Order No.	Pcs. / Pkt.
AB-SK 65-D	3026900	10

Accessories

NLS-CU 3/10 SN 1000MM	0402174	10

Technical data

Width	Length	Height
8.2	150	
PA		

Ordering data

Type	Order No.	Pcs. / Pkt.
AB-SK 65-D INSULATED	3040889	10

Accessories

NLS-CU 3/10 SN 1000MM	0402174	10

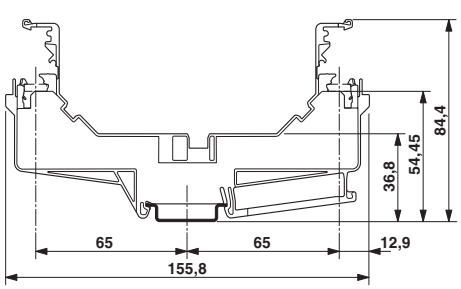

AB-SK-D TOP INSULATED

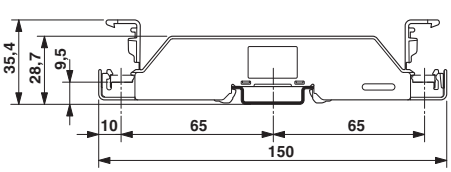

AB-SK 65-D

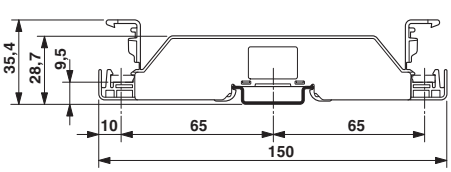

AB-SK 65-D INSULATED

Shielding

Support frame for direct mounting

The support frames are available in the following versions:
- AB/SS for insulated installation on the mounting plate and
- AB/SS-M for uninsulated installation on the mounting plate
- For mounting SK and SKS shield connection clamps

Notes:
For dimensional drawings, see www.phoenixcontact.net/products.

Support frame for SK shield connection clamps

Support frame for SK & SKS shield connection clamps

	Technical data			Technical data		
General data						
Material	PA			PA		
	Ordering data			**Ordering data**		
Description / Color	**Type**	**Order No.**	Pcs. / Pkt.	**Type**	**Order No.**	Pcs. / Pkt.
Support, insulated, with retaining screw, for 3 x 10 mm or 6 x 6 mm busbars / gray	**AB/SS**	**0404428**	10			
Support, with contact to the mounting plate, with retaining screw, for 3 x 10 mm busbars / gray	**AB/SS-M**	**3025888**	10			
Support, insulated, for 3 x 10 mm or 6 x 6 mm busbars / gray				**AB/SKS**	**3240224**	10
	Accessories			**Accessories**		
PEN conductor busbar, 3 x 10 mm, 1 m long, material: copper, tin-plated, nominal current: 140 A / silver	**NLS-CU 3/10 SN 1000MM**	**0402174**	10	**NLS-CU 3/10 SN 1000MM**	**0402174**	10

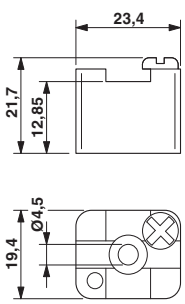

AB/SS

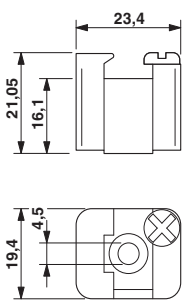

AB/SS-M

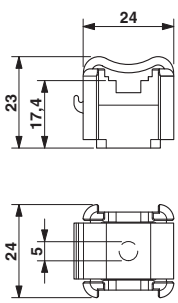

AB/SKS

Multi-level support for direct mounting

Support, multi-level, insulated

- Double and triple support frames for different busbars
- Type allows for an extremely compact design using large amounts of wiring, e.g., for multi-level front connection terminal blocks
- Support frames are insulated
- Direct mounting

Technical data

General data	
Material	PA

Ordering data

Description	Color	Type	Order No.	Pcs. / Pkt.
Double support, insulating material, optionally for use with 3 x 10 mm or 6 x 6 mm neutral busbar, height: 48 mm				
Height 48 mm	gray	**AB2/SS**	**0404431**	10
Height 36.8 mm	gray	**ABN 2/SS**	**0404460**	10
Triple support frame, made from insulating material	gray	**AB3/SS**	**0800086**	10

Accessories

PEN conductor busbar, 3 x 10 mm, 1 m long, material: copper, tin-plated, nominal current: 140 A	silver	**NLS-CU 3/10 SN 1000MM**	**0402174**	10
PEN conductor busbar, in accordance with DIN VDE 0611-4, 6 x 6 mm, 1 m long, material: copper, tin-plated, nominal current: 140 A	silver	**NLS-CU 6/ 6 SN 1000MM**	**0402161**	10

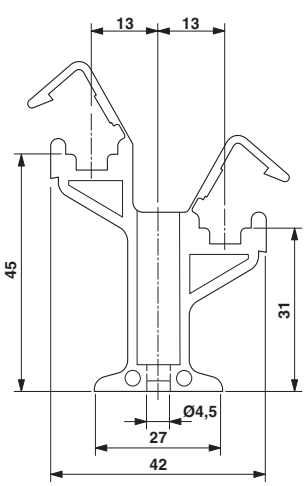

AB2/SS

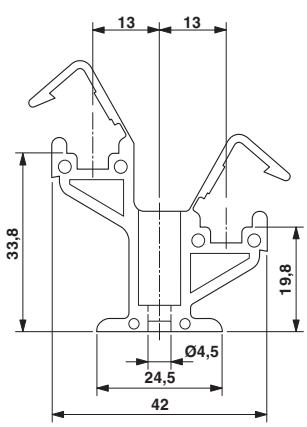

ABN 2/SS

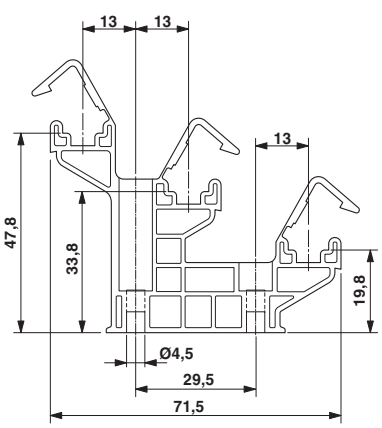

AB3/SS

Support frame for direct and DIN rail mounting

- T-shaped support frames for space-saving direct mounting and free positioning on the mounting plate
- Suitable for SK 5 to SK 14, SKS 8 and SKS 14 shield connection clamps
- Version for NS 35 DIN rail mounting

Technical data

General data	
Material	Aluminum

Ordering data

Description	Color	Type	Order No.	Pcs. / Pkt.
Support, for direct mounting with contacting on the mounting surface	silver	**AB-SK/E**	**3026476**	10
Support frame, for mounting on NS 35 DIN rails	silver	**AB-SK/E-NS 35**	**3213111**	10

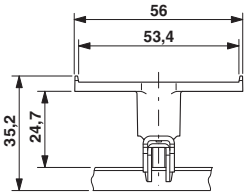

AB-SK/E-NS 35

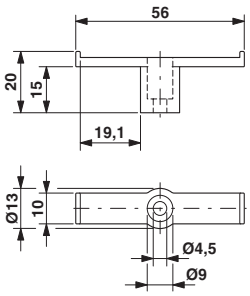

AB-SK/E

SK shield connection clamps

Dimensions in mm	a	b	c	d	e
SK 5	6.5	19.5	46.8	9	6
SK 8	6.5	19.5	48.7	12	9
SK 14	6.5	19.5	59.3	17	14
SK 20	6.5	19.5	75	24	21
SK 28	6.5	20	93	32	28
SK 35	6.5	20	106.5	40	36
SK 5-D	6.5	19.5	46.8	9	6
SK 8-D	6.5	19.5	47.2	12	9
SK 14-D	6.5	19.5	57.8	17	14
SK 20-D	6.5	19.5	73.5	24	21
SK 28-D	6.5	20	91.5	32	28
SK 35-D	6.5	20	105.0	41	36

SKS shield connection clamps

Dimensions in mm	a	b	c	d	e	f
SKS 8	–	18	26	12.4	–	–
SKS 14	–	21	32	19	–	–
SKS 20	–	27	40.5	24.7	–	–
SKS 8-D	–	18	26	12.4	–	–
SKS 14-D	–	21	32	19	–	–
SKS 20-D	–	27	40.5	24.7	–	–
SKS 8-NS35	6	18	26	12.4	52	54
SKS 14-NS35	6	21	32	19	52	60
SKS 20-NS35	6	27	40.5	24.7	52	68.4

Drilling and punching patterns for SK...-D

Punching template | Drilling plan

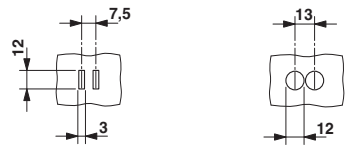

SK 5-D

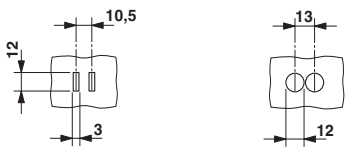

SK 8-D

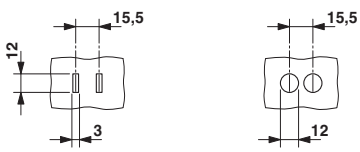

SK 14-D

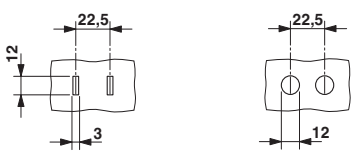

SK 20-D

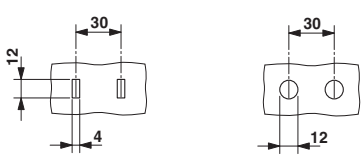

SK 28-D

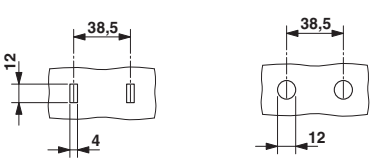

SK 35-D

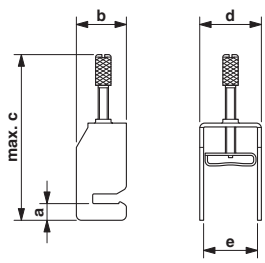

SK ...

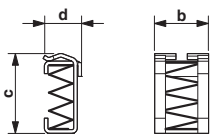

SKS ...

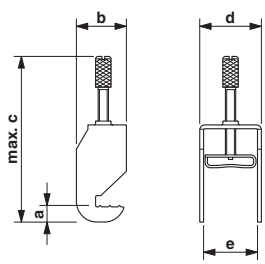

SK ...-D

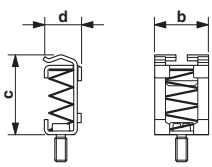

SKS ...-D

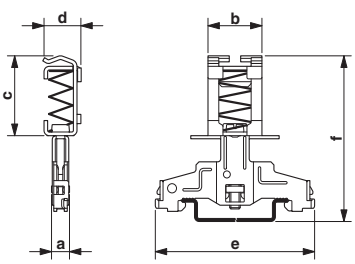

SKS ...-NS35



Saves space and costs

The cable entry system (CES) allows a variety of cables and protective hoses to be inserted into control cabinets, distributor boxes or devices using a water- and dust-proof method where space is at a premium. – For protective hoses, see page 548



Sealing frames with metal reinforcement

Because the sealing frames can be split, it is possible to guide pre-assembled plug-in connectors through panel cutouts and subsequently seal with a high degree of protection and reduce the strain according to DIN EN 50262. Thanks to the integrated metal reinforcement, only two locking elements are required on the front.

Variable mounting options

The CES sealing frames can be directly mounted on standard panel cutouts (e.g., Rittal) for industrial plug-in connectors. Snap-up frames are available to simplify on-site installation.

Optional latch

Sealing frames with screw locking and locking latches are available. The locking latch does not require any tools, which makes it really quick and easy to use, even in places that are difficult to access.



Also for industrial plug-in connectors

Due to a widening of the standard Rittal cutouts from 35 to 51 mm, even wide rectangular industrial plug-in connectors for double locking latches and plug assembly frames can be swiveled through mounting panels and sealed and provided with strain relief using the CES.

Plastic vs. rubber sleeves

The gray thermoplastic sleeves exhibit a low level of flammability according to UL 94 V0 and are highly resistant to acids and lyes. The black rubber sleeves (NBR) perform significantly better in the long term, particularly in the event of temperature fluctuations. They are also resistant to oil, fuels, and grease. All cable sleeves are halogen-free.

Faster installation and a reliable seal

It only takes two coned sleeves to seal any cable diameter ranging from 2 to 24 mm. The coned sleeves are cut to the appropriate length and pushed on before the cables are assembled. There is no longer any need to select corresponding slotted rubber seals on site, which can be a time-consuming process, and the reliability of the seal has been improved for ratings up to IP65.

Sealing frames for cable sleeves

Sealing frame with locking latch

- Sealing frame with integrated metal reinforcement to protect against deformation
- Only two locking elements are required (screws or latch)
- Suitable for standard panel cutouts (e.g., Rittal)
- Snap-up frame for simplifying on-site installation
- Sealing frame with convenient locking latch for tool-free actuation
- Marking for cable sleeve location on the underside of the frame

Notes:

For dimensional drawings, see page 541.

If the panel cutout width is 51 mm, HC industrial plug-in connectors and CIF plug assembly frames can also be fed through the panel using the cable entry system (CES).

Technical data

General data		
Material		PA
Degree of protection		IP54
Torque		-
Inflammability class according to UL 94		V0
Temperature range	[°C]	-40 ... 120

Ordering data

Description	Type	Order No.	Pcs. / Pkt.
Sealing frame, including flat gasket, for accommodating cable sleeves, **for standard cutout:**			
B10 (cutout: 35 mm x 65 mm), for up to 6 cable sleeves	**CES-B10-HFFS-PLBK**	**0801663**	1
B16 (cutout: 35 mm x 86 mm), for up to 8 cable sleeves	**CES-B16-HFFS-PLBK**	**0801662**	1
B24 (cutout: 35 mm x 113 mm), for up to 10 cable sleeves	**CES-B24-HFFS-PLBK**	**0801661**	1
Snap-up frame, including integrated seal for mounting panel, for accommodating sealing frames, **for standard cutouts:**			
B10 (cutout: 35 mm x 65 mm)			
B16 (cutout: 35 mm x 86 mm)			
B24 (cutout: 35 mm x 113 mm)			
Locking plate, metal, locks an unused snap-up frame, transport protection, **for standard cutouts:**			
B10			
B16			
B24			

Accessories

Replacement flat gasket, for sealing frame with **standard cutout:**			
B10 (cutout: 35 mm x 65 mm)	**CES-B10-WRG-BK**	**0801725**	10
B16 (cutout: 35 mm x 86 mm)	**CES-B16-WRG-BK**	**0801726**	10
B24 (cutout: 35 mm x 113 mm)	**CES-B24-WRG-BK**	**0801727**	10
M4 replacement screw, with 4 mm Allen screw head, for sealing frame with screw locking			
Bit screwdriver, with 1/4" quick-action chuck, suitable for bits according to DIN 3126-C 6.3 and E 6.3/ISO 1173, magnetic			
Screw bit, hexagonal, E6.3-1/4" drive, hardened, suitable for holder according to DIN 3126-F6.3/ISO 1173			
Size: hex 3 x 50 mm			

Sealing frame with screw locking

Snap-up frame

Locking plates

Technical data

PA
IP55 / IP65 (when using a CES-SRC../CES-LRC.. cone sleeve and a cable binder)

2 Nm ... 4 Nm (Locking screw)
V0
-40 ... 120

Ordering data

Type	Order No.	Pcs. / Pkt.
CES-B10-SFFS-PLBK	0801660	1
CES-B16-SFFS-PLBK	0801659	1
CES-B24-SFFS-PLBK	0801658	1

Accessories

CES-B10-WRG-BK	0801725	10
CES-B16-WRG-BK	0801726	10
CES-B24-WRG-BK	0801727	10
CES-SFFS-H	0801728	10
SF-M BH	1212070	1
SF-BIT-HEX 3-50	1212647	5

Technical data

PA
IP54 / IP55 (when using a CES-B...-SFFS-PLBK sealing frame with screw locking) / IP65 (when using a CES-B...-SFFS-PLBK sealing frame with screw locking and a cone sleeve with cable binder)

-
V0
-20 ... 80

Ordering data

Type	Order No.	Pcs. / Pkt.
CES-B10-SF-PLBK	0801655	10
CES-B16-SF-PLBK	0801651	10
CES-B24-SF-PLBK	0801647	10

Accessories

Technical data

Steel, galvanized
-

-
-
-

Ordering data

Type	Order No.	Pcs. / Pkt.
CES-B10-SFC-M	0801645	10
CES-B16-SFC-M	0801642	10
CES-B24-SFC-M	0801641	10

Accessories

Cable sleeves, rubber

- Significantly improved long-term performance
- Resistant to oil, fuels, and grease
- Halogen-free

Notes:

The CES cable entry system was developed according to DIN EN 50262 (Cable glands for electrical installations).

The cable sleeves must be mounted in accordance with the mounting instructions provided.

Cable sleeves, small

Cable sleeves, large

	Technical data	Technical data
General data		
Material	NBR	NBR
Degree of protection	IP54 / IP55 (when using a CES-B...-SFFS-PLBK sealing frame with screw locking)	IP54 / IP55 (when using a CES-B...-SFFS-PLBK sealing frame with screw locking)
Temperature range [°C]	-40 ... 80	-40 ... 80

		Ordering data			Ordering data		
Description	Color	Type	Order No.	Pcs. / Pkt.	Type	Order No.	Pcs. / Pkt.
Cone-shaped cable sleeves, IP65 in sealing frames with screw locking and cable binders, IP54 in sealing frames with locking latch. For cables with a diameter of:							
2 - 11 mm	black	CES-SRC-BK	0801718	10			
7 - 24 mm	black				CES-LRC-BK	0801719	10
Cable sleeves, IP65, without bore hole, can be used in sealing frames with locking latch and screw locking	black	CES-SRG-BK	0801670	10	CES-LRG-BK	0801671	10
Cable sleeves, small, slotted, can be used in sealing frames with locking latch and screw locking, for cable diameter of:							
1 - 2 mm	black	CES-SRG-BK-2	0801635	10			
2 - 3 mm	black	CES-SRG-BK-3	0801633	10			
3 - 4 mm	black	CES-SRG-BK-4	0801632	10			
4 - 5 mm	black	CES-SRG-BK-5	0801630	10			
5 - 6 mm	black	CES-SRG-BK-6	0801628	10			
6 - 7 mm	black	CES-SRG-BK-7	0801627	10			
7 - 8 mm	black	CES-SRG-BK-8	0801625	10			
8 - 9 mm	black	CES-SRG-BK-9	0801622	10			
9 - 10 mm	black	CES-SRG-BK-10	0801620	10			
10 - 11 mm	black	CES-SRG-BK-11	0801618	10			
11 - 12 mm	black	CES-SRG-BK-12	0801617	10			
12 - 13 mm	black	CES-SRG-BK-13	0801616	10			
13 - 14 mm	black	CES-SRG-BK-14	0801615	10			
14 - 15 mm	black	CES-SRG-BK-15	1410563	10			
15 - 16 mm	black	CES-SRG-BK-16	1410576	10			
16 - 17 mm	black	CES-SRG-BK-17	1410589	10			
Cable sleeves, large, slotted, can be used in sealing frames with locking latch and screw locking, for cable diameter of:							
14 - 15 mm	black				CES-LRG-BK-15	0801619	10
15 - 16 mm	black				CES-LRG-BK-16	0801621	10
16 - 17 mm	black				CES-LRG-BK-17	0801624	10
17 - 18 mm	black				CES-LRG-BK-18	0801626	10
18 - 19 mm	black				CES-LRG-BK-19	0801629	10
19 - 20 mm	black				CES-LRG-BK-20	0801631	10
20 - 21 mm	black				CES-LRG-BK-21	0801634	10
21 - 22 mm	black				CES-LRG-BK-22	0801637	10
22 - 23 mm	black				CES-LRG-BK-23	0801638	10
23 - 24 mm	black				CES-LRG-BK-24	0801639	10
24 - 25 mm	black				CES-LRG-BK-25	0801640	10
25 - 26 mm	black				CES-LRG-BK-26	0801643	10
26 - 27 mm	black				CES-LRG-BK-27	0801644	10
27 - 28 mm	black				CES-LRG-BK-28	0801646	10
28 - 29 mm	black				CES-LRG-BK-29	0801648	10
29 - 30 mm	black				CES-LRG-BK-30	0801650	10
30 - 31 mm	black				CES-LRG-BK-31	0801653	10
31 - 32 mm	black				CES-LRG-BK-32	0801654	10
32 - 33 mm	black				CES-LRG-BK-33	0801656	10

Cable sleeves, rubber, special formats

- Significantly improved long-term performance
- Resistant to oil, fuels, and grease
- Halogen-free

Notes:

The CES cable entry system was developed according to DIN EN 50262 (Cable glands for electrical installations).

The cable sleeves must be mounted in accordance with the mounting instructions provided.

Cable sleeves, small, with several bore holes

Cable sleeves, small, for AS interface cables

	Technical data	Technical data
General data		
Material	NBR	NBR
Degree of protection	IP54 / IP55 (when using a CES-B...-SFFS-PLBK sealing frame with screw locking)	IP54
Temperature range [°C]	-40 ... 80	-40 ... 80

Description	Color	Ordering data: Type	Order No.	Pcs. / Pkt.	Ordering data: Type	Order No.	Pcs. / Pkt.
Cable sleeves, with 2 bore holes, small, slotted, can be used in sealing frames with locking latch and screw locking, for cable diameter of:							
2 x 2 mm ... 3 mm	black	**CES-SRG-BK-2X3**	**1410398**	10			
2 x 3 mm ... 4 mm	black	**CES-SRG-BK-2X4**	**1410408**	10			
2 x 4 mm ... 5 mm	black	**CES-SRG-BK-2X5**	**0801657**	10			
2 x 5 mm ... 6 mm	black	**CES-SRG-BK-2X6**	**0801664**	10			
2 x 6 mm ... 7 mm	black	**CES-SRG-BK-2X7**	**1410084**	10			
2 x 7 mm ... 8 mm	black	**CES-SRG-BK-2X8**	**1410097**	10			
2 x 8 mm ... 9 mm	black	**CES-SRG-BK-2X9**	**1410411**	10			
Cable sleeves, with 4 bore holes, small, slotted, can be used in sealing frames with locking latch and screw locking, for cable diameter of:							
4 x 2 mm ... 3 mm	black	**CES-SRG-BK-4X3**	**0801665**	10			
4 x 3 mm ... 4 mm	black	**CES-SRG-BK-4X4**	**0801666**	10			
4 x 4 mm ... 5 mm	black	**CES-SRG-BK-4X5**	**1410107**	1			
4 x 5 mm ... 6 mm	black	**CES-SRG-BK-4X6**	**1410152**	1			
Cable sleeve, IP54, slotted, for **one AS-I**nterface cable, **cable arrangement:**							
L	black				**CES-SRG-BK-1ASI-L**	**1410042**	10
R	black				**CES-SRG-BK-1ASI-R**	**0801667**	10
Cable sleeve, IP54, slotted, for **two AS-I**nterface cables, **cable arrangement:**							
LL	black				**CES-SRG-BK-2ASI-LL**	**1410055**	10
RR	black				**CES-SRG-BK-2ASI-RR**	**0801668**	10
LR	black				**CES-SRG-BK-2ASI-LR**	**0801669**	10

Cable sleeves, thermoplastics

- Thermoplastic sleeves exhibit a low level of flammability according to UL 94 V0
- They have a high level of resistance to acids and lyes

Notes:

The CES cable entry system was developed according to DIN EN 50262 (Cable glands for electrical installations).

The cable sleeves must be mounted in accordance with the mounting instructions provided.

Cable sleeves, small



Cable sleeves, large

	Technical data	Technical data
General data		
Material	SEBS	SEBS
Degree of protection	IP54 / IP55 (when using a CES-B...-SFFS-PLBK sealing frame with screw locking)	IP54 / IP55 (when using a CES-B...-SFFS-PLBK sealing frame with screw locking)
Inflammability class according to UL 94	V0	V0
Temperature range [°C]	-40 ... 80	-40 ... 80

Description	Color	Ordering data: Type	Order No.	Pcs. / Pkt.	Ordering data: Type	Order No.	Pcs. / Pkt.
Cable sleeves, small, slotted, can be used in sealing frames with locking latch and screw locking, for cable diameter of:							
1 - 2 mm	gray	**CES-STPG-GY-2**	**0801672**	10			
2 - 3 mm	gray	**CES-STPG-GY-3**	**0801673**	10			
3 - 4 mm	gray	**CES-STPG-GY-4**	**0801674**	10			
4 - 5 mm	gray	**CES-STPG-GY-5**	**0801675**	10			
5 - 6 mm	gray	**CES-STPG-GY-6**	**0801676**	10			
6 - 7 mm	gray	**CES-STPG-GY-7**	**0801677**	10			
7 - 8 mm	gray	**CES-STPG-GY-8**	**0801679**	10			
8 - 9 mm	gray	**CES-STPG-GY-9**	**0801680**	10			
9 - 10 mm	gray	**CES-STPG-GY-10**	**0801682**	10			
10 - 11 mm	gray	**CES-STPG-GY-11**	**0801683**	10			
11 - 12 mm	gray	**CES-STPG-GY-12**	**0801684**	10			
12 - 13 mm	gray	**CES-STPG-GY-13**	**0801685**	10			
13 - 14 mm	gray	**CES-STPG-GY-14**	**0801686**	10			
14 - 15 mm	gray	**CES-STPG-GY-15**	**1410521**	10			
15 - 16 mm	gray	**CES-STPG-GY-16**	**1410534**	10			
16 - 17 mm	gray	**CES-STPG-GY-17**	**1410547**	10			
Cable sleeves, large, slotted, can be used in sealing frames with locking latch and screw locking, for cable diameter of:							
14 - 15 mm	gray				**CES-LTPG-GY-15**	**0801687**	10
15 - 16 mm	gray				**CES-LTPG-GY-16**	**0801688**	10
16 - 17 mm	gray				**CES-LTPG-GY-17**	**0801689**	10
17 - 18 mm	gray				**CES-LTPG-GY-18**	**0801690**	10
18 - 19 mm	gray				**CES-LTPG-GY-19**	**0801691**	10
19 - 20 mm	gray				**CES-LTPG-GY-20**	**0801692**	10
20 - 21 mm	gray				**CES-LTPG-GY-21**	**0801693**	10
21 - 22 mm	gray				**CES-LTPG-GY-22**	**0801695**	10
22 - 23 mm	gray				**CES-LTPG-GY-23**	**0801696**	10
23 - 24 mm	gray				**CES-LTPG-GY-24**	**0801697**	10
24 - 25 mm	gray				**CES-LTPG-GY-25**	**0801698**	10
25 - 26 mm	gray				**CES-LTPG-GY-26**	**0801699**	10
26 - 27 mm	gray				**CES-LTPG-GY-27**	**0801700**	10
27 - 28 mm	gray				**CES-LTPG-GY-28**	**0801701**	10
28 - 29 mm	gray				**CES-LTPG-GY-29**	**0801702**	10
29 - 30 mm	gray				**CES-LTPG-GY-30**	**0801703**	10
30 - 31 mm	gray				**CES-LTPG-GY-31**	**0801705**	10
31 - 32 mm	gray				**CES-LTPG-GY-32**	**0801706**	10
32 - 33 mm	gray				**CES-LTPG-GY-33**	**0801707**	10
Cable sleeves, IP65, without bore hole, can be used in sealing frames with locking latch and screw locking							
	gray	**CES-STPG-GY**	**0801715**	10	**CES-LTPG-GY**	**0801716**	10

Cable sleeves, thermoplastics, special formats

- Thermoplastic sleeves exhibit a low level of flammability according to UL 94 V0
- They have a high level of resistance to acids and lyes

Notes:

The CES cable entry system was developed according to DIN EN 50262 (Cable glands for electrical installations).

The cable sleeves must be mounted in accordance with the mounting instructions provided.

Cable sleeves, small, with several bore holes

Cable sleeves, small, for AS interface cables

		Technical data	Technical data
General data			
Material		SEBS	SEBS
Degree of protection		IP54 / IP55 (when using a CES-B...-SFFS-PLBK sealing frame with screw locking)	IP54
Inflammability class according to UL 94		V0	V0
Temperature range	[°C]	-40 ... 80	-40 ... 80

		Ordering data			Ordering data		
Description	Color	**Type**	**Order No.**	Pcs. / Pkt.	**Type**	**Order No.**	Pcs. / Pkt.
Cable sleeves, with 2 bore holes, small, slotted, can be used in sealing frames with locking latch and screw locking, for cable diameter of:							
2 x 2 mm ... 3 mm	gray	**CES-STPG-GY-2X3**	**1410424**	10			
2 x 3 mm ... 4 mm	gray	**CES-STPG-GY-2X4**	**1410438**	10			
2 x 4 mm ... 5 mm	gray	**CES-STPG-GY-2X5**	**0801708**	10			
2 x 5 mm ... 6 mm	gray	**CES-STPG-GY-2X6**	**0801709**	10			
2 x 6 mm ... 7 mm	gray	**CES-STPG-GY-2X7**	**1410110**	10			
2 x 7 mm ... 8 mm	gray	**CES-STPG-GY-2X8**	**1410123**	10			
2 x 8 mm ... 9 mm	gray	**CES-STPG-GY-2X9**	**1410440**	10			
Cable sleeves, with 4 bore holes, small, slotted, can be used in sealing frames with locking latch and screw locking, for cable diameter of:							
4 x 2 mm ... 3 mm	gray	**CES-STPG-GY-4X3**	**0801710**	10			
4 x 3 mm ... 4 mm	gray	**CES-STPG-GY-4X4**	**0801711**	10			
4 x 4 mm ... 5 mm	gray	**CES-STPG-GY-4X5**	**1410136**	10			
4 x 5 mm ... 6 mm	gray	**CES-STPG-GY-4X6**	**1410149**	10			
Cable sleeve, IP54, slotted, for **one AS-I**nterface cable, **cable arrangement:**							
L	gray				**CES-STPG-GY-1ASI-L**	**1410068**	10
R	gray				**CES-STPG-GY-1ASI-R**	**0801712**	10
Cable sleeve, IP54, slotted, for **two AS-I**nterface cables, **cable arrangement:**							
LL	gray				**CES-STPG-GY-2ASI-LL**	**1410071**	10
RR	gray				**CES-STPG-GY-2ASI-RR**	**0801713**	10
LR	gray				**CES-STPG-GY-2ASI-LR**	**0801714**	10

Accessories, filler plugs, seals, replacement screws

Diameter of 2 to 17 mm

For mounting on CES sealing frames

		Technical data	Technical data
General data			
Material		PA	Stainless steel
Degree of protection		IP54 / IP55 (when using a CES-B...-SFFS-PLBK sealing frame with screw locking)	-
Inflammability class according to UL 94		V0	-
Temperature range	[°C]	-20 ... 80	-

		Ordering data			Ordering data		
Description	Color	Type	Order No.	Pcs. / Pkt.	Type	Order No.	Pcs. / Pkt.
Plugs, for closing unoccupied cable sleeves with a diameter of:							
2 mm	white	**KDT-ST 2**	**1410220**	25			
3 mm	white	**KDT-ST 3**	**3063921**	25			
4 mm	white	**KDT-ST 4**	**3063934**	25			
5 mm	white	**KDT-ST 5**	**3063947**	25			
6 mm	white	**KDT-ST 6**	**3063950**	25			
7 mm	white	**KDT-ST 7**	**3063963**	25			
8 mm	white	**KDT-ST 8**	**3063976**	25			
9 mm	white	**KDT-ST 9**	**3063989**	25			
10 mm	white	**KDT-ST 10**	**3063992**	25			
11 mm	white	**KDT-ST 11**	**3064001**	25			
12 mm	white	**KDT-ST 12**	**3062016**	25			
13 mm	white	**KDT-ST 13**	**3062029**	25			
14 mm	white	**KDT-ST 14**	**3062032**	25			
15 mm	white	**KDT-ST 15**	**3062045**	25			
16 mm	white	**KDT-ST 16**	**3062058**	25			
17 mm	white	**KDT-ST 17**	**3062061**	25			
EMC cable catch rail, for mounting on the **longitudinal side** of the CES sealing frame CES-B16...					**KEL-EMV 16-4**	**3063507**	5
EMC cable catch rail, for mounting on the **longitudinal side** of the CES sealing frame CES-B24...					**KEL-EMV 24-5**	**3063510**	5
EMC cable catch rail, for mounting on the **diagonal side** of the CES sealing frames CES-B16… and CES-24…					**KEL-EMV-F**	**3063523**	5

Dimensional drawings
CES... sealing frame

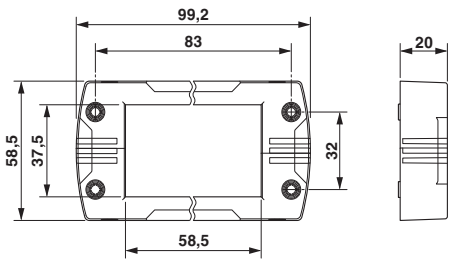

CES-B10-HFFS-PLBK
CES-B10-SFFS-PLBK

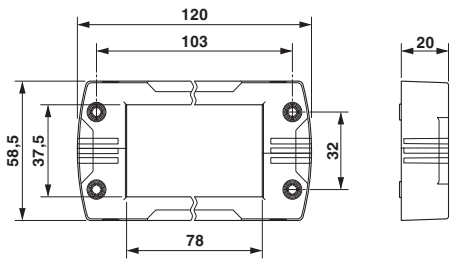

CES-B16-HFFS-PLBK
CES-B16-SFFS-PLBK

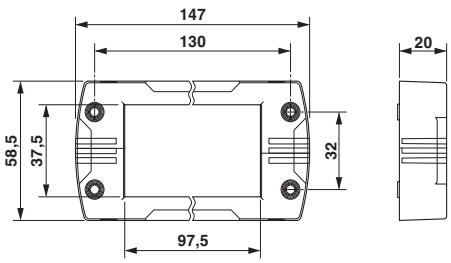

CES-B24-HFFS-PLBK
CES-B24-SFFS-PLBK

Dimensional drawings
CES... snap-up frame

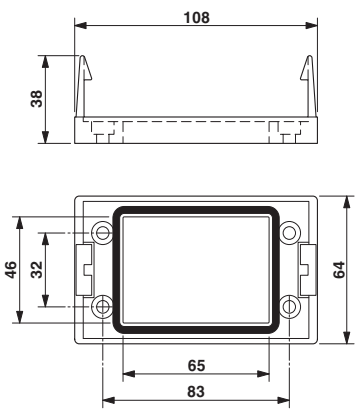

CES-B10-SF-PLBK

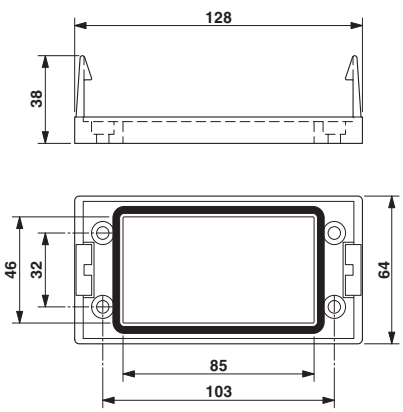

CES-B16-SF-PLBK

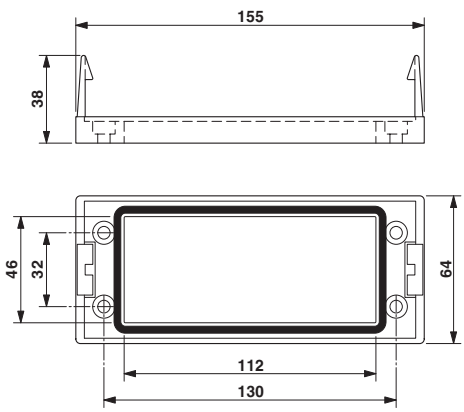

CES-B24-SF-PLBK

Dimensional drawings
CES... locking plate

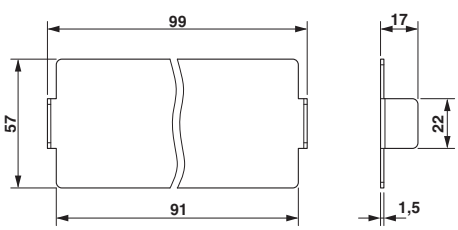

CES-B10-SFC-M

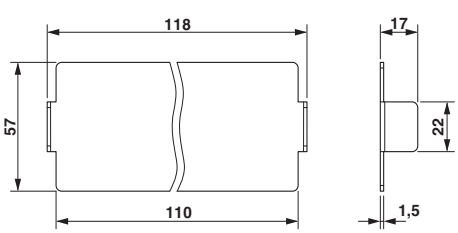

CES-B16-SFC-M

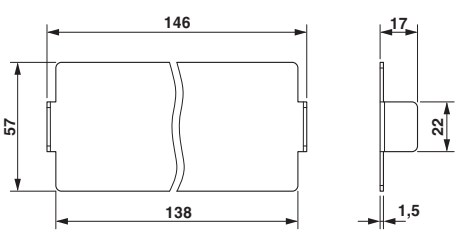

CES-B24-SFC-M





Cable routing

The wide choice of cable ducts provides users with flexible and straightforward cable installation solutions that simply involve breaking out the lateral segments without any need for tools. The cable ducts are available in different colors and with a halogen-free design.

Cable protection

The extensive product range of protective hoses made of plastic and metal offers the ideal solution for every application. Protective hose screw connections with tool-free quick mounting function and various IP degrees of protection round off the range of products.

Cable bundling

For bundling cables, detectable cable binders and stainless steel or plastic cable binders are available in either a removable version or with a labeling area.
Whether you are working in the food industry or the offshore sector, our comprehensive product range offers the ideal solution for every application.

Halogen-free cable ducts and accessories

Halogen-free cable ducts are recommended for use in many areas that are subject to high safety requirements, such as high-rise buildings, office buildings, and public facilities where there is a high volume of foot traffic, e.g., airports. The key features of the cable ducts are as follows:

- Installed conductors are securely held in place by means of wire retaining clips that can be snapped onto bars on the side
- The wide, diagonal heads of the cable duct bars make it easy to fit the cover and hold it securely in place
- Predetermined breaking point enables tool-free, burr-free removal of bars
- Fast and seamless creation of T and cross connections by means of an additional predetermined breaking point in the cable duct base
- Cover is securely held in place for both horizontal and vertical mounting

Notes:

For cable ducts cut to customer requirements, visit www.phoenixcontact.net/products

Technical data

General data		
Material		PC/ABS
Components		Halogen-free
Inflammability class according to UL 94		V0
Temperature range	[°C]	-25 ... 90

Ordering data

Description	Color	Type	Order No.	Pcs. / Pkt.
Cable duct, 2000 mm long, consisting of **lower** and **upper part**				
W x H: 25 x 25 mm	Light gray	**CD-HF 25X25**	**3240340**	25
W x H: 25 x 40 mm	Light gray	**CD-HF 25X40**	**3240341**	24
W x H: 25 x 60 mm	Light gray	**CD-HF 25X60**	**3240342**	15
W x H: 25 x 80 mm	Light gray	**CD-HF 25X80**	**3240343**	10
W x H: 30 x 40 mm	Light gray	**CD-HF 30X40**	**3240344**	20
W x H: 30 x 60 mm	Light gray	**CD-HF 30X60**	**3240345**	24
W x H: 30 x 80 mm	Light gray	**CD-HF 30X80**	**3240346**	12
W x H: 30 x 100 mm	Light gray	**CD-HF 30X100**	**3240347**	12
W x H: 40 x 40 mm	Light gray	**CD-HF 40X40**	**3240348**	25
W x H: 40 x 60 mm	Light gray	**CD-HF 40X60**	**3240349**	20
W x H: 40 x 80 mm	Light gray	**CD-HF 40X80**	**3240350**	10
W x H: 40 x 100 mm	Light gray	**CD-HF 40X100**	**3240351**	10
W x H: 60 x 40 mm	Light gray	**CD-HF 60X40**	**3240352**	20
W x H: 60 x 60 mm	Light gray	**CD-HF 60X60**	**3240353**	12
W x H: 60 x 80 mm	Light gray	**CD-HF 60X80**	**3240354**	10
W x H: 60 x 100 mm	Light gray	**CD-HF 60X100**	**3240355**	8
W x H: 80 x 25 mm	Light gray	**CD-HF 80X25**	**3240356**	12
W x H: 80 x 40 mm	Light gray	**CD-HF 80X40**	**3240357**	15
W x H: 80 x 60 mm	Light gray	**CD-HF 80X60**	**3240358**	10
W x H: 80 x 80 mm	Light gray	**CD-HF 80X80**	**3240359**	6
W x H: 80 x 100 mm	Light gray	**CD-HF 80X100**	**3240360**	8
W x H: 100 x 40 mm	Light gray	**CD-HF 100X40**	**3240361**	10
W x H: 100 x 60 mm	Light gray	**CD-HF 100X60**	**3240362**	8
W x H: 100 x 80 mm	Light gray	**CD-HF 100X80**	**3240363**	6
W x H: 100 x 100 mm	Light gray	**CD-HF 100X100**	**3240364**	6
W x H: 120 x 60 mm	Light gray	**CD-HF 120X60**	**3240365**	6
W x H: 120 x 80 mm	Light gray	**CD-HF 120X80**	**3240366**	4

Accessories

Upper cable duct part, 2000 mm long			
For a width of 25 mm	**CD-HF COVER 25**	**3240369**	14
For a width of 30 mm	**CD-HF COVER 30**	**3240370**	10
For a width of 40 mm	**CD-HF COVER 40**	**3240371**	14
For a width of 60 mm	**CD-HF COVER 60**	**3240372**	10
For a width of 80 mm	**CD-HF COVER 80**	**3240373**	10
For a width of 100 mm	**CD-HF COVER 100**	**3240367**	7
For a width of 120 mm	**CD-HF COVER 120**	**3240368**	6
Universal wire holding bracket, pre-perforated for cable duct widths of 40, 60, 80, and 100 mm	**CD WR**	**3240284**	10
Plastic body-bound rivet, 4 mm diameter, for a material thickness of 1.5 ... 6 mm	**RVT-PA 4**	**3240498**	100
6 mm diameter, material thickness of 2 ... 8 mm	**RVT-PA 6**	**3240499**	100
Rivet setting tool, for use with RVT–PA 4 plastic body-bound rivets	**UNIFOX-RVT P 4**	**1212478**	1
Rivet setting tool, for use with RVT–PA 6 plastic body-bound rivets	**UNIFOX-RVT P 6**	**1212509**	1

Cable ducts and accessories



– Installed conductors are securely held in place by means of wire retaining clips that can be snapped onto bars on the side
– The wide, diagonal heads of the cable duct bars make it easy to fit the cover and hold it securely in place

– Predetermined breaking point enables tool-free, burr-free removal of bars
– The CUTFOX-CD cable duct cutter for easy cutting with minimum effort and no burrs

– Plastic body-bound rivets enable easy fixing of cable ducts using the rivet setting tool

– Thanks to its powerful leverage and special blade geometry, the PPS CD cable duct cutter allows easy cutting with minimum effort and no burrs

Notes:

For cable ducts cut to customer requirements, visit: www.phoenixcontact.net/products.

General data	
Material	
Inflammability class according to UL 94	
Temperature range	[°C]

Description
Cable duct, 2000 mm long, consisting of **lower** and **upper part**
W x H: 25 x 25 mm
W x H: 25 x 40 mm
W x H: 25 x 60 mm
W x H: 25 x 80 mm
W x H: 30 x 40 mm
W x H: 30 x 60 mm
W x H: 30 x 80 mm
W x H: 30 x 100 mm
W x H: 40 x 40 mm
W x H: 40 x 60 mm
W x H: 40 x 80 mm
W x H: 40 x 100 mm
W x H: 60 x 40 mm
W x H: 60 x 60 mm
W x H: 60 x 80 mm
W x H: 60 x 100 mm
W x H: 80 x 25 mm
W x H: 80 x 40 mm
W x H: 80 x 60 mm
W x H: 80 x 80 mm
W x H: 80 x 100 mm
W x H: 100 x 40 mm
W x H: 100 x 60 mm
W x H: 100 x 80 mm
W x H: 100 x 100 mm
W x H: 120 x 60 mm
W x H: 120 x 80 mm
Upper cable duct part, 2000 mm long
For a width of 25 mm
For a width of 30 mm
For a width of 40 mm
For a width of 60 mm
For a width of 80 mm
For a width of 100 mm
For a width of 120 mm
Universal wire holding bracket, pre-perforated for cable duct widths of 40, 60, 80, and 100 mm
Plastic body-bound rivet, 4 mm diameter, for a material thickness of 1.5 ... 6 mm
6 mm diameter, material thickness of 2 ... 8 mm
Rivet setting tool, for use with RVT–PA 4 plastic body-bound rivets
Rivet setting tool, for use with RVT–PA 6 plastic body-bound rivets

Cable ducts, gray

Cable ducts, white

Cable ducts, blue

Technical data

PVC
V0
-5 ... 60

Ordering data

Type	Order No.	Pcs. / Pkt.
CD 25X25	3240187	25
CD 25X40	3240188	24
CD 25X60	3240191	15
CD 25X80	3240197	10
CD 30X40	3240278	20
CD 30X60	3240280	24
CD 30X80	3240282	12
CD 30X100	3240283	12
CD 40X40	3240189	25
CD 40X60	3240192	20
CD 40X80	3240198	10
CD 40X100	3240294	10
CD 60X40	3240190	20
CD 60X60	3240193	12
CD 60X80	3240199	10
CD 60X100	3240263	8
CD 80X25	3240281	12
CD 80X40	3240335	15
CD 80X60	3240194	10
CD 80X80	3240200	6
CD 80X100	3240264	8
CD 100X40	3240279	10
CD 100X60	3240195	8
CD 100X80	3240201	6
CD 100X100	3240205	6
CD 120X60	3240196	6
CD 120X80	3240202	4

Accessories

CD COVER 25	3240285	14
CD COVER 30	3240295	20
CD COVER 40	3240286	14
CD COVER 60	3240287	10
CD COVER 80	3240288	10
CD COVER 100	3240289	6
CD COVER 120	3240290	6
CD WR	3240284	10
RVT-PA 4	3240498	100
RVT-PA 6	3240499	100
UNIFOX-RVT P 4	1212478	1
UNIFOX-RVT P 6	1212509	1

Technical data

PVC
V0
-5 ... 60

Ordering data

Type	Order No.	Pcs. / Pkt.
CD 25X25 WH	3240616	25
CD 25X40 WH	3240617	24
CD 25X60 WH	3240618	15
CD 25X80 WH	3240619	10
CD 30X40 WH	3240620	20
CD 30X60 WH	3240621	24
CD 30X80 WH	3240622	12
CD 30X100 WH	3240623	12
CD 40X40 WH	3240624	25
CD 40X60 WH	3240625	20
CD 40X80 WH	3240626	10
CD 40X100 WH	3240627	10
CD 60X40 WH	3240628	20
CD 60X60 WH	3240629	12
CD 60X80 WH	3240630	10
CD 60X100 WH	3240631	8
CD 80X25 WH	3240632	12
CD 80X40 WH	3240633	15
CD 80X60 WH	3240634	10
CD 80X80 WH	3240635	6
CD 80X100 WH	3240636	8
CD 100X40 WH	3240637	10
CD 100X60 WH	3240638	8
CD 100X80 WH	3240639	6
CD 100X100 WH	3240640	6
CD 120X60 WH	3240641	6
CD 120X80 WH	3240642	4

Accessories

CD COVER 25 WH	3240645	14
CD COVER 30 WH	3240646	10
CD COVER 40 WH	3240647	14
CD COVER 60 WH	3240648	10
CD COVER 80 WH	3240649	10
CD COVER 100 WH	3240643	6
CD COVER 120 WH	3240644	6
CD WR	3240284	10
RVT-PA 4	3240498	100
RVT-PA 6	3240499	100
UNIFOX-RVT P 4	1212478	1
UNIFOX-RVT P 6	1212509	1

Technical data

PVC
V0
-5 ... 60

Ordering data

Type	Order No.	Pcs. / Pkt.
CD 25X25 BU	3240301	25
CD 25X40 BU	3240302	24
CD 25X60 BU	3240303	15
CD 25X80 BU	3240304	10
CD 30X40 BU	3240305	20
CD 30X60 BU	3240306	24
CD 30X80 BU	3240307	12
CD 30X100 BU	3240308	12
CD 40X40 BU	3240309	25
CD 40X60 BU	3240310	20
CD 40X80 BU	3240311	10
CD 40X100 BU	3240312	10
CD 60X40 BU	3240313	20
CD 60X60 BU	3240314	12
CD 60X80 BU	3240315	10
CD 60X100 BU	3240316	8
CD 80X25 BU	3240317	12
CD 80X40 BU	3240318	15
CD 80X25 BU	3240317	12
CD 80X80 BU	3240320	6
CD 80X100 BU	3240321	8
CD 100X40 BU	3240322	10
CD 100X60 BU	3240323	8
CD 100X80 BU	3240324	6
CD 100X100 BU	3240325	6
CD 120X60 BU	3240326	6
CD 120X80 BU	3240327	4

Accessories

CD COVER 25 BU	3240330	14
CD COVER 30 BU	3240331	10
CD COVER 40 BU	3240332	14
CD COVER 60 BU	3240333	10
CD COVER 80 BU	3240334	10
CD COVER 100 BU	3240328	6
CD COVER 120 BU	3240329	6
CD WR	3240284	10
RVT-PA 4	3240498	100
RVT-PA 6	3240499	100
UNIFOX-RVT P 4	1212478	1
UNIFOX-RVT P 6	1212509	1

Cable duct cutters

- Easy, burr-free cutting with minimum effort thanks to the special cutting geometry and optimum leverage
- Non-slip ergonomic grip
- With spring reset
- 45° limit stop
- 75 mm cutting width

Technical data

Dimensions		Width	Length	Height
	[mm]	-	**245**	-
General data				
Weight	[kg]	0.43		

Ordering data

Description	Color	Type	Order No.	Pcs. / Pkt.
Cable duct cutter	black	**CUTFOX-CD**	**1212474**	1
Cable duct cutters	black	**PPS CD M**	**1207569**	1

Accessories

Replacement blade, for PPS CD M	**PPS CD BLADE**	**1207572**	1
Replacement counter support (grip protection), for PPS CD M	**PPS CD M COHO**	**1208995**	1
Workbench, with plywood panel 700 x 1200 x 50 mm, without mounting screws and bore holes	**PPS TABLE**	**1206285**	1

Cable clamps and DIN rail



Cable clamps
for a cable diameter of 6 - 64 mm

- The cable clamps provide strain relief
- Individual or bundled cables with a diameter of up to 64 mm can be safely and easily installed
- The halogen-free plastic troughs have been designed to be perfectly secure while at the same time protecting the conductors

Technical data

General data	
Material	Steel

Ordering data

Description	Type	Order No.	Pcs. / Pkt.
Cable clamp, for DIN rail			
For cable diameters of 6 – 14 mm	**WCC 14**	**3240252**	25
For cable diameters of 12 – 18 mm	**WCC 18**	**3240253**	25
For cable diameters of 18 – 22 mm	**WCC 22**	**3240254**	25
For cable diameters of 22 – 26 mm	**WCC 26**	**3240255**	25
For cable diameters of 26 – 30 mm	**WCC 30**	**3240256**	25
For cable diameters of 30 – 34 mm	**WCC 34**	**3240257**	25
For cable diameters of 34 – 38 mm	**WCC 38**	**3240258**	25
For cable diameters of 38 – 42 mm	**WCC 42**	**3240259**	25
For cable diameters of 42 – 56 mm	**WCC 56**	**3240260**	25
For cable diameters of 56 – 64 mm	**WCC 64**	**3240261**	25
DIN rails, for cable clamps			
	NS 30/15 PERF.2000MM	**3240262**	5

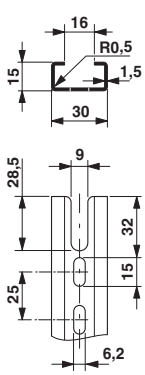

NS 30/15 PERF. 2000MM DIN rail

Protective hoses made of plastic

Notes:

Pcs. / Pkt. specifies the protective hose length in [m].

Slotted, outside diameter of 21.2 - 42.5 mm

The plastic protective hoses offer optimum protection, thanks to the following properties:
– Airtight and liquid tight
– Oil-resistant up to +80°C
– Gasoline-resistant
– Largely resistant to acids and solvents
– Free from silicone, halogen, and cadmium
– UV resistant

The V0 version offers additional protection, thanks to its self-extinguishing property. This makes it suitable for use in the following areas:
– Machine and system engineering
– Vehicle construction
– Rail vehicles
– Shipbuilding
– Automation
– Electrical systems

The transition and end sleeves offer an alternative form of termination to the actual cable gland.
– Can be used wherever it is not possible or necessary to attach a cable gland
– Prevent damage to the conductors being fed through

Technical data

General data		
Material		PA
Components		Free from silicone, halogen, and cadmium
Inflammability class according to UL 94		HB
Temperature range	[°C]	-40 ... 105

Ordering data

Description		Color	Type	Order No.	Pcs. / Pkt.
Protective hose, slotted, for retrofitting					
Diameter [mm] Outside/inside	Bending radius [mm] static				
21.2 / 16.5	40	black	**WP-PA HF-SL 21,2 BK**	**3240845**	10
28.5 / 23	45	black	**WP-PA HF-SL 28,5 BK**	**3240846**	10
34.5 / 29	55	black	**WP-PA HF-SL 34,5 BK**	**3240847**	10
42.5 / 36	65	black	**WP-PA HF-SL 42,5 BK**	**3240848**	10
Protective hose					
Diameter [mm] Outside/inside	Bending radius [mm] static/dynamic				
10 / 6.5	13 / 35	black			
13 / 10	20 / 45	black			
15.8 / 12	35 / 55	black			
21.2 / 16.5	45 / 75	black			
28.5 / 23	55 / 100	black			
34.5 / 29	65 / 120	black			
42.5 / 36	90 / 150	black			
Protective hose					
Diameter [mm] Outside/inside	Bending radius [mm] static/dynamic				
10 / 6.5	13 / 35	black			
13 / 10	20 / 45	black			
15.8 / 12	35 / 55	black			
21.2 / 16.5	45 / 75	black			
28.5 / 23	55 / 100	black			
34.5 / 29	65 / 120	black			
42.5 / 36	90 / 150	black			
Transition sleeves, from hose to cable					
Diameter [mm] Outside/inside					
10 / 8		black			
13 / 10		black			
15.8 / 12		black			
21.2 / 16.5		black			
28.2 / 23		black			
34.5 / 29		black			
42.5 / 37		black			
End sleeves					
Diameter [mm] Outside/inside					
10 / 4.3		black			
13 / 7.8		black			
15.8 / 10.3		black			
21.2 / 14.3		black			
28.2 / 20.8		black			
34.5 / 26.8		black			
42.5 / 33.8		black			

PA 6.6 V0 plastic protective hose, outside diameter of 10 - 42.5 mm

PA 6.6 HB plastic protective hose, outside diameter of 10 - 42.5 mm

Transition sleeve for protective hose diameters of 10 - 42.5 mm

Technical data

PA
Free from silicone, halogen, and cadmium
HB
-40 ... 115

Ordering data

Type	Order No.	Pcs. / Pkt.
WP-PA HF 10,0 BK	3240680	50
WP-PA HF 13,0 BK	3240681	50
WP-PA HF 15,8 BK	3240682	50
WP-PA HF 21,2 BK	3240683	50
WP-PA HF 28,5 BK	3240684	50
WP-PA HF 34,5 BK	3241088	25
WP-PA HF 42,5 BK	3241089	25

Technical data

PA
Free from silicone, halogen, and cadmium
HB
-40 ... 105

Ordering data

Type	Order No.	Pcs. / Pkt.
WP-PA HF-HB 10,0 BK	3240838	50
WP-PA HF-HB 13,0 BK	3240839	50
WP-PA HF-HB 15,8 BK	3240840	50
WP-PA HF-HB 21,2 BK	3240841	50
WP-PA HF-HB 28,5 BK	3240842	50
WP-PA HF-HB 34,5 BK	3240843	25
WP-PA HF-HB 42,5 BK	3240844	25

Technical data

TPE
Halogen-free
HB
-40 ... 120

Ordering data

Type	Order No.	Pcs. / Pkt.
WP-EC TPE HF 10,0 BK	3240974	50
WP-EC TPE HF 13,0 BK	3240975	50
WP-EC TPE HF 15,8 BK	3240976	50
WP-EC TPE HF 21,2 BK	3240977	50
WP-EC TPE HF 28,5 BK	3240978	25
WP-EC TPE HF 34,5 BK	3240979	25
WP-EC TPE HF 42,5 BK	3240980	25
WP-SC PA HF 10,0 BK	3240981	50
WP-SC PA HF 13,0 BK	3240982	50
WP-SC PA HF 15,8 BK	3240983	50
WP-SC PA HF 21,2 BK	3240984	50
WP-SC PA HF 28,5 BK	3240985	25
WP-SC PA HF 34,5 BK	3240986	25
WP-SC PA HF 42,5 BK	3240987	25

Screw connections for plastic protective hoses

The plastic screw connections with straight design are available in IP66 and IP69K protection classes.
They offer the following features:
– Vibration-resistant, automatic protective hose latching
– Pg or metric thread
– Resistant to oil and gasoline
– Resistant to acids and solvents
– Free from silicone, halogen, and cadmium

Tool-free protective hose mounting

– Secure, reliable, and easy latching in the hose screw connection, see figure below

Notes:

For accessories and dimensional drawings, see www.phoenixcontact.net/products.

IP66 degree of protection, Pg7 - Pg36 thread

Technical data

General data		
Material		PA
Components		Free from silicone, halogen, and cadmium
Degree of protection		IP66
Thread type		Pg
Inflammability class according to UL 94		V0
Temperature range	[°C]	-40 ... 115

Ordering data

Description	Color	Type	Order No.	Pcs. / Pkt.
Screw connection, IP66, straight, with Pg thread, for protective hose outside diameter [mm]				
10	black	**WP-G HF IP66 PG7 BK**	**3240888**	50
13	black	**WP-G HF IP66 PG9 BK**	**3240889**	50
15.8	black	**WP-G HF IP66 PG11 BK**	**3240890**	50
21.2	black	**WP-G HF IP66 PG16 BK**	**3240891**	50
28.5	black	**WP-G HF IP66 PG21 BK**	**3240892**	25
34.5	black	**WP-G HF IP66 PG29 BK**	**3240893**	25
42.5	black	**WP-G HF IP66 PG36 BK**	**3240894**	25
Screw connection, IP66, straight, with metric thread, for protective hose outside diameter [mm]				
10	black			
13	black			
15.8	black			
21.2	black			
28.5	black			
34.5	black			
42.5	black			
Screw connection, IP69K, straight, with Pg thread, for protective hose outside diameter [mm]				
10	black			
13	black			
15.8	black			
21.2	black			
28.5	black			
34.5	black			
42.5	black			
Screw connection, IP69K, straight, with metric thread, for protective hose outside diameter [mm]				
10	black			
13	black			
15.8	black			
21.2	black			
28.5	black			
34.5	black			
42.5	black			

Accessories

Counter nuts and seals

see page 568 onwards

IP66 degree of protection, M10 - M40 metric thread

Technical data

PA
Free from silicone, halogen, and cadmium
IP66
metric
V0
-40 ... 115

Ordering data

Type	Order No.	Pcs. / Pkt.
WP-G HF IP66 M10 BK	3240895	50
WP-G HF IP66 M12 BK	3240896	50
WP-G HF IP66 M16 BK	3240897	50
WP-G HF IP66 M20 BK	3240898	50
WP-G HF IP66 M25 BK	3240899	25
WP-G HF IP66 M32 BK	3240900	25
WP-G HF IP66 M40 BK	3240901	25

Accessories

see page 568 onwards

IP69K degree of protection, Pg7 - Pg36 thread

Technical data

PA
Free from silicone, halogen, and cadmium
IP68/IP69K
Pg
V0
-40 ... 115

Ordering data

Type	Order No.	Pcs. / Pkt.
WP-G HF IP69K PG7 BK	3240874	50
WP-G HF IP69K PG9 BK	3240875	50
WP-G HF IP69K PG11 BK	3240876	50
WP-G HF IP69K PG16 BK	3240877	50
WP-G HF IP69K PG21 BK	3240878	25
WP-G HF IP69K PG29 BK	3240879	25
WP-G HF IP69K PG36 BK	3240880	25

Accessories

see page 568 onwards

IP69K degree of protection, M10 - M40 metric thread

Technical data

PA
Free from silicone, halogen, and cadmium
IP68/IP69K
metric
V0
-40 ... 115

Ordering data

Type	Order No.	Pcs. / Pkt.
WP-G HF IP69K M10 BK	3240881	50
WP-G HF IP69K M12 BK	3240882	50
WP-G HF IP69K M16 BK	3240883	50
WP-G HF IP69K M20 BK	3240884	50
WP-G HF IP69K M25 BK	3240885	25
WP-G HF IP69K M32 BK	3240886	25
WP-G HF IP69K M40 BK	3240887	25

Accessories

see page 568 onwards

Screw connections, angled, for plastic protective hoses

The plastic screw connections with angled design are available in IP66 and IP69K protection classes. They offer the following features:
– Vibration-resistant, automatic protective hose latching
– Pg or metric thread
– Resistant to oil and gasoline
– Resistant to acids and solvents
– Free from silicone, halogen, and cadmium

Tool-free protective hose mounting

– Secure, reliable, and easy latching in the hose screw connection

Notes:

For accessories and dimensional drawings, see www.phoenixcontact.net/products.

IP66 degree of protection, Pg7 - Pg36 thread

Technical data

General data		
Material		PA
Components		Free from silicone, halogen, and cadmium
Degree of protection		IP66
Thread type		Pg
Inflammability class according to UL 94		HB
Temperature range	[°C]	-40 ... 115

Ordering data

Description	Color	Type	Order No.	Pcs. / Pkt.
Screw connection, IP66, 90° angled, with Pg thread, for protective hose outside diameter [mm]				
10	black	**WP-GA HF IP66 PG7 BK**	**3240916**	50
13	black	**WP-GA HF IP66 PG9 BK**	**3240917**	50
15.8	black	**WP-GA HF IP66 PG11 BK**	**3240918**	50
21.2	black	**WP-GA HF IP66 PG16 BK**	**3240919**	50
28.5	black	**WP-GA HF IP66 PG21 BK**	**3240920**	25
34.5	black	**WP-GA HF IP66 PG29 BK**	**3240921**	10
42.5	black	**WP-GA HF IP66 PG36 BK**	**3240922**	10
Screw connection, IP66, 90° angled, with metric thread, for protective hose outside diameter [mm]				
10	black			
13	black			
15.8	black			
21.2	black			
28.5	black			
34.5	black			
42.5	black			
Screw connection, IP69K, 90° angled, with Pg thread, for protective hose outside diameter [mm]				
10	black			
13	black			
15.8	black			
21.2	black			
28.5	black			
34.5	black			
42.5	black			
Screw connection, IP69K, 90° angled, with metric thread, for protective hose outside diameter [mm]				
10	black			
13	black			
15.8	black			
21.2	black			
28.5	black			
34.5	black			
42.5	black			

Accessories

Counter nuts and seals	see page 568 onwards

IP66 degree of protection, M10 - M40 metric thread

Technical data

PA
Free from silicone, halogen, and cadmium
IP66
metric
HB
-40 ... 115

Ordering data

Type	Order No.	Pcs. / Pkt.
WP-GA HF IP66 M10 BK	3240923	50
WP-GA HF IP66 M12 BK	3240924	50
WP-GA HF IP66 M16 BK	3240925	50
WP-GA HF IP66 M20 BK	3240926	50
WP-GA HF IP66 M25 BK	3240927	50
WP-GA HF IP66 M32 BK	3240928	25
WP-GA HF IP66 M40 BK	3240929	10

Accessories

see page 568 onwards

IP69K degree of protection, Pg7 - Pg36 thread

Technical data

PA
Free from silicone, halogen, and cadmium
IP68/IP69K
Pg
HB
-40 ... 115

Ordering data

Type	Order No.	Pcs. / Pkt.
WP-GA HF IP69K PG7 BK	3240902	50
WP-GA HF IP69K PG9 BK	3240903	50
WP-GA HF IP69K PG11 BK	3240904	50
WP-GA HF IP69K PG16 BK	3240905	50
WP-GA HF IP69K PG21 BK	3240906	25
WP-GA HF IP69K PG29 BK	3240907	10
WP-GA HF IP69K PG36 BK	3240908	10

Accessories

see page 568 onwards

IP69K degree of protection, M10 - M40 metric thread

Technical data

PA
Free from silicone, halogen, and cadmium
IP68/IP69K
metric
HB
-40 ... 115

Ordering data

Type	Order No.	Pcs. / Pkt.
WP-GA HF IP69K M10 BK	3240909	50
WP-GA HF IP69K M12 BK	3240910	50
WP-GA HF IP69K M16 BK	3240911	50
WP-GA HF IP69K M20 BK	3240912	50
WP-GA HF IP69K M25 BK	3240913	25
WP-GA HF IP69K M32 BK	3240914	10
WP-GA HF IP69K M40 BK	3240915	10

Accessories

see page 568 onwards

Screw connections with strain relief, for plastic protective hoses

The plastic screw connections with strain relief are available in IP66 and IP69K protection classes.
They offer the following features:
– Vibration-resistant, automatic protective hose latching
– Pg or metric thread
– Integrated cable strain relief
– Resistant to oil and gasoline
– Resistant to acids and solvents
– Free from silicone, halogen, and cadmium

Tool-free protective hose mounting

– Secure, reliable, and easy latching in the hose screw connection

Notes:

For accessories and dimensional drawings, see www.phoenixcontact.net/products.

IP66 degree of protection, Pg7 - Pg36 thread, with strain relief

Technical data

General data	
Material	PA
Components	Free from silicone, halogen, and cadmium
Degree of protection	IP66
Thread type	Pg
Inflammability class according to UL 94	V0
Temperature range [°C]	-40 ... 115

Ordering data

Description	Color	Type	Order No.	Pcs. / Pkt.
Screw connection, IP66, straight, with Pg thread, for protective hose outside diameter [mm]				
10	black	**WP-GR HF IP66 PG7 BK**	**3240944**	20
13	black	**WP-GR HF IP66 PG9 BK**	**3240945**	20
15.8	black	**WP-GR HF IP66 PG11 BK**	**3240946**	20
21.2	black	**WP-GR HF IP66 PG16 BK**	**3240947**	10
28.5	black	**WP-GR HF IP66 PG21 BK**	**3240948**	10
34.5	black	**WP-GR HF IP66 PG29 BK**	**3240949**	10
42.5	black	**WP-GR HF IP66 PG36 BK**	**3240950**	10
Screw connection, IP66, straight, with metric thread, for protective hose outside diameter [mm]				
13	black			
15.8	black			
21.2	black			
28.5	black			
34.5	black			
42.5	black			
Screw connection, IP69K, straight, with Pg thread, for protective hose outside diameter [mm]				
10	black			
13	black			
15.8	black			
21.2	black			
28.5	black			
34.5	black			
42.5	black			
Screw connection, IP69K, straight, with metric thread, for protective hose outside diameter [mm]				
13	black			
15.8	black			
21.2	black			
28.5	black			
34.5	black			
42.5	black			

Accessories

Counter nuts and seals see page 568 onwards

IP66 degree of protection, M12 - M40 metric thread, with strain relief

Technical data

PA
Free from silicone, halogen, and cadmium
IP66
metric
V0
-40 ... 115

Ordering data

Type	Order No.	Pcs. / Pkt.
WP-GR HF IP66 M12 BK	3240952	20
WP-GR HF IP66 M16 BK	3240953	20
WP-GR HF IP66 M20 BK	3240954	20
WP-GR HF IP66 M25 BK	3240955	10
WP-GR HF IP66 M32 BK	3240956	10
WP-GR HF IP66 M40 BK	3240957	10

Accessories

see page 568 onwards

IP69K degree of protection, Pg7 - Pg36 thread, with strain relief

Technical data

PA
Free from silicone, halogen, and cadmium
IP68/IP69K
Pg
V0
-40 ... 115

Ordering data

Type	Order No.	Pcs. / Pkt.
WP-GR HF IP69K PG7 BK	3240930	20
WP-GR HF IP69K PG9 BK	3240931	20
WP-GR HF IP69K PG11 BK	3240932	20
WP-GR HF IP69K PG16 BK	3240933	10
WP-GR HF IP69K PG21 BK	3240934	10
WP-GR HF IP69K PG29 BK	3240935	10
WP-GR HF IP69K PG36 BK	3240936	10

Accessories

see page 568 onwards

IP69K degree of protection, M12 - M40 metric thread, with strain relief

Technical data

PA
Free from silicone, halogen, and cadmium
IP68/IP69K
metric
V0
-40 ... 115

Ordering data

Type	Order No.	Pcs. / Pkt.
WP-GR HF IP69K M12 BK	3240938	20
WP-GR HF IP69K M16 BK	3240939	20
WP-GR HF IP69K M20 BK	3240940	20
WP-GR HF IP69K M25 BK	3240941	10
WP-GR HF IP69K M32 BK	3240942	10
WP-GR HF IP69K M40 BK	3240943	10

Accessories

see page 568 onwards

Protective hoses with PVC- or PU-coated spirals

The **WP-SPIRAL PVC C ...** plastic protective hoses with soft PVC-coated spring wire helix offer optimum protection, thanks to the following properties:
– Highly flexible
– Can be stretched and compressed
– Internal corrosion protection
– Largely resistant to acids and solvents
– Free from silicone and cadmium
– Airtight and liquid tight

The **WP-SPIRAL PU C ...** plastic protective hoses with fixed, PU-coated spring wire helix offer the following:
– Very tough and resistant to abrasion
– Highly flexible
– Resistant to germs
– Airtight and liquid tight
– Resistant to oil and grease
– Gasoline-resistant
– Largely resistant to acids and solvents
– Free from silicone, halogen, and cadmium
– Flame-protected
– Behaves extremely well at low temperatures
– V2 according to UL 94
– Suitable as a suction tube

The covered protective hoses are particularly suitable for the following fields of application:
– Machine and system engineering
– Vehicle construction
– Use in guide chains
– Shipbuilding
– Automation
– Electrical systems

Notes:
Pcs. / Pkt. specifies the protective hose length in [m].

Protective hose, PVC coated spiral, outside diameter of 10 - 45 mm

Technical data

General data		
Material		PVC
Components		Free from silicone and cadmium
Inflammability class according to UL 94		-
Temperature range	[°C]	-25 ... 80

Ordering data

Description		Color	Type	Order No.	Pcs. / Pkt.
Protective hose, PVC-coated spiral					
Diameter [mm] Outside/inside	Bending radius [mm] static				
10 / 7	8	gray	**WP-SPIRAL PVC C 10**	**3240849**	10
14 / 10	10	gray	**WP-SPIRAL PVC C 14**	**3240850**	10
17 / 13	13	gray	**WP-SPIRAL PVC C 17**	**3240851**	10
21 / 16	17	gray	**WP-SPIRAL PVC C 21**	**3240852**	10
27 / 22	20	gray	**WP-SPIRAL PVC C 27**	**3240853**	10
36 / 29	24	gray	**WP-SPIRAL PVC C 36**	**3240854**	10
45 / 38	36	gray	**WP-SPIRAL PVC C 45**	**3240855**	10
Protective hose, PU-coated spiral					
Diameter [mm] Outside/inside	Bending radius [mm] static				
10 / 7	8	blue			
14 / 10	10	blue			
17 / 13	13	blue			
21 / 16	17	blue			
27 / 22	20	blue			
36 / 29	24	blue			
45 / 38	36	blue			
End sleeves					
Diameter [mm] Outside/inside	Cable diameter [mm]				
10 / 7	6	gray			
14 / 10	9	gray			
17 / 13	11.5	gray			
21 / 16	14.5	gray			
27 / 21	19.5	gray			
36 / 29	26.5	gray			
45 / 38	36	gray			

Protective hose, PU coated spiral, outside diameter of 10 - 45 mm

End sleeve for protective hose diameter of 10 - 45 mm

Technical data

PU
Free from silicone, halogen, and cadmium
V2
-40 ... 80

Ordering data

Type	Order No.	Pcs. / Pkt.
WP-SPIRAL PU C HF 10	**3240856**	10
WP-SPIRAL PU C HF 14	**3240857**	10
WP-SPIRAL PU C HF 17	**3240858**	10
WP-SPIRAL PU C HF 21	**3240859**	10
WP-SPIRAL PU C HF 27	**3240860**	10
WP-SPIRAL PU C HF 36	**3240861**	10
WP-SPIRAL PU C HF 45	**3240862**	10

Technical data

PP
Halogen-free
HB
-10 ... 110

Ordering data

Type	Order No.	Pcs. / Pkt.
WP-SC HF 10	**3241016**	50
WP-SC HF 14	**3241017**	50
WP-SC HF 17	**3241018**	50
WP-SC HF 21	**3241019**	50
WP-SC HF 27	**3241020**	25
WP-SC HF 36	**3241021**	25
WP-SC HF 45	**3241022**	20

Screw connections, for protective hoses with coated spirals



IP65 degree of protection, Pg7 - Pg36 thread

The polypropylene screw connections with a straight design are available with or without a rotatable connecting thread.
- Easy, tool-free mounting
- High resistance to dust and fluids
- Vibration resistance and high tensile strength, thanks to hose screw-out locking

Rotatable screw connections

- The protective hose can still be rotated after panel mounting, thanks to the special screw connections



Technical data

General data	
Material	PP
Degree of protection	IP65
Thread type	Pg
Components	Halogen-free
Inflammability class according to UL 94	HB
Temperature range [°C]	-10 ... 110

Ordering data

Description		Color	Type	Order No.	Pcs. / Pkt.
Screw connection, IP65, straight, with Pg thread					
Outside diameter of protective hose [mm]	Cable diameter [mm]				
10	6	gray	**WP-G PP HF PG7**	**3240988**	10
14	9	gray	**WP-G PP HF PG9**	**3240989**	10
17	11	gray	**WP-G PP HF PG11**	**3240990**	10
21	14.5	gray	**WP-G PP HF PG16**	**3240991**	10
27	19.5	gray	**WP-G PP HF PG21**	**3240992**	10
36	27	gray	**WP-G PP HF PG29**	**3240993**	2
45	36	gray	**WP-G PP HF PG36**	**3240994**	2
Screw connection, IP65, straight, with metric thread					
Outside diameter of protective hose [mm]	Cable diameter [mm]				
10	6	gray			
14	8	gray			
17	11	gray			
21	15	gray			
27	20	gray			
36	27	gray			
45	35	gray			
Screw connection, IP54, rotatable, with Pg thread					
Outside diameter of protective hose [mm]	Cable diameter [mm]				
10	5.5	gray			
14	9.5	gray			
17	11.5	gray			
21	14.5	gray			
27	19.5	gray			
36	27	gray			
45	35.5	gray			
Screw connection, IP54, rotatable, with metric thread					
Outside diameter of protective hose [mm]	Cable diameter [mm]				
10	5.5	gray			
14	9.5	gray			
17	11.5	gray			
21	14.5	gray			
27	19.5	gray			
36	27	gray			

Accessories

Counter nuts and seals	see page 568 onwards

IP65 degree of protection, M10 - M40 metric thread

Technical data

PP
IP65
metric
Halogen-free
HB
-10 ... 110

Ordering data

Type	Order No.	Pcs. / Pkt.
WP-G PP HF M10	**3240995**	10
WP-G PP HF M12	**3240996**	10
WP-G PP HF M16	**3240997**	10
WP-G PP HF M20	**3240998**	10
WP-G PP HF M25	**3240999**	10
WP-G PP HF M32	**3241000**	2
WP-G PP HF M40	**3241001**	2

Accessories

see page 568 onwards

IP54 degree of protection, Pg7 - Pg36 thread, rotatable

Technical data

PP
IP54
Pg
Halogen-free
HB
-10 ... 110

Ordering data

Type	Order No.	Pcs. / Pkt.
WP-GT PP HF PG7	**3241002**	10
WP-GT PP HF PG9	**3241003**	10
WP-GT PP HF PG11	**3241004**	10
WP-GT PP HF PG16	**3241005**	10
WP-GT PP HF PG21	**3241006**	10
WP-GT PP HF PG29	**3241007**	2
WP-GT PP HF PG36	**3241008**	2

Accessories

see page 568 onwards

IP54 degree of protection, M12 - M40 metric thread, rotatable

Technical data

PP
IP54
metric
Halogen-free
HB
-10 ... 110

Ordering data

Type	Order No.	Pcs. / Pkt.
WP-GT PP HF M12	**3241010**	10
WP-GT PP HF M16	**3241011**	10
WP-GT PP HF M20	**3241012**	10
WP-GT PP HF M25	**3241013**	10
WP-GT PP HF M32	**3241014**	10
WP-GT PP HF M40	**3241015**	2

Accessories

see page 568 onwards

Protective hoses made of steel or stainless steel

The metal protective hoses made of galvanized steel or stainless steel offer optimum protection and have a wide range of uses, thanks to the following properties:
– Interlocked, helix-wound profile
– Highly flexible
– High tensile strength and resistance to lateral pressure

These properties make the products suitable for use in the following areas:
– Machine and system engineering
– Vehicle construction
– Ex area according to EN 60079−14 and EN 61241−14
– Shipbuilding
– Rail vehicles
– Automation
– Electrical systems

Notes:
Pcs. / Pkt. specifies the protective hose length in [m].

Stainless steel protective hose, outside diameter of 10 - 45 mm

Technical data

General data	
Material	Steel, galvanized
Temperature range [°C]	-200 ... 220

Ordering data

Description		Color	Type	Order No.	Pcs. / Pkt.
Protective hose					
Diameter [mm] Outside/inside	Bending radius [mm] static				
10 / 8	28	silver	**WP-STEEL ZC 10**	**3240697**	10
14 / 11	34	silver	**WP-STEEL ZC 14**	**3240865**	10
17 / 14	40	silver	**WP-STEEL ZC 17**	**3240698**	10
21 / 18	50	silver	**WP-STEEL ZC 21**	**3240699**	10
27 / 23	63	silver	**WP-STEEL ZC 27**	**3240866**	10
36 / 31	85	silver	**WP-STEEL ZC 36**	**3240700**	10
45 / 40	100	silver	**WP-STEEL ZC 45**	**3240701**	10
Protective hose					
Diameter [mm] Outside/inside	Bending radius [mm] static				
10 / 8	22	silver			
14 / 11	25	silver			
17 / 14	40	silver			
21 / 18	50	silver			
27 / 23	63	silver			
36 / 31	85	silver			
45 / 40	100	silver			
End sleeves					
Outside diameter of hose [mm]	Cable diameter [mm]				
10	6.5	Brass			
14	10	Brass			
17	12.5	Brass			
21	16.5	Brass			
27	21.5	Brass			
36	29.5	Brass			
45	38	Brass			

Stainless steel protective hose (V2A), outside diameter of 10 - 45 mm

End sleeve for protective hose diameter of 10 - 45 mm

Technical data

Stainless steel 1.4301/AISI 304
-200 ... 600

Ordering data

Type	Order No.	Pcs. / Pkt.
WP-STEEL S 10	**3240686**	10
WP-STEEL S 14	**3240687**	10
WP-STEEL S 17	**3240863**	10
WP-STEEL S 21	**3240688**	10
WP-STEEL S 27	**3240864**	10
WP-STEEL S 36	**3240689**	10
WP-STEEL S 45	**3240690**	10

Technical data

Brass
-40 ... 250

Ordering data

Type	Order No.	Pcs. / Pkt.
WP-SC BRASS 10	**3241065**	50
WP-SC BRASS 14	**3241066**	50
WP-SC BRASS 17	**3241067**	50
WP-SC BRASS 21	**3241068**	50
WP-SC BRASS 27	**3241069**	25
WP-SC BRASS 36	**3241070**	25
WP-SC BRASS 45	**3241071**	20

Screw connections, for protective hoses made of steel or stainless steel

The screw connections are available with or without a rotatable connecting thread and have the following properties:

– Easy mounting of protective hose without tools
– Vibration resistance and high tensile strength, thanks to hose screw-out locking
– Integrated inner sleeve and rotation lock for hose

Rotatable screw connections

– The protective hose can still be rotated after panel mounting, thanks to the special screw connections

Notes:

Inner sleeves and seals are supplied as standard.

IP40 degree of protection, Pg7 - Pg36 thread

Technical data

General data	
Material	Brass
Degree of protection	IP40
Thread type	Pg
Temperature range [°C]	-40 ... 125

Ordering data

Description		Color	Type	Order No.	Pcs. / Pkt.
Screw connection, IP40, with Pg thread					
Outside diameter of protective hose [mm]	Cable diameter [mm]				
10	6.5	Brass	**WP-G BRASS IP40 PG7**	**3241037**	10
14	10	Brass	**WP-G BRASS IP40 PG9**	**3241038**	10
17	12.5	Brass	**WP-G BRASS IP40 PG11**	**3241039**	10
21	16	Brass	**WP-G BRASS IP40 PG16**	**3241040**	10
27	21.5	Brass	**WP-G BRASS IP40 PG21**	**3241041**	10
36	29	Brass	**WP-G BRASS IP40 PG29**	**3241042**	2
45	38	Brass	**WP-G BRASS IP40 PG36**	**3241043**	2
Screw connection, IP40, with metric thread					
Outside diameter of protective hose [mm]	Cable diameter [mm]				
10	6.5	Brass			
14	10	Brass			
17	12.5	Brass			
21	16	Brass			
27	21.5	Brass			
36	27.5	Brass			
45	35	Brass			
Screw connection, IP40, rotatable, with Pg thread					
Outside diameter of protective hose [mm]	Cable diameter [mm]				
10	6	Brass			
14	9	Brass			
17	12	Brass			
21	15.5	Brass			
27	20.5	Brass			
36	27.5	Brass			
45	36.5	Brass			
Screw connection, IP40, rotatable, with metric thread					
Outside diameter of protective hose [mm]	Cable diameter [mm]				
10	6	Brass			
14	9	Brass			
17	12	Brass			
21	15.5	Brass			
27	20.5	Brass			
36	27.5	Brass			
45	35	Brass			

IP40 degree of protection, M10 - M40 metric thread

IP40 degree of protection, Pg7 - Pg36 thread, rotatable

IP40 degree of protection, M10 - M40 metric thread, rotatable

Technical data

Brass
IP40
metric
-40 ... 125

Ordering data

Type	Order No.	Pcs. / Pkt.
WP-G BRASS IP40 M10	3241044	10
WP-G BRASS IP40 M12	3241045	10
WP-G BRASS IP40 M16	3241046	10
WP-G BRASS IP40 M20	3241047	10
WP-G BRASS IP40 M25	3241048	10
WP-G BRASS IP40 M32	3241049	2
WP-G BRASS IP40 M40	3241050	2

Technical data

Brass
IP40
Pg
-40 ... 250

Ordering data

Type	Order No.	Pcs. / Pkt.
WP-GT BRASS PG7	3241023	10
WP-GT BRASS PG9	3241024	10
WP-GT BRASS PG11	3241025	10
WP-GT BRASS PG16	3241026	10
WP-GT BRASS PG21	3241027	10
WP-GT BRASS PG29	3241028	2
WP-GT BRASS PG36	3241029	2

Technical data

Brass
IP40
metric
-40 ... 250

Ordering data

Type	Order No.	Pcs. / Pkt.
WP-GT BRASS M10	3241030	10
WP-GT BRASS M12	3241031	10
WP-GT BRASS M16	3241032	10
WP-GT BRASS M20	3241033	10
WP-GT BRASS M25	3241034	10
WP-GT BRASS M32	3241035	2
WP-GT BRASS M40	3241036	2

Protective hoses made of steel with PVC coating and screw connections

- Optimum protection
- Numerous possible applications
- Tool-free assembly of screw connection and protective hose
- Screw connection for high resistance

Notes:
Pcs. / Pkt. specifies the protective hose length in [m].
Inner sleeves and seals are supplied as standard.

Stainless steel protective hose (V2A), PVC-coated, outside diameter of 10 - 45 mm

IP65 degree of protection, Pg7 - Pg36 thread and M10 - M40 metric thread

Technical data

General data		
Material	Steel, galvanized/PVC	Brass
Degree of protection	-	IP65
Thread type	-	Pg
Temperature range [°C]	-25 ... 80	-40 ... 125

Ordering data

Description		Color	Type	Order No.	Pcs. / Pkt.	Type	Order No.	Pcs. / Pkt.
Protective hose, in galvanized steel, PVC-coated								
Diameter [mm] Outside/inside	Bending radius [mm] static							
10 / 7	95	black	**WP-STEEL PVC C 10**	**3240867**	10			
14 / 10	105	black	**WP-STEEL PVC C 14**	**3240868**	10			
17 / 13	115	black	**WP-STEEL PVC C 17**	**3240869**	10			
21 / 17	110	black	**WP-STEEL PVC C 21**	**3240870**	10			
27 / 22	135	black	**WP-STEEL PVC C 27**	**3240871**	10			
36 / 29	145	black	**WP-STEEL PVC C 36**	**3240872**	10			
45 / 38	215	black	**WP-STEEL PVC C 45**	**3240873**	10			
End sleeves, in brass								
Outside diameter of hose [mm]	Cable diameter [mm]							
10	6	Brass	**WP-SC BRASS WP PVC 10**	**3241072**	50			
14	8.5	Brass	**WP-SC BRASS WP PVC 14**	**3241073**	50			
17	11.5	Brass	**WP-SC BRASS WP PVC 17**	**3241074**	50			
21	15.5	Brass	**WP-SC BRASS WP PVC 21**	**3241075**	50			
27	20.5	Brass	**WP-SC BRASS WP PVC 27**	**3241076**	25			
36	27.5	Brass	**WP-SC BRASS WP PVC 36**	**3241077**	25			
45	36.5	Brass	**WP-SC BRASS WP PVC 45**	**3241078**	20			
Screw connection, IP65, with Pg thread								
Outside diameter of protective hose [mm]	Cable diameter [mm]							
10	6	Brass				**WP-G BRASS IP65 PG7**	**3241051**	10
14	8.5	Brass				**WP-G BRASS IP65 PG9**	**3241052**	10
17	11.5	Brass				**WP-G BRASS IP65 PG11**	**3241053**	10
21	15.5	Brass				**WP-G BRASS IP65 PG16**	**3241054**	10
27	20.5	Brass				**WP-G BRASS IP65 PG21**	**3241055**	10
36	27.5	Brass				**WP-G BRASS IP65 PG29**	**3241056**	2
45	35	Brass				**WP-G BRASS IP65 PG36**	**3241057**	2
Screw connection, IP65, with metric thread								
Outside diameter of protective hose [mm]	Cable diameter [mm]							
10	6	Brass				**WP-G BRASS IP65 M10**	**3241058**	10
14	8.5	Brass				**WP-G BRASS IP65 M12**	**3241059**	10
17	11.5	Brass				**WP-G BRASS IP65 M16**	**3241060**	10
21	15.5	Brass				**WP-G BRASS IP65 M20**	**3241061**	10
27	20.5	Brass				**WP-G BRASS IP65 M25**	**3241062**	10
36	27.5	Brass				**WP-G BRASS IP65 M32**	**3241063**	2
45	35	Brass				**WP-G BRASS IP65 M40**	**3241064**	2

Spiral hoses

Notes:
Pcs. / Pkt. indicates the spiral hose length in [m].

Easy bundling and routing of cables and conductors
- Fast and easy to use
- Can be retrofitted
- The spiral structure means that individual conductors and cables can be led out at any point
- Offer protection under light mechanical strain

Spiral hose,
for bundle diameters of 2 mm - 150 mm

Technical data

General data		
Material		PE
Components		free from silicone and halogen
Inflammability class according to UL 94		HB
Temperature range	[°C]	-50 ... 85

Ordering data

Description	Color	Type	Order No.	Pcs. / Pkt.
Spiral hose, for bundle diameters				
2 - 15 mm	transparent	**WG-S HF 15**	**3241109**	50
4 - 20 mm	transparent	**WG-S HF 20**	**3241111**	25
7 - 40 mm	transparent	**WG-S HF 40**	**3241113**	25
12 - 50 mm	transparent	**WG-S HF 50**	**3241115**	25
13 - 70 mm	transparent	**WG-S HF 70**	**3241117**	25
15 - 80 mm	transparent	**WG-S HF 80**	**3241119**	20
20 - 120 mm	transparent	**WG-S HF 120**	**3241121**	25
25 - 150 mm	transparent	**WG-S HF 150**	**3241123**	20
Spiral hose, for bundle diameters				
2 - 15 mm	black	**WG-S HF 15 BK**	**3241110**	50
4 - 20 mm	black	**WG-S HF 20 BK**	**3241112**	25
7 - 40 mm	black	**WG-S HF 40 BK**	**3241114**	25
12 - 50 mm	black	**WG-S HF 50 BK**	**3241116**	25
13 - 70 mm	black	**WG-S HF 70 BK**	**3241118**	25
15 - 80 mm	black	**WG-S HF 80 BK**	**3241120**	20
20 - 120 mm	black	**WG-S HF 120 BK**	**3241122**	25
25 - 150 mm	black	**WG-S HF 150 BK**	**3241124**	20

Accessories

Electrician's scissors, high cutting performance thanks to micro-serrated cutting area, suitable for copper, aluminum, Kevlar fibers, and plastic, two-component non-slip soft-grip handles, ergonomic design, adjustable screw joint	**CUTFOX-ES**	**1212621**	1

Accessories for protective hose mounting

The WP-BASE C... protective hose holders with cover can be attached using a screw.

- An integrated rib fastening also helps to relieve the strain on the protective hose
- The base of the holder is designed so that it can even be pushed onto a C DIN rail
- The engagement pins enable hose holders of different sizes to be arranged alongside each other

WP-BASE HF... protective hose clips:

- Galvanized steel locking latch with rubber profile
- Screw mounting

WP-BASE ... fixing bracket:

- With two mounting holes according to DIN 46320
- Protective hose feed-through can be attached to the side of the panel
- Pg or metric protective hose screw connections can be mounted on a bracket

Protective hose with cover

Technical data

General data	
Material	PA

Ordering data

Description		Color	Type	Order No.	Pcs. / Pkt.
Protective hose holder with cover, screwable, made of plastic					
Outside diameter of protective hose [mm]	Hole diameter [mm]				
10	10	black	**WP-BASE C PA HF 10,0 BK**	**3240958**	50
13	13	black	**WP-BASE C PA HF 13,0 BK**	**3240959**	50
15.8	15.8	black	**WP-BASE C PA HF 15,8 BK**	**3240960**	50
21.2	21.2	black	**WP-BASE C PA HF 21,2 BK**	**3240961**	50
28.5	28.2	black	**WP-BASE C PA HF 28,2 BK**	**3240962**	25
34.5	34.5	black	**WP-BASE C PA HF 34,5 BK**	**3240963**	25
42.5	42.5	black	**WP-BASE C PA HF 42,5 BK**	**3240964**	25
Protective hose clip, screwable					
Outside diameter of protective hose [mm]	Hole diameter [mm]				
10	10	silver/black			
13	13	silver/black			
14	14	silver/black			
15.8	15.8	silver/black			
17	17	silver/black			
22	22	silver/black			
29	29	silver/black			
36	37	silver/black			
45	45	silver/black			
Fixing bracket, screwable					
Screw connection	Hole diameter [mm]				
Pg16	23	silver			
Pg21	29	silver			
Pg29	37.5	silver			
Pg36	47.5	silver			
Fixing bracket, screwable					
Screw connection	Hole diameter [mm]				
M16	17	silver			
M20	21	silver			
M25	26	silver			
M32	33	silver			
M40	43	silver			

Protective hose clip

Fixing bracket, screw version, for Pg screw connection

Fixing bracket, screw version, for metric screw connection

Technical data

Steel, galvanized

Ordering data

Type	Order No.	Pcs. / Pkt.
WP-BASE HF 9-10	3240965	50
WP-BASE HF 13	3240966	50
WP-BASE HF 14	3240967	50
WP-BASE HF 15,8	3240968	50
WP-BASE HF 17	3240969	50
WP-BASE HF 22	3240970	50
WP-BASE HF 29	3240971	50
WP-BASE HF 37	3240972	50
WP-BASE HF 45	3240973	25

Technical data

Steel, galvanized

Ordering data

Type	Order No.	Pcs. / Pkt.
WP-BASE A PG16	3241079	25
WP-BASE A PG21	3241080	25
WP-BASE A PG29	3241081	25
WP-BASE A PG36	3241082	25

Technical data

Steel, galvanized

Ordering data

Type	Order No.	Pcs. / Pkt.
WP-BASE A M16	3241083	25
WP-BASE A M20	3241084	25
WP-BASE A M25	3241085	25
WP-BASE A M32	3241086	25
WP-BASE A M40	3241087	25

Accessories for protective hose mounting

N

Counter nut, M12 - M40, plastic

WP-CN ...

The counter nuts are used to lock protective hose screw connections in the case of bore holes without a thread.

- Counter nuts made of brass or plastic
- The fiberglass-reinforced polyamide ensures a high degree of mechanical stability
- Metric thread according to EN 50262, making the counter nut suitable for universal use

Technical data

General data	
Material	Polyamide fiberglass reinforced

Ordering data

Description	Color	Type	Order No.	Pcs. / Pkt.
Counter nut, plastic, for protective hose screw connections with metric thread				
for M12	gray	**WP-CN PA M12**	**3241132**	100
for M16	gray	**WP-CN PA M16**	**3241133**	100
for M20	gray	**WP-CN PA M20**	**3241134**	100
for M25	gray	**WP-CN PA M25**	**3241135**	100
for M32	gray	**WP-CN PA M32**	**3241136**	100
for M40	gray	**WP-CN PA M40**	**3241137**	50
Counter nut, plastic, for protective hose screw connections with Pg thread				
for Pg7	gray			
for Pg9	gray			
for Pg11	gray			
for Pg16	gray			
for Pg21	gray			
for Pg29	gray			
for Pg36	gray			
Counter nut, nickel-plated brass, for protective hose screw connections with metric thread				
for M10	silver			
for M12	silver			
for M16	silver			
for M20	silver			
for M25	silver			
for M32	silver			
for M40	silver			
Counter nut, nickel-plated brass, for protective hose screw connections with Pg thread				
for Pg7	silver			
for Pg9	silver			
for Pg11	silver			
for Pg16	silver			
for Pg21	silver			
for Pg29	silver			
for Pg36	silver			

N

Counter nut, Pg7 - Pg36, plastic

N

Counter nut, M10 - M40, brass

N

Counter nut, Pg7 - Pg36, brass

Technical data

Polyamide fiberglass reinforced

Ordering data

Type	Order No.	Pcs. / Pkt.
WP-CN PA PG7	3241138	100
WP-CN PA PG9	3241139	100
WP-CN PA PG11	3241140	100
WP-CN PA PG16	3241141	100
WP-CN PA PG21	3241142	100
WP-CN PA PG29	3241143	100
WP-CN PA PG36	3241144	50

Technical data

Nickel-plated brass

Ordering data

Type	Order No.	Pcs. / Pkt.
WP-CN BRASS M10	3241145	100
WP-CN BRASS M12	3241146	100
WP-CN BRASS M16	3241147	100
WP-CN BRASS M20	3241148	100
WP-CN BRASS M25	3241149	100
WP-CN BRASS M32	3241150	100
WP-CN BRASS M40	3241151	50

Technical data

Nickel-plated brass

Ordering data

Type	Order No.	Pcs. / Pkt.
WP-CN BRASS PG7	3241152	100
WP-CN BRASS PG9	3241153	100
WP-CN BRASS PG11	3241154	100
WP-CN BRASS PG16	3241155	100
WP-CN BRASS PG21	3241156	100
WP-CN BRASS PG29	3241157	100
WP-CN BRASS PG36	3241158	50

Accessories for protective hose mounting

N

Flat gasket made from Perbunan

WP-FS ...

The Perbunan flat sealing rings are used to seal protective hose screw connections on uneven surfaces. They are inserted between the hose screw connection and the surface, thereby achieving degrees of protection up to IP68.

WP-FS HF...

The Centellen flat sealing rings also provide an optimum seal on uneven surfaces. As well as having IP68 protection and high mechanical stability, the sealing rings are also UV resistant and halogen-free. This enables them to be used outdoors. Properties:

– Resistant to oil, seal against dust and water, UV resistant, halogen-free, high mechanical stability

WP-OR...

The properties of the Perbunan O-rings, such as their resistance to oil and seal against water and dust, mean that they can be used in a wide range of applications.

	Technical data
General data	
Material	Perbunan

		Ordering data		
Description	Color	Type	Order No.	Pcs. / Pkt.
Flat gasket, Perbunan, for protective hose screw connections with metric thread				
for M10	black	**WP-FS IP68 M10**	**3241159**	50
for M12	black	**WP-FS IP68 M12**	**3241160**	50
for M16	black	**WP-FS IP68 M16**	**3241161**	50
for M20	black	**WP-FS IP68 M20**	**3241162**	50
for M25	black	**WP-FS IP68 M25**	**3241163**	50
for M32	black	**WP-FS IP68 M32**	**3241164**	25
for M40	black	**WP-FS IP68 M40**	**3241165**	25
Flat gasket, Perbunan, for protective hose screw connections with Pg thread				
for Pg7	black	**WP-FS IP68 PG7**	**3241166**	50
for Pg9	black	**WP-FS IP68 PG9**	**3241167**	50
for Pg11	black	**WP-FS IP68 PG11**	**3241168**	50
for Pg16	black	**WP-FS IP68 PG16**	**3241169**	50
for Pg21	black	**WP-FS IP68 PG21**	**3241170**	25
for Pg29	black	**WP-FS IP68 PG29**	**3241171**	25
for Pg36	black	**WP-FS IP68 PG36**	**3241172**	25
Flat gasket, Centellen, for protective hose screw connections with metric thread				
for M10	green			
for M12	green			
for M16	green			
for M20	green			
for M25	green			
for M32	green			
for M40	green			
Flat gasket, Centellen, for protective hose screw connections with Pg thread				
for Pg7	green			
for Pg9	green			
for Pg11	green			
for Pg16	green			
for Pg21	green			
for Pg29	green			
for Pg36	green			
O-ring, Perbunan, for protective hose screw connections with metric thread				
for M10	black			
for M12	black			
for M16	black			
for M20	black			
for M25	black			
for M32	black			
for M40	black			
O-ring, Perbunan, for protective hose screw connections with Pg thread				
for Pg7	black			
for Pg9	black			
for Pg11	black			
for Pg16	black			
for Pg21	black			
for Pg29	black			
for Pg36	black			

N

Flat gasket made from Centellen

N

O-ring made from Perbunan

Technical data

Centellen

Ordering data

Type	Order No.	Pcs. / Pkt.
WP-FS HF IP68 M10	3241173	50
WP-FS HF IP68 M12	3241174	50
WP-FS HF IP68 M16	3241175	50
WP-FS HF IP68 M20	3241176	50
WP-FS HF IP68 M25	3241177	50
WP-FS HF IP68 M32	3241178	25
WP-FS HF IP68 M40	3241179	25
WP-FS HF IP68 PG7	3241180	50
WP-FS HF IP68 PG9	3241181	50
WP-FS HF IP68 PG11	3241182	50
WP-FS HF IP68 PG16	3241183	50
WP-FS HF IP68 PG21	3241184	25
WP-FS HF IP68 PG29	3241185	25
WP-FS HF IP68 PG36	3241186	25

Technical data

Perbunan

Ordering data

Type	Order No.	Pcs. / Pkt.
WP-OR M10	3241187	50
WP-OR M12	3241188	50
WP-OR M16	3241189	50
WP-OR M20	3241190	50
WP-OR M25	3241191	50
WP-OR M32	3241192	25
WP-OR M40	3241193	25
WP-OR PG7	3241194	50
WP-OR PG9	3241195	50
WP-OR PG11	3241196	50
WP-OR PG16	3241197	50
WP-OR PG21	3241198	25
WP-OR PG29	3241199	25
WP-OR PG36	3241200	25

Plastic cable marker for insert labels, for assembly with cable binders

Notes:

For corresponding cable binders, see page 574 onwards.

For insert labels measuring 29 x 8 mm

- Plastic cable markers for marking and bundling multiple conductors and cables indoors
- The printed insert label is protected from dirt by the sealing cap
- Labeling service: Phoenix Contact can custom-label all insert labels for plastic cable markers in accordance with your requirements

Technical data

General data	
Material	Polyethylene
Temperature range [°C]	-40 ... 80
Components	free from silicone and halogen

Ordering data

Description	Color	Type	Order No.	Pcs. / Pkt.
Plastic cable markers for insert labels, with cable binders with a pointed end, can be labeled with ESL..., EMT... or US-EMP... insert labels, diameter: 10 ... 25 mm, lettering field size: 29 x 8 mm	transparent	**KMK**	**1005208**	100
Plastic cable markers for insert labels, with cable binders with a pointed end, can be labeled with ESL..., EMT... or US-EMP... insert labels, diameter: 16 ... 35 mm, lettering field size: 40 x 17 mm	transparent			
Cable and conductor markers for insert labels, can be labeled with EST or ESL, diameter of 1 - 12 mm, lettering field size: 24 x 4 mm	white			
Cable and conductor markers for labels, lettering field size: 20 x 8 mm	white			

Accessories

Insert strips for laser printers, DIN A4, perforated Lettering field size: 29 x 8 mm, 1 sheet = 174 labels Lettering field size: 40 x 17 mm, 1 sheet = 56 labels Lettering field size: 24 x 4 mm, 1 sheet = 488 labels	**ESL 29X 8**	**0808257**	10
Insert labels for thermal transfer printers Lettering field size: 29 x 8 mm, 5400 labels p. roll Lettering field size: 40 x 17 mm, 2300 labels p. roll Lettering field size: 24 x 4 mm, 5000 labels p. roll	**EMT (29X8)R**	**0817277**	1
UniSheet, 0.5 mm thick 48-section, lettering field size: 29 x 8 mm 16-section, lettering field size: 40 x 17 mm	**US-EMP (29X8)**	**0829436**	10
Textile label, lettering field size: 20 x 8 mm 2500 labels p. roll 2500 labels p. roll			

For insert labels measuring 40 x 17 mm

For insert labels, 12 mm conductor diameter

For adhesive labels, conductor diameter of up to 20 mm

Technical data

Polyethylene
-40 ... 80
free from silicone and halogen

Ordering data

Type	Order No.	Pcs. / Pkt.
KMK 3	1005211	50

Accessories

ESL 40X17	0808095	10
EMT (40X17)R	0817293	1
US-EMP (40X17)	0829437	10

Technical data

PA
-40 ... 100
free from silicone and halogen

Ordering data

Type	Order No.	Pcs. / Pkt.
LM	1004377	100

Accessories

ESL 24X 4	0808231	10
EMT (24X4)R	0816265	1

Technical data

PA
-40 ... 100
free from silicone and halogen

Ordering data

Type	Order No.	Pcs. / Pkt.
KME	0807083	50

Accessories

EMLC (20X8)R	0815680	1
EML (20X8)R	0816786	1

Plastic cable binders

Cable tie length of 98 - 1000 mm

- For bundling and fastening conductors and cables
- Can be used indoors and outdoors even under unfavorable industrial conditions
- With the UNIFOX-CT ... cable binder tool, the cable binders can be easily tightened and cut off flush in one step
- Cable binders are easy to use, thanks to their optimized geometries
- Optimum head shape for high tensile forces
- Temperature range: briefly up to 110°C
- Comprehensive approvals
- **Designation example:**
  WT-HF 2,5X98
  Cable binder width: 2.5 mm
  Cable binder length: 98 mm

Technical data

General data		
Material		PA 6.6
Components		free from silicone and halogen
Inflammability class according to UL 94		V2
Temperature range	[°C]	-40 ... 85

Ordering data

Description	Color	Type	Order No.	Pcs. / Pkt.
Cable binder, maximum bundle Ø [mm]/minimum tensile strength [N]				
21 / 80	transparent	**WT-HF 2,5X98**	**3240732**	100
40 / 80	transparent	**WT-HF 2,6X160**	**3240736**	100
52 / 80	transparent	**WT-HF 2,6X200**	**3240740**	100
35 / 130	transparent	**WT-HF 3,6X140**	**3240744**	100
50 / 130	transparent	**WT-HF 3,6X200**	**3240748**	100
80 / 130	transparent	**WT-HF 3,6X290**	**3240752**	100
40 / 220	transparent	**WT-HF 4,5X160**	**3240756**	100
50 / 220	transparent	**WT-HF 4,5X200**	**3240760**	100
79 / 220	transparent	**WT-HF 4,5X290**	**3240764**	100
100 / 220	transparent	**WT-HF 4,5X360**	**3240768**	100
115 / 220	transparent	**WT-HF 4,5X430**	**3240770**	100
80 / 540	transparent	**WT-HF 7,8X300**	**3240772**	100
100 / 540	transparent	**WT-HF 7,8X365**	**3240774**	100
158 / 540	transparent	**WT-HF 7,8X540**	**3240719**	100
233 / 700	transparent	**WT-HF 9X780**	**3240778**	100
143 / 1080	transparent	**WT-HF 12,6X850**	**3240730**	50
302 / 1080	transparent	**WT-HF 12,6X1000**	**3240728**	50
Cable binder, large pack, maximum bundle Ø [mm]/minimum tensile strength [N]				
21 / 80	transparent	**WT-HF 2,5X98-L**	**3240735**	1000
40 / 80	transparent	**WT-HF 2,6X160-L**	**3240739**	1000
52 / 80	transparent	**WT-HF 2,6X200-L**	**3240743**	1000
35 / 130	transparent	**WT-HF 3,6X140-L**	**3240747**	1000
50 / 130	transparent	**WT-HF 3,6X200-L**	**3240751**	1000
80 / 130	transparent	**WT-HF 3,6X290-L**	**3240755**	500
40 / 220	transparent	**WT-HF 4,5X160-L**	**3240759**	1000
50 / 220	transparent	**WT-HF 4,5X200-L**	**3240763**	1000

Accessories

Cable binder pliers, for plastic cable binders with a width of 2.2 - 4.8 mm, for a material thickness of up to 1.6 mm	**UNIFOX-CT 4,8**	**1212475**	1
Professional cable binder pliers, for plastic cable binders with a width of 2.2 - 4.8 mm, up to 1.6 mm material thickness Ergonomically designed grip with comfortable tension force adjustment	**UNIFOX-CT 4,8P**	**1212609**	1

Plastic cable binders



Cable tie length of 98 - 1000 mm

- The black cable binders are UV stabilized by adding carbon black and are suitable for use in outdoor systems according to ISO 4895 (QUV-B 150 hours) for up to three years
- Temperature range: briefly up to 110°C
- Comprehensive approvals

Technical data

General data		
Material		PA 6.6
Components		free from silicone and halogen
Inflammability class according to UL 94		V2
Temperature range	[°C]	-40 ... 85

Ordering data

Description	Color	Type	Order No.	Pcs. / Pkt.
Cable binder, maximum bundle Ø [mm]/minimum tensile strength [N]				
21 / 80	black	**WT-HF 2,5X98 BK**	**3240733**	100
40 / 80	black	**WT-HF 2,6X160 BK**	**3240737**	100
52 / 80	black	**WT-HF 2,6X200 BK**	**3240741**	100
35 / 130	black	**WT-HF 3,6X140 BK**	**3240745**	100
50 / 130	black	**WT-HF 3,6X200 BK**	**3240749**	100
80 / 130	black	**WT-HF 3,6X290 BK**	**3240753**	100
40 / 220	black	**WT-HF 4,5X160 BK**	**3240757**	100
50 / 220	black	**WT-HF 4,5X200 BK**	**3240761**	100
79 / 220	black	**WT-HF 4,5X290 BK**	**3240765**	100
100 / 220	black	**WT-HF 4,5X360 BK**	**3240769**	100
115 / 220	black	**WT-HF 4,5X430 BK**	**3240771**	100
80 / 540	black	**WT-HF 7,8X300 BK**	**3240773**	100
100 / 540	black	**WT-HF 7,8X365 BK**	**3240775**	100
158 / 540	black	**WT-HF 7,8X540 BK**	**3240721**	100
233 / 700	black	**WT-HF 9X780 BK**	**3240779**	100
143 / 1080	black	**WT-HF 12,6X850 BK**	**3240731**	50
302 / 1080	black	**WT-HF 12,6X1000 BK**	**3240729**	50
Cable binder, large pack, maximum bundle Ø [mm]/minimum tensile strength [N]				
21 / 80	black	**WT-HF 2,5X98 BK-L**	**3240734**	1000
40 / 80	black	**WT-HF 2,6X160 BK-L**	**3240738**	1000
52 / 80	black	**WT-HF 2,6X200 BK-L**	**3240742**	1000
35 / 130	black	**WT-HF 3,6X140 BK-L**	**3240746**	1000
50 / 130	black	**WT-HF 3,6X200 BK-L**	**3240750**	1000
80 / 130	black	**WT-HF 3,6X290 BK-L**	**3240754**	500
40 / 220	black	**WT-HF 4,5X160 BK-L**	**3240758**	1000
50 / 220	black	**WT-HF 4,5X200 BK-L**	**3240762**	1000

Accessories

Cable binder pliers, for plastic cable binders with a width of 2.2 - 4.8 mm, for a material thickness of up to 1.6 mm	**UNIFOX-CT 4,8**	**1212475**	1
Professional cable binder pliers, for plastic cable binders with a width of 2.2 - 4.8 mm, up to 1.6 mm material thickness Ergonomically designed grip with comfortable tension force adjustment	**UNIFOX-CT 4,8P**	**1212609**	1

Cable binders for outdoor use

Cable tie length of 98 - 365 mm

The WT-UV HF ... cable binders are specially designed for outdoor use and offer the following features:

- Weatherproof and UV resistant according to ISO 4892 (QUV-B 600 hours) for up to ten years
- Cable binders are easy to use, thanks to their optimum geometries
- Optimum head shape for high tensile forces
- Halogen-free/silicone-free
- Constantly high temperature resistance up to 105°C
- **Designation example:**
  WT-UV HF 2,5X98 BK
  Cable binder width: 2.5 mm
  Cable binder length: 98 mm

Technical data

General data		
Material		PA 6.6
Components		free from silicone and halogen
Inflammability class according to UL 94		V2
Temperature range	[°C]	-40 ... 105

Ordering data

Description	Color	Type	Order No.	Pcs. / Pkt.
Cable binder, maximum bundle Ø [mm]/minimum tensile strength [N]				
21 / 80	black	**WT-UV HF 2,5X98 BK**	**3240831**	100
35 / 130	black	**WT-UV HF 3,6X140 BK**	**3240832**	100
50 / 130	black	**WT-UV HF 3,6X200 BK**	**3240833**	100
50 / 220	black	**WT-UV HF 4,5X200 BK**	**3240834**	100
79 / 220	black	**WT-UV HF 4,5X290 BK**	**3240835**	100
100 / 540	black	**WT-UV HF 7,8X365 BK**	**3240837**	100

Accessories

Cable binder pliers, for plastic cable binders with a width of 2.2 - 4.8 mm, for a material thickness of up to 1.6 mm	**UNIFOX-CT 4,8**	**1212475**	1
Professional cable binder pliers, for plastic cable binders with a width of 2.2 - 4.8 mm, up to 1.6 mm material thickness Ergonomically designed grip with comfortable tension force adjustment	**UNIFOX-CT 4,8P**	**1212609**	1

Cable binders for use at high temperatures

Cable tie length of 98 - 365 mm

The WT-HT HF ... cable binders are specially designed for high-temperature applications and offer the following features:

- Constantly high temperature resistance up to 125°C and briefly up to 145°C
- Cable binders are easy to use, thanks to their optimum geometries
- Black cable binders are UV stabilized
- Special head shape for high tensile forces
- Halogen-free/silicone-free
- **Designation example:**
  WT-HT HF 2,5X98
  Cable binder width: 2.5 mm
  Cable binder length: 98 mm

Technical data

General data	
Material	PA 6.6
Components	free from silicone and halogen
Inflammability class according to UL 94	V2
Temperature range [°C]	-40 ... 125

Ordering data

Description	Color	Type	Order No.	Pcs. / Pkt.
Cable binder, maximum bundle Ø [mm]/minimum tensile strength [N]				
21 / 80	transparent	**WT-HT HF 2,5X98**	**3240780**	100
35 / 130	transparent	**WT-HT HF 3,6X140**	**3240782**	100
50 / 130	transparent	**WT-HT HF 3,6X200**	**3240784**	100
50 / 220	transparent	**WT-HT HF 4,5X200**	**3240786**	100
79 / 220	transparent	**WT-HT HF 4,5X290**	**3240788**	100
100 / 540	transparent	**WT-HT HF 7,8X365**	**3240792**	100
Cable binder, maximum bundle Ø [mm]/minimum tensile strength [N]				
21 / 80	black	**WT-HT HF 2,5X98 BK**	**3240781**	100
35 / 130	black	**WT-HT HF 3,6X140 BK**	**3240783**	100
50 / 130	black	**WT-HT HF 3,6X200 BK**	**3240785**	100
50 / 220	black	**WT-HT HF 4,5X200 BK**	**3240787**	100
79 / 220	black	**WT-HT HF 4,5X290 BK**	**3240789**	100
100 / 540	black	**WT-HT HF 7,8X365 BK**	**3240793**	100

Accessories

Cable binder pliers, for plastic cable binders with a width of 2.2 - 4.8 mm, for a material thickness of up to 1.6 mm	**UNIFOX-CT 4,8**	**1212475**	1
Professional cable binder pliers, for plastic cable binders with a width of 2.2 - 4.8 mm, up to 1.6 mm material thickness Ergonomically designed grip with comfortable tension force adjustment	**UNIFOX-CT 4,8P**	**1212609**	1

Cable binders for reopening

Cable tie length of 200 - 350 mm

The WT-D HF ... cable binders are ideal for temporary mounting and offer the following features:
- Can be removed easily without tools and reused
- Cable binders are easy to use, thanks to their optimum geometries
- Halogen-free/silicone-free

Technical data

General data	
Material	PA 6.6
Components	free from silicone and halogen
Inflammability class according to UL 94	V2
Temperature range [°C]	-40 ... 80

Ordering data

Description	Color	Type	Order No.	Pcs. / Pkt.
Cable binder, maximum bundle Ø [mm]/minimum tensile strength [N]				
50 / 220	transparent	**WT-D HF 7,5X200**	**3240712**	100
65 / 220	transparent	**WT-D HF 7,5X250**	**3240714**	100
100 / 220	transparent	**WT-D HF 7,5X350**	**3240716**	100
Cable binder, maximum bundle Ø [mm]/minimum tensile strength [N]				
50 / 220	black	**WT-D HF 7,5X200 BK**	**3240713**	100
65 / 220	black	**WT-D HF 7,5X250 BK**	**3240715**	100
100 / 220	black	**WT-D HF 7,5X350 BK**	**3240717**	100

Cable binders with lug for direct rivet or screw mounting

Notes:

For corresponding cable binder pliers, see previous page.



Cable tie length of 150 - 380 mm

The WT-E HF ... cable binders with lug for direct mounting offer the following features:
- Space saving, thanks to molded fastening lug
- Secure hold, thanks to screw or rivet fixing
- Easy to use
- Halogen-free/silicone-free
- Optimum head shape for high tensile forces
- Temperature range: briefly up to 110°C

Technical data

General data	
Material	PA 6.6
Components	free from silicone and halogen
Inflammability class according to UL 94	V2
Temperature range [°C]	-40 ... 85

Ordering data

Description	Color	Type	Order No.	Pcs. / Pkt.
Cable binder, maximum bundle Ø [mm]/minimum tensile strength [N]				
32 / 130 hole diameter **4.5** mm	transparent	**WT-E HF 3,6X150**	**3240718**	100
50 / 220 hole diameter **5.2** mm	transparent	**WT-E HF 4,8X200**	**3240720**	100
44 / 540 hole diameter **6.5** mm	transparent	**WT-E HF 7,8X200**	**3240722**	100
75 / 540 hole diameter **6.5** mm	transparent	**WT-E HF 7,8X300**	**3240724**	100
104 / 540 hole diameter **6.5** mm	transparent	**WT-E HF 7,8X380**	**3240726**	100

Cable binders with body-bound rivet for direct mounting

Notes:
For corresponding cable binder pliers, see previous page.

Cable tie length of 150 - 200 mm

The WT-R HF ... cable binders for straightforward direct mounting offer the following features:
- Space saving, thanks to molded body-bound rivet
- Easy to plug in and optimum hold in standard drill hole
- Optimum head shape for high tensile forces
- Halogen-free/silicone-free

Technical data

General data		
Material		PA 6.6
Components		free from silicone and halogen
Inflammability class according to UL 94		V2
Temperature range	[°C]	-40 ... 85

Ordering data

Description	Color	Type	Order No.	Pcs. / Pkt.
Cable binder, maximum bundle Ø [mm]/minimum tensile strength [N]				
38 / 130 hole diameter **5.2** mm	transparent	**WT-R HF 3,6X150**	**3240801**	100
50 / 220 hole diameter **6.3** mm	transparent	**WT-R HF 4,8X200**	**3240803**	100

Detectable cable binders

Notes:
For corresponding cable binder pliers, see previous page.



Cable tie length of 98 - 365 mm

The WT-ID HF ... cable binders are specially designed for production processes in the food, pharmaceutical, and chemical industries and offer the following features:
- High level of protection against contamination in the production process
- Detectable using X-ray units or metal detectors
- Magnetic
- Easy to see
- Corrosion-free

Technical data

General data		
Material		PA 6.6
Components		free from silicone and halogen
Inflammability class according to UL 94		V2
Temperature range	[°C]	-40 ... 85

Ordering data

Description	Color	Type	Order No.	Pcs. / Pkt.
Cable binder, with metal portions, maximum bundle Ø [mm]/minimum tensile strength [N]				
21 / 80	blue	**WT-ID HF 2,5X98 BU**	**3240794**	100
35 / 130	blue	**WT-ID HF 3,5X140 BU**	**3240795**	100
50 / 130	blue	**WT-ID HF 3,5X200 BU**	**3240796**	100
50 / 220	blue	**WT-ID HF 4,5X200 BU**	**3240797**	100
79 / 220	blue	**WT-ID HF 4,5X290 BU**	**3240798**	100
100 / 540	blue	**WT-ID HF 7,5X365 BU**	**3240800**	100

Cable binders made of stainless steel AISI 304 (V2A)

Notes:

For corresponding stainless steel cable markers, see page 222.

Cable tie length of 150 - 1067 mm

The WT-STEEL S ... cable binders are especially suited to use outdoors and in the chemical industry. They offer the following features:

- Secure, permanent attachment and a long service life
- Corrosion resistant
- Chemical resistance
- UV resistant
- Weatherproof
- Fire-proof
- Vibration-resistant
- Easy to use and self-locking
- Anti-magnetic
- Halogen-free/silicone-free

Technical data

General data	
Material	Stainless steel 1.4301/AISI 304
Temperature range [°C]	-80 ... 538

Ordering data

Description	Color	Type	Order No.	Pcs. / Pkt.
Cable binder, made of stainless steel (AISI 304), width 4.6 mm, maximum bundle Ø [mm]/minimum tensile strength [N]				
30 / 890	silver	**WT-STEEL S 4,6X150**	**3240807**	100
50 / 890	silver	**WT-STEEL S 4,6X201**	**3240808**	100
69 / 890	silver	**WT-STEEL S 4,6X259**	**3240809**	100
102 / 890	silver	**WT-STEEL S 4,6X360**	**3240810**	100
152 / 890	silver	**WT-STEEL S 4,6X520**	**3240811**	100
203 / 890	silver	**WT-STEEL S 4,6X679**	**3240812**	100
254 / 890	silver	**WT-STEEL S 4,6X838**	**3240723**	100
305 / 890	silver	**WT-STEEL S 4,6X1067**	**3240805**	100
Cable binder, made of stainless steel (AISI 304), width 7.9 mm, maximum bundle Ø [mm]/minimum tensile strength [N]				
69 / 1335	silver	**WT-STEEL S 7,9X259**	**3240814**	100
102 / 1335	silver	**WT-STEEL S 7,9X360**	**3240815**	100
152 / 1335	silver	**WT-STEEL S 7,9X520**	**3240816**	100
203 / 1335	silver	**WT-STEEL S 7,9X679**	**3240817**	100
254 / 1335	silver	**WT-STEEL S 7,9X838**	**3240725**	100
305 / 1335	silver	**WT-STEEL S 7,9X1067**	**3240813**	100

Accessories

Cable binder pliers, for steel cable binders with a width of up to 7.9 mm, for a material thickness of up to 0.3 mm	**UNIFOX-CT M 7,9**	**1212610**	1

Cable binders made of stainless steel AISI 316 (V4A)

Cable tie length of 150 - 1067 mm

The WT-STEEL SH ... cable binders are especially suited to use with aggressive chemicals and in onshore and offshore areas. They offer the following features:

- Secure, permanent attachment with long service life
- Corrosion resistant when exposed to aggressive chemicals, e.g., acids, salt fog, and sea water
- UV resistant
- Weatherproof
- Fire-proof
- Vibration-resistant
- Easy to use
- Anti-magnetic
- Halogen-free/silicone-free

Technical data

General data		
Material		Stainless steel 1.4401/AISI 316
Temperature range	[°C]	-80 ... 538

Ordering data

Description	Color	Type	Order No.	Pcs. / Pkt.
Cable binder, made of stainless steel (AISI 316), width 4.6 mm, maximum bundle Ø [mm]/minimum tensile strength [N]				
30 / 890	silver	**WT-STEEL SH 4,6X150**	**3240820**	100
50 / 890	silver	**WT-STEEL SH 4,6X201**	**3240821**	100
69 / 890	silver	**WT-STEEL SH 4,6X259**	**3240822**	100
102 / 890	silver	**WT-STEEL SH 4,6X360**	**3240823**	100
152 / 890	silver	**WT-STEEL SH 4,6X520**	**3240824**	100
203 / 890	silver	**WT-STEEL SH 4,6X679**	**3240825**	100
254 / 890	silver	**WT-STEEL SH 4,6X838**	**3240727**	100
305 / 890	silver	**WT-STEEL SH 4,6X1067**	**3240818**	100
Cable binder, made of stainless steel (AISI 316), width 7.9 mm, maximum bundle Ø [mm]/minimum tensile strength [N]				
69 / 1335	silver	**WT-STEEL SH 7,9X259**	**3240827**	100
102 / 1335	silver	**WT-STEEL SH 7,9X360**	**3240828**	100
152 / 1335	silver	**WT-STEEL SH 7,9X520**	**3240829**	100
203 / 1335	silver	**WT-STEEL SH 7,9X679**	**3240830**	100
254 / 1335	silver	**WT-STEEL SH 7,9X838**	**3240766**	100
305 / 1335	silver	**WT-STEEL SH 7,9X1067**	**3240826**	100

Accessories

Cable binder pliers, for steel cable binders with a width of up to 7.9 mm, for a material thickness of up to 0.3 mm	**UNIFOX-CT M 7,9**	**1212610**	1

Cable binder base, self-adhesive and/or screwable



The WT-BASE LS ... cable binder bases are characterized by their excellent adhesive properties as well as the following:
- Easy to use
- Cable binders can be fed through on four sides
- Self-adhesive and optionally screwable
- Secure hold, load can be applied after just a few minutes
- Halogen-free/silicone-free

Technical data

General data		
Material		ABS
Inflammability class according to UL 94		HB
Temperature range	[°C]	-40 ... 60

Ordering data

Description	Color	Type	Order No.	Pcs. / Pkt.
Cable binder base, for cable binders of up to 4 mm width, self-adhesive and screwable, 4 mm fixing hole, dimensions: 19 x 19 mm				
	transparent	**WT-BASE LS HF 4**	**3240706**	100
	black	**WT-BASE LS HF 4 BK**	**3240707**	100
Cable binder base, for cable binders of up to 6 mm width, self-adhesive and screwable, 4.8 mm fixing hole, dimensions: 27 x 27 mm				
	transparent	**WT-BASE LS HF 6**	**3240708**	100
	black	**WT-BASE LS HF 6 BK**	**3240709**	100

Cable binder base, screwable



- Space-saving design
- Easy to use
- Cable binders can be fed through on two sides
- Halogen-free/silicone-free

Technical data

General data		
Material		PA 6.6
Inflammability class according to UL 94		V2
Temperature range	[°C]	-40 ... 85

Ordering data

Description	Color	Type	Order No.	Pcs. / Pkt.
Cable binder base, for cable binders of up to 5 mm width, screwable, 3.5 mm fixing hole, dimensions: 9.5 x 15 mm				
	transparent	**WT-BASE HF 5**	**3240702**	100
	black	**WT-BASE HF 5 BK**	**3240703**	100
Cable binder base, for cable binders of up to 9 mm width, screwable, 5 mm fixing hole, dimensions: 14.6 x 22 mm				
	transparent	**WT-BASE HF 9**	**3240704**	100
	black	**WT-BASE HF 9 BK**	**3240705**	100

Cable binder base for direct mounting

- WT-BASE R ... with molded body-bound rivet for direct mounting in materials of up to 3 mm thickness
- WT-BASE P ... is ideally suited to use in solid panels
- Easy to use, can be directly knocked into the panel

	Technical data	Technical data
General data		
Material	PA 6.6	PA 6
Inflammability class according to UL 94	V2	HB
Temperature range [°C]	-40 ... 85	-10 ... 65

		Ordering data			Ordering data		
Description	Color	Type	Order No.	Pcs. / Pkt.	Type	Order No.	Pcs. / Pkt.
Cable binder base, for cable binders of up to 8 mm width, with molded body-bound rivet, 6.5 mm drilling diameter	transparent	**WT-BASE R HF 8**	**3240711**	100			
Cable binder base, for cable binders of up to 9.5 mm width, with fins, 8 mm drilling diameter, can be knocked in	black				**WT-BASE P HF 9,5 BK**	**3240710**	100

Cable drillers, for fast and tool-free bundling of conductors and cables

- Fast and easy to use
- Can be removed again
- Reusable
- Tool-free mounting
- Ideal for temporary bundling
- Halogen-free/silicone-free

	Technical data
General data	
Material	PA 6.6
Inflammability class according to UL 94	V2
Temperature range [°C]	-40 ... 85

		Ordering data		
Description	Color	Type	Order No.	Pcs. / Pkt.
Cable driller				
Bundle diameters 5.1 - 7.6 mm	transparent	**WG-D HF 7,6**	**3241099**	1000
Bundle diameters 7.6 - 10.2 mm	transparent	**WG-D HF 10,2**	**3241101**	1000
Bundle diameters 10.2 - 12.7 mm	transparent	**WG-D HF 12,7**	**3241103**	1000
Bundle diameters 12.7 - 16 mm	transparent	**WG-D HF 16**	**3241105**	1000
Bundle diameters 16 - 20.3 mm	transparent	**WG-D HF 20,3**	**3241107**	1000
Cable driller				
Bundle diameters 5.1 - 7.6 mm	black	**WG-D HF 7,6 BK**	**3241100**	1000
Bundle diameters 7.6 - 10.2 mm	black	**WG-D HF 10,2 BK**	**3241102**	1000
Bundle diameters 10.2 - 12.7 mm	black	**WG-D HF 12,7 BK**	**3241104**	1000
Bundle diameters 12.7 - 16 mm	black	**WG-D HF 16 BK**	**3241106**	1000
Bundle diameters 16 - 20.3 mm	black	**WG-D HF 20,3 BK**	**3241108**	1000

Quality in quantity

Integrated management system

The aim of the Phoenix Contact integrated management system is to coordinate all the requirements regarding products, processes, and organization.

Statutory and regulatory requirements, as well as those of international standards and our customers, are met and, in some cases, even exceeded in all phases of the product lifecycle.

The Phoenix Contact management system is monitored by internationally recognized independent bodies each year to ensure that quality, environmental protection, and safety at the workplace have been integrated in conformity with the relevant requirements. Certification in accordance with international standards ISO 9001, ISO 14001, and BS OHSAS 18001 is the result of our corporate philosophy of meeting the needs of our customers, staff, and environment as fully as possible. They serve as the basis for innovative products with the familiar high Phoenix quality standard, actively practiced environmental protection, and responsibility in the field of occupational health and safety. Of course, we integrate all further requirements of standards, international approvals or special customer requirements into company processes.

This system provides a building block for the success of the Phoenix Contact Group and its products and services.

CE marking

The CE mark was introduced as an important instrument for the free movement of goods and services within the single European market. By attaching the mark to a product, the manufacturer confirms that it complies with all applicable European Union (EU) directives. EC directives describe the product properties with regard to device safety and avoiding danger. These are legally binding regulations of the European Union (EU). In other words, compliance with the requirements is a **statutory condition for marketing the product within the EU**.

Where applicable, the products that our company currently manufactures fall within the scope of the following directives:

- 2006/95/EC
  Electrical equipment designed for use within certain voltage limits (Low-Voltage Directive)
- 2004/108/EC
  Electromagnetic compatibility (EMC Directive)
- 2006/42/EC
  Safety of machinery (Machinery Directive)
- 94/9/EC
  Equipment and protective systems intended for use in potentially explosive areas (ATEX Directive 100a)
- 1999/5/EC
  Radio equipment and telecommunications terminal equipment (R&TTE)

The standards upon which the specified directives are based have been part of our standard of development for a long time. This guarantees conformance with European directives. The numbers of the directives indicate their version at the time of publication. In the event of changes to directives and/or standards, our products will undergo conformity assessment again in good time and a new declaration of conformity will be issued simultaneously. The current declarations for each product can also be found in our Download Center.

The EMC Directive occupies a special place among the European directives listed. It defines electromagnetic compatibility as a fundamental property of devices based on mandatory guidelines. European Law therefore acknowledges the electromagnetic compatibility of devices and systems as an important condition for error-free operation of machinery and systems. Phoenix Contact is one of the leading international companies in surge protection, and therefore possesses broad expertise in EMC. This expertise and the experience gained over years of developing and applying industrial interface and communication technology have resulted in our products having an extremely high standard of quality with regard to electromagnetic compatibility. It was with a view to providing other companies with this expertise that our associate company, Phoenix Testlab, was founded. Phoenix Testlab GmbH is an independent, accredited service provider offering EMC testing that conforms to European standards. At Phoenix Testlab, devices are also tested with regard to their electrical safety, mechanical influences, and their behavior in relation to environmental influences. Furthermore, Phoenix Testlab is a "Notified Body" in accordance with EMC Directive 2004/108/EC and according to R&TTE Directive 1999/5/EC for radio and telecommunications terminal equipment. As a "Telecom Certification Body" (TCB), Phoenix Testlab may also approve these products for markets in the USA, Canada, and Japan.

Standards and regulations

All relevant standards and regulations are used as the basis for the development and maintenance of our products.

International standards are subject to continuous changes as a result of harmonization and new developments. In line with this process, the current version of all standards that are relevant to our products is documented in the product area on our website at **www.phoenixcontact.net/products**.

Online product information service on the web

Phoenix Contact's product range is growing constantly.

Due to our commitment to product monitoring, all products are subject to improvement.

The Internet is an ideal platform to quickly communicate new product developments and improvements to the market.

You can quickly access the relevant Phoenix Contact website for your region via www.phoenixcontact.com. Here, you will always find the latest overview of products, solutions, and services from Phoenix Contact. This includes technical documents, such as data sheets and user manuals, the latest driver and demo software, plus a means of contacting the appropriate contact person directly.

Materials

Polyamide (PA)

Polyamide has excellent electrical, mechanical, chemical, and thermal properties, even at high operating temperatures. Brief peak temperatures of up to 200°C are permitted as a result of heat aging stabilization. Polyamide absorbs moisture from its surroundings (2.8% on average). However, this moisture is not in the form of crystallization water in the plastic itself, but chemically bonded H_2O groups in the molecule structure. This makes the plastic flexible and resistant to breakage, even at temperatures as low as -60°C. PA belongs to inflammability class V2 to V0 as per UL 94. The polyamide used by Phoenix Contact is silicone- and halogen-free and is suitable for use at temperatures between -60°C and +125°C.

Polycarbonate (PC)

Polycarbonate has a high mechanical strength and chemical resistance. Rigidity, dimensional stability, and good heat distortion resistance are further distinguishing features of this material. Polycarbonate is used to manufacture particularly smooth and stable marking materials. The polycarbonate used by Phoenix Contact is silicone- and halogen-free. It absorbs little moisture and is suitable for use at temperatures between -40°C and +125°C.

Polycarbonate/Acrylonitrile butadiene styrene (PC/ABS)

PC/ABS blends are amorphous thermoplastics which are characterized by high impact strength potential even at low temperatures. They are resistant to acids and lyes, for example. In addition to benefiting from a high dimensional accuracy and low distortion tendency, they absorb little moisture. The products manufactured from these blends have high-gloss surfaces. Temperature range: -50°C to +90°C.

Acrylonitrile butadiene styrene (ABS)

ABS is a copolymer. It has a high impact strength and is strong and hard. The ABS used by Phoenix Contact is silicone-free and is suitable for use at temperatures between -40°C and +85°C.

Polyvinyl chloride (PVC)

PVC has a long service life. It is characterized in particular by its outstanding mechanical strength and high chemical resistance. Neither oxygen nor ozone affects PVC. The material is resistant to corrosive salt solutions and most acids. The polyvinyl chloride used by Phoenix Contact is silicone-free and is suitable for use in temperatures between -30°C and +80°C.

Polyester

Polyester is a chemical-resistant material. It is ideally suited to printing, shaping, and punching. Polyester is resistant to UV radiation and absorbs little moisture. The polyester used by Phoenix Contact is silicone- and halogen-free. Depending on its composition, it is suitable for use in temperatures between -40°C and +150°C.

Polyolefin

Polyolefines are semi-crystalline thermoplastics, which can be easily processed as extrusion profiles (shrink sleeves). They are characterized by good chemical resistance. Silicone-free, temperature range: 55°C to +125°C.

Polyethylene (PE)

Polyethylene is a thermoplastic material which is highly resistant to acids, alkalis, and other solvents. PE absorbs hardly any moisture and has high durability and breaking elongation. Silicone- and halogen-free, temperature range: -40°C to +80°C.

Halogen-free

The term halogen-free, based on international standards for base materials for PCBs (e.g., IEC 61249-2-21, IPC 4101 C), relates to the elements chlorine and bromine in flame protection agents. This also forbids the use of flame protection agents containing halogen in accordance with DIN EN ISO 1043-4.

This means that, according to the definition in the ZVEI position paper (requirements for the use of halogen-free products in the electrical and electronics industry), no flame protection agents containing halogen or PVC are present in the components.

Inflammability classification

UL 94 V0/1/2

The inflammability tests for plastics have been defined by the Underwriters Laboratory (USA) in regulation UL 94. This applies to all areas of application, but in particular to electrical engineering. Inflammability of the plastic material is examined in the test laboratory in a horizontal (HB - Horizontal Burn) or vertical (V - Vertical Burn) test with a naked flame. In order of increasing resistance to combustion, the evaluation classes are HB, V1, V2, V0. Test results are listed on "yellow cards" and are published annually in the Recognized Component Directory.

The flash point, the combustion point, and the ignition point of a material are decisive with regard to behavior in fire. The tests show that the classifications of UL 94 V1/2/0 are stricter than those of UL 94 HB.

The test bar is clamped vertically and flame-treated several times. Each flame treatment lasts 10 seconds. Between the flame treatments, the time until the test bar is extinguished is measured. Afterwards, the afterburning times and the drip behavior are evaluated.

This test setup is not suitable for foils and/or very thin test objects that shrink when exposed to the heat of the flame.

Phoenix Contact only uses plastics which conform to UL 94 V1/2/0.

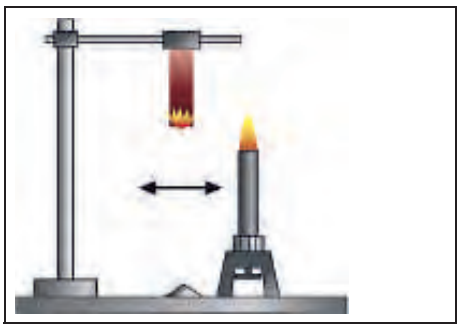

Test setup according to UL 94 V0/1/2

Classification

	UL 94 V0	UL 94 V1	UL 94 V2	UL 94 HB
Burning time after each flame treatment	≤ 10 s	≤ 30 s	≤ 10 s	–
Total burning time after 10 flame treatments	≤ 50 s	≤ 250 s	≤ 250 s	–
Glowing time after the 2nd flame treatment	≤ 30 s	≤ 60 s	≤ 60 s	–
Complete burn-off	No	No	No	Yes
Ignition of the absorbent cotton under the sample	No	No	Yes	–

Halogen-free flame protection

DIN EN ISO 1043-4

Halogens are the chemical elements astatine, fluorine, chlorine, bromine, and iodine. One characteristic of the halogen compounds of bromine and chlorine relates to the reduction in the degree of inflammability when used in plastics. In the event of fire, poisonous corrosive gases are formed. Secondary damage attributable in part to the water used to extinguish the fire can also be caused. For this reason, Phoenix Contact does not use any flame protection systems which contain halogen or other additives. Polyamide, polycarbonate, polycarbonate/acrylonitrile butadiene styrene, acrylonitrile butadiene styrene, and polyolefines feature halogen-free flame protection systems.

Aging test

IEC 60947-7-1/-2

Modular terminal blocks are characterized, among other things, by long life cycles and their ability to safely withstand continuous temperatures of +125°C. In order to ensure that the labeling of these terminal blocks also meets these requirements, Phoenix Contact uses labeling materials with heat stabilizers.

To simulate usage over several years, the marking materials, together with the terminal blocks or conductors, are subjected to a defined temperature cycle in the climate cabinet. The minimum temperature in the climate cabinet is set to +20°C and the maximum temperature to +120°C (+80°C for PVC). The test objects reach the maximum permissible operating temperature during the warming phase and the 10-minute pause phase. The cooling down phase follows. This test consists of a total of 192 cycles.

Without exception, Phoenix Contact marking materials are tested according to IEC 60947-7-1/-2. All plastics used also have sufficient safety reserves.

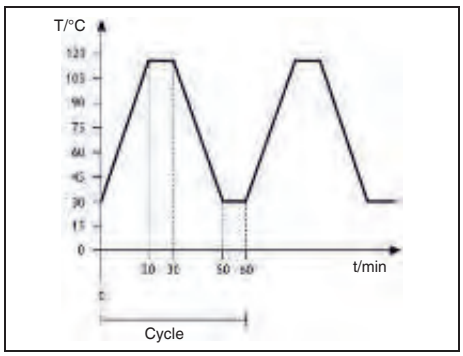

Temperature in relation to time

Resistance to oil and chemicals

In accordance with DIN EN ISO 175

Physical and/or chemical processes/ reactions can occur as a result of external media, such as liquids or gases. This can result in a change to the plastic's properties. The plastic can be damaged or even destroyed. Imprints and labels can also be affected by these changes.

In order to prevent this from happening, Phoenix Contact uses only plastics and printing/labeling materials which have been tested based on DIN EN ISO 175.

Chemical	Weight %
Alkalis	
Sodium hydroxide solution	3
Potassium hydroxide solution	3
Ammonium hydroxide (ammonia water)	25
Alcohols	
Ethanol	100
1-propanol	100
2-propanol	100
Diethylene glycol	100
Aldehyde/ketones	
Ethyl acetate	100

Chemical	Weight %
Oils, greases, aliphatic, and aromatic hydrocarbons	
IRM 902	100
IRM 903	100
ASTM No.1	100
Xylol	100
Test benzene (180/220)	100
Hycut SU 68	100
Hycut SET 46	100
Shell Tellus 92	100
Aqueous salt solutions	
Sodium chloride	5
Potassium chloride	5
Ammonium chloride (ammonia solution)	100

UV light resistance

In accordance with DIN EN ISO 4892-2 and DIN EN ISO 60068-2-5

UV-B components restrict mechanical properties in plastics. As a consequence, imprints and labels can be damaged to a greater or lesser extent dependent upon the type of plastic.

Marking materials from Phoenix Contact can be stored in dry as well as humid atmospheres under UV radiation and are tested in accordance with the aforementioned standards.

Corrosion test

DIN 50018

Extreme ambient influences impose demanding requirements on components and their labeling and marking.

The following test method, based on DIN 50018, describes the corrosion test in an alternating condensation climate with an atmosphere that contains sulfur dioxide.

Two liters of distilled water and one liter of SO_2 gas are introduced into a climate cabinet. During the test and at a test temperature of 40°C, an acidic atmosphere is formed, which affects the material surfaces of the test objects. After eight hours of testing, the test objects dry for 16 hours with the door open. Finally, a microscopic visual check is performed.

All marking materials used by Phoenix Contact conform to this demanding standard and are resistant to aggressive substances.

Salt spray

IEC 60068-2-11/-52

Particularly in shipbuilding, technical components have to be marked and must remain permanently legible in corrosive atmospheres. The salt content of the air in combination with the increased humidity places high demands on the imprints and materials used. The impact of the climate at sea can be simulated on the basis of IEC 60068-2-11/-52.

The resistance of the materials in a corrosive atmosphere is tested using salt spray. The test objects are placed in the test chamber and subjected to a finely dosed spray of 5% sodium chloride solution (NaCl; pH value 6.5 - 7.2) at a temperature of +35°C for a period of 96 hours. A microscopic inspection is performed after the test.

Phoenix Contact marking materials fulfill these stringent requirements and can be used even in extreme climatic conditions.

Resistance to solvents

In accordance with EN 60464-2:2001

Markings and labels must be resistant to a variety of solvent vapors. Based on the above standard, imprints and labels are stored in acetone, n-hexane, and ethanol for a period of 10 days and must be legible at the end of this time. Phoenix Contact marking materials are solvent-resistant and fulfill the stringent requirements.

Scratch resistance

In accordance with DIN EN ISO 1518

Labels and imprints must also be resistant to external, point, and/or linear mechanical loads.

For this reason, Phoenix Contact tests all labels and imprints for scratch resistance in accordance with the aforementioned standard. The test is carried out by applying a scratching tool with a hemispherical tip (1 mm in diameter) to the test objects. Depending on the printing procedure, a force of between 2 N and 6 N is applied. This is followed by a visual and microscopic inspection of the test objects. Phoenix Contact marking materials fulfill these high mechanical requirements.

Resistance to abrasion

According to KIMW 003, Part 1 In-house standard of the Lüdenscheid Plastics Institute

Labels and imprints must be resistant to externally applied surface loads. The aforementioned in-house standard prescribes grouping labels and imprints in load classes. A felt disk (hardness H1 according to DIN 61200) is subjected to various numbers of strokes (1000, 10,000, 30,000) with a pressure force of 1 N, 2 N, and/or 4 N. Imprints are classified into the various load classes defined in the in-house standard on the basis of the pressure force and the number of strokes at which they sustain damage.

Phoenix Contact imprints and labels meet the requirements of the highest load class K9 (30,000 strokes with 4 N pressure force).

Abrasion and wipe resistance

According to DIN EN 61010-1

Labels and imprints must be resistant to standard industrial cleaning agents. The aforementioned standard prescribes the use of a soft cloth with water, isopropanol, petroleum ether, and n-hexane to clean labels and imprints. They must remain clearly legible after cleaning.

Phoenix Contact marking materials fulfill the stringent requirements as regards abrasion and wipe resistance and can be used in all applications.

Vibration resistance

According to IEC 60068-2-6

This test demonstrates the vibration resistance and the secure seating of the marking materials under the influence of continuous vibrations. Harmonic, sinusoidal vibrations are applied to the test object to simulate rotating, pulsating or oscillating forces. The test is performed on each of the three spatial axes (x, y, z). In the test, the object runs through a frequency range of 3 Hz to 150 Hz at a speed of one octave per minute. The r.m.s. value of the acceleration is up to 50 m/s². The test objects are tested in the three axes for two hours each. The marking materials must not be damaged in such a way that would impair their continued use.

All Phoenix Contact marking materials meet the requirements of the standard and are particularly suitable for applications in which they are subjected to high levels of vibration.

Vibration test

According to DIN EN 61373 - broadband noise (intensity according to DIN EN 50155)

In many applications and especially in traffic technology, labeling materials are subjected to vibrations and shocks. For a practical simulation of vibration stress, the test objects are tested for vibration resistance at increasing and decreasing frequencies and amplitudes. In the test, the objects run through a frequency range of 5 Hz to 150 Hz. The r.m.s. value of the acceleration is up to 42.5 m/s². The test objects are tested for five hours in each of the three axes (x, y, z). The components and marking materials must not be damaged in such a way that would impair their continued use.

All Phoenix Contact marking materials fulfill these stringent vibration requirements.

Grid test

In accordance with DIN EN ISO 2409

A Sellotape test is conducted based on DIN EN ISO 2409. A transparent strip of self-adhesive tape with an adhesive strength of 10 ± 1 N is attached to the print or label to be tested. It is then pulled away from the surface at an angle of 60° to the direction of tensile force at a speed of 1 cm/s.

There should be no marks from the print on the adhesive tape after the test.

Phoenix Contact marking materials meet the requirements of this standard. They are tough and resistant to peeling.

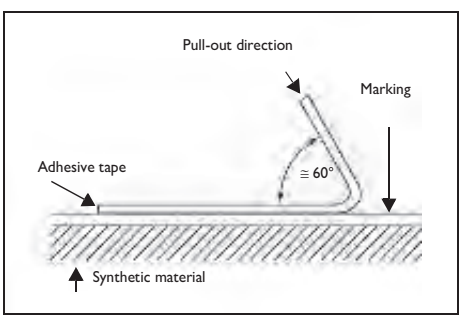

Test setup

Adhesive strength test

In accordance with FINAT test method No. 2

The purpose of this test is to compare the adhesive strength of labels on various base materials. To this end, a strip of labels (25 mm x 175 mm) is applied to the respective base material with a specified force. After a defined storage period, the strip is removed from the base material at an angle of 90° and a speed of 300 mm/min. The adhesive strength is specified in N/25 mm. The test therefore enables the most suitable label for the application to be selected.

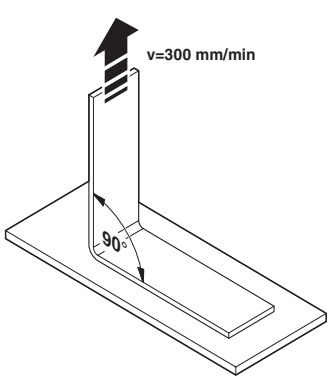

Cutting

Shear cutting

Ratchet-driven cable cutters are a quick and reliable solution for cutting conductors and cables in the upper cross-section range up to 1400 mm². Special cutting geometries help to ensure that the tool is easily accessible and can be relied upon to produce burr-free right-angle cuts. In this cutting procedure, which is also known as shear cutting, the two blades move towards and past one another and cut (shear) the material without burring. DIN 8588 describes this procedure as severing.

Bite cutting

During bite cutting, the material is severed by two wedge-shaped blades moving in opposite directions. The wedge angle set for the blades is deliberately large and stable. In addition to the hardening of the entire tool, the cutting area is subsequently hardened again inductively to 62 HRC. This makes it possible to sever even extremely hard materials such as piano wire and spring steel with a tensile strength of up to 2300 N/mm² without damaging the tool. Bite cutting is suitable only to a limited extent for cutting through cables and lines.

The high-quality CUTFOX cutting tools from Phoenix Contact can be relied upon for long-term stability and permanently consistent results.

Shear cutting



Bite cutting

Stripping

Stripping describes removing the insulation of conductors up to 16 mm². In the case of larger conductor cross sections and multiple-wire and multi-layer conductors and cables, only the outer insulation sheath is removed. The length of the insulation to be removed varies dependent upon terminal point and connector. Removing the insulation must not damage either the individual inner wires or the braided shield. The remaining insulation must also remain intact, although pressure points on and color changes in the insulation material are permitted. Further faults that need to be prevented are stipulated in DIN IEC 60352.

Suitable blade geometries are used to process special insulation materials.
V blades are used for both hard (e.g., Teflon/ Radox®) and soft ductile rubber insulations (silicone).

Phoenix Contact WIREFOX automatic stripping pliers can remove insulation quickly and correctly.



Cable stripped correctly according to DIN IEC 60352



Cable stripped incorrectly according to DIN IEC 60352

Crimping/pressing/crushing

Crimping describes the joining of contact and conductor mechanically. In addition to crimping, two other terms are used dependent upon the type of deformation. A distinction is made between squeezing (for insulated cable lugs) and pressing (for ferrules and uninsulated cable lugs). Flat plugs are described as being crimped.

A number of important points must be considered in order to establish a reliable connection between contact and conductor:

- The conductor must be processed correctly
- The contact and the conductor must be compatible
- The conductor must be positioned correctly in the contact
- A suitable crimping tool must be selected

Professional crimping pliers are always equipped with a releasing pressure lock. They unlock as soon as the required crimping pressure is attained, thereby ruling out the possibility of too little pressure. This guarantees the user a constant crimping result with maximum pull-out values.

The DIN EN 60352-1 and DIN EN 60999-1 standards are among the references used to assess crimping results. In addition to a variety of electrical and mechanical tests, conductor pull-out tests are the decisive criterion.

All Phoenix Contact crimping tools have been adjusted and tested according to valid standards. They ensure gas-tight crimping that will remain stable in the long-term.

Pressing

WM crimp
For pressing ferrules according to DIN 46228-1 and DIN 46228-4. Areas of application for conductor sizes 10 - 50 mm².

B crimp
For pressing uninsulated flat plugs and slip-on sleeves. Areas of application for conductor sizes 0.1 - 6 mm².

Hex crimp
For pressing uninsulated tube lugs, coaxial plug-in connectors, and fiber optic plug-in connectors. Areas of application for conductor sizes 0.5 - 6 mm². Coaxial: 1.73 mm; 2.54 mm; 8.23 mm, 10.54 mm, and 10.9 mm. FO: 3.25 mm, 3.84 mm, 4.52 mm, 5.0 mm, and 5.41 mm.

Square crimp
For pressing ferrules according to DIN 46228. Areas of application for conductor sizes 0.14 - 10 mm².

Indent/prong crimp
For pressing uninsulated cable lugs. Areas of application for conductor sizes 0.75 - 10 mm².

Trapezoid crimp
For pressing ferrules according to DIN 46228-1 and DIN 46228-4. Areas of application for conductor sizes 0.25 - 10 mm².

Oval crimp
For pressing insulated cable lugs and connectors. Areas of application for conductor sizes 0.1 - 6 mm².

Double indent crimp
For pressing uninsulated cable lugs. Areas of application for conductor sizes 0.75 - 10 mm².

Conductor pull-out test

DIN EN 60352-2

In practice, crimping points can be affected by tensile forces during wiring or operation. Therefore, crimped contacts must offer a high degree of mechanical safety. To test the tensile load capacity of the crimp, a predefined cross-sectional tensile force is applied for a period of 60 seconds. The tensile force exerts stress on the conductor at the crimping point. The crimp must withstand the load without sustaining damage.

The test results for Phoenix Contact contacts are significantly higher than the minimum values required by the standard.



Conductor cross sections/conductor pull-out forces

Structure and dimensions of connecting cables
Conductor pull-out forces

AWG/kcmil	Metric conductor cross section [mm²]	Comparable conductor cross section [mm²]	Crimping sleeves DIN EN 60352-2 (11/2006) [N] [2])	Ferrules IEC EN 60999 [1]) (up to 35 mm²) [N] [3])	Ferrules IEC EN 60947-7-1 (35 mm² and above) [N] [3])
30	0.0507	0.05	6		
(29)	0.0647				
28	0.0804	0.08	11		
(27)	0.102				
26	0.128	0.12	15		
(25)	0.163	0.14	18		
24	0.205	0.22	28	10	
(23)	0.259	0.25	32		
22	0.325	0.32	40	15	
(21)	0.412				
20	0.519	0.5	60	20	
(19)	0.653	0.75	85	30	
18	0.824	0.82	90	30	
(17)	1.04	1	108	35	
16	1.307	1.3	135	40	
(15)	1.651	1.5	150	40	
14	2.082	2.1	200	50	
(13)	2.627	2.5	230	50	
12	3.307	3.3	275	60	
(11)	4.169	4	310	60	
10	5.26	6	360	80	
(9)	6.633				
8	8.367	8.4	370	90	
(7)	10.55	10	380	90	
6	13.229			100	
(5)	16.767	16			
4	21.148			135	
(3)	26.667	25		156	
2	33.624	35		190	
1	42.406				236
0	53.482	50			236
00	67.43	70			285
000	85.014	95			351
0000	107.22	120			427
250 kcmil	127	120			427
300 kcmil	152	150			427
350 kcmil	177	185			503
400 kcmil	203				503
500 kcmil	253	240			578
600 kcmil	304	300			578

[1]) DIN 57609 has been replaced by IEC EN 60999.
[2]) Pull-out values for open and closed crimping sleeves and insulated crimping sleeves.
[3]) Pull-out values for ferrules, insulated and uninsulated.

Gas tightness

Corrosion-free contact areas are a prerequisite for high-performance and low-resistance connections. The corrosion test described below shows that when used correctly at contact points, Phoenix Contact crimping tools and connectors achieve a permanent gas-tight connection that remains intact even when exposed to aggressive substances.

The test method, which is based on DIN 50018, describes the corrosion test in an alternating condensation climate with an atmosphere that contains sulfur dioxide.

Two liters of distilled water and one liter of SO_2 gas are introduced into a climate cabinet. At a test temperature of 40°C, acidic compounds < Ph 7 form during the test and attack the metal surfaces. After eight hours of testing, the test objects dry for 16 hours with the door open. A visual check follows. Before and after the corrosion test, the contact resistance of the contacts is recorded according to DIN EN 60512-2-1:2002. Changes that can be attributed to the effects of corrosion are investigated.

Color codes

Conductors are marked in different colors so that different types can be identified more easily. Conductor cross sections and their corresponding color codes are listed in the table.

Conductor cross section [mm²]	AWG	Color
0.1 - 0.5	26 - 20	yellow/light green
0.25 - 0.75	24 - 18	green
0.5 - 1.5	20 - 16	red
1.5 - 2.5	16 - 14	blue
4 - 6	12 - 10	yellow
10	8	red
16	6	blue
25	4	yellow

Tightening torque of terminal block screws

DIN EN 60947-1

Table 4 of the standard specifies the tightening torque to demonstrate the mechanical strength of screw connections/ screw terminal blocks.

Although these torques are sufficient for connecting conductors with Phoenix Contact terminal blocks,

the table opposite lists recommended tightening torques which differ from those in this standard and will ensure gas-tight connections that remain stable in the long term.

Phoenix Contact torque screwdrivers can be set to the corresponding torques.

Extract from DIN EN 60947-1/ EN 60947-1, Table 4

The torque according to IEC/EN and the recommended tightening torque for Phoenix Contact terminal blocks are specified.

Head screw with slot

Thread	Torque [Nm]
M 1.6	0.1*
M 2.0	0.2*
M 2.5 (M 2.6)	0.4*
M 3	0.5*
M 4	1.2*
M 4.5	1.8*
M 5	2.0*
M 6	2.5*
M 8	3.5*
M 10	4.0* / 10**
M 12	14**
M 14	19**
M 16	25**
M 20	36**
M 24	50**

* Valid for nuts and screws tightened with screwdrivers.
**Valid for nuts and screws that can be tightened with tools other than screwdrivers.

Color designations

Color	Code
White	WH
Red	RD
Blue	BU
Green	GN
Yellow	YE
Gray	GY
Brown	BN
Orange	OG
Black	BK
Turquoise	TQ
Ivory	IV
Beige	BE
Olive	OL

DIN rails

DIN rails/grounding busbars
Excerpt from IEC 60947-7-2/EN 60947-7-2/DIN EN 60947-7-2/VDE 0611-3

Phoenix Contact type	Rail profile	Material	Short circuit stability ≙ E CU conductor [mm²]*	Short-time current resistance 1 s [kA]	Max. permissible thermal nominal current for PEN function [A]
NS 15 UNPERF 2000MM	DIN rail according to EN 60715 -15 x 5.5	Steel	10	1.2	* *
NS 15 PERF 2000MM	DIN rail according to EN 60715 -15 x 5.5	Steel	10	1.2	* *
NS 15-AL PERF 2000MM	DIN rail, dimensions according to EN 60715 -15 x 5.5	Aluminum	16	1.92	76
NS 32 UNPERF 2000MM	G-profile rail according to EN 60715 – G 32	Steel	35	4.2	* *
NS 32 PERF 2000MM	G-profile rail according to EN 60715 – G 32	Steel	35	4.2	* *
NS 32-CU/35 QMM UNPERF 2000MM	G-profile rail, dimensions according to EN 60715 – G 32	Copper	120	14.4	269
NS 32-CU/120 QMM UNPERF 2000MM	G-profile rail, similar to EN 60715 – G 32	Copper	150	18.0	309
NS 35/7,5 UNPERF 2000MM	DIN rail according to EN 60715 – 35 x 7.5	Steel	16	1.92	* *
NS 35/7,5 PERF 2000MM	DIN rail according to EN 60715 – 35 x 7.5	Steel	16	1.92	* *
NS 35/7,5 ZN UNPERF 2000MM	DIN rail, similar to EN 60715 – 35 x 7.5	Steel	16	1.92	* *
NS 35/7,5 ZN PERF 2000MM	DIN rail, similar to EN 60715 – 35 x 7.5	Steel	16	1.92	* *
NS 35/7,5 V2A UNPERF 2000MM	DIN rail, similar to EN 60715 – 35 x 7.5	Steel	16	1.92	* *
NS 35/7,5-CU UNPERF 2000MM	DIN rail, similar to EN 60715 – 35 x 7.5	Copper	50	6.0	150
NS 35/7,5-AL UNPERF 2000MM	DIN rail, similar to EN 60715 – 35 x 7.5	Aluminum	35	4.2	125
NS 35/15-2,3 UNPERF 2000MM	DIN rail according to EN 60715 – 35 x 15	Steel	50	6.0	* *
NS 35/15 UNPERF 2000MM	DIN rail, similar to EN 60715 – 35 x 15	Steel	25	3.0	* *
NS 35/15 PERF 2000MM	DIN rail, similar to EN 60715 – 35 x 15	Steel	25	3.0	* *
NS 35/15 ZN UNPERF 2000MM	DIN rail, similar to EN 60715 – 35 x 15	Steel	25	3.0	* *
NS 35/15 ZN PERF 2000MM	DIN rail, similar to EN 60715 – 35 x 15	Steel	25	3.0	* *
NS 35/15-CU UNPERF 2000MM	DIN rail, similar to EN 60715 – 35 x 15	Copper	95	11.4	232
NS 35/15-AL UNPERF 2000MM	DIN rail, similar to EN 60715 – 35 x 15	Aluminum	70	8.4	192

* Cross sections calculated according to IEC 60439-1/EN 60439-1/DIN EN 60439-1/VDE 0660-500.
* * Grounding busbars made from steel are not permitted for the PEN function.

Overview of certification bodies and safety marks

Certification bodies and approvals		Country code
CB scheme	IECEE CB Scheme (in combination with certifying body)	International
CCA	CENELEC Certification Agreement (CCA inspection report) (in combination with certifying body)	EU
	Canadian Standards Association (CSA)	CA
	Underwriters Laboratories Inc. (UL)	US
	Underwriters Laboratories Inc. (UL) - UL approval for Canada -	CA
	Underwriters Laboratories Inc. (UL) Combined logo - UL approval for the USA and Canada -	US CA
	INSIEME PER LA QUALITA'E LA SICUREZZA	IT
	Gosudarstvenne Komitet Standartov (GOST)	RU
KEMA KEUR	DEKRA Certification B.V.	NL
ÖVE	Österreichischer Verband für Elektrotechnik	AT
	South African Bureau of Standards	ZA
SEV	electrosuisse SEV Verband für Elektro-, Energie- und Informationstechnik	CH
VDE	Verband Deutscher Elektrotechniker e.V.(VDE) – Approval of drawings – Reports with production monitoring	DE
	Berufsgenossenschaft (BG) GS - Geprüfte Sicherheit	DE
TÜV	TÜV Rheinland Industrie Service GmbH	DE

Ex Explosion protection		Country code
FM APPROVED	FM Approvals	US
DEKRA	DEKRA Certification B.V.	NL
PTB	Physikalisch-Technische Bundesanstalt	DE
QS International	QS Schaffhausen	CH
VTT	VTT Expert Services Oy	FI
IBExU	IBExU Institut für Sicherheitstechnik GmbH	DE
UC	TÜV Rheinland do Brasil	BR
	Underwriters Laboratories Inc. (UL)	US
TÜV NORD	TÜV Nord	DE
DEKRA	DEKRA EXAM GmbH	DE

Ship classification societies		Country code
	Bureau Veritas	FR
GL	Germanischer Lloyd AG	DE
Lloyd's Register	Lloyd's Register EMEA	GB
ClassNK	Nippon Kaiji Kyokai	JP
DNV	Det Norske Veritas	NO
	Polski Rejestr Statków	PL
	Russian Maritime Register of Shipping	RU
KR	Korean Register of Shipping	KR
ABS	American Bureau of Shipping	US

Note:
Subject to changes that serve the purpose of technical progress.

Type	Order No.	Page
A		
A 0,25- 5	3202465	444
A 0,25- 7	3202478	444
A 0,34- 7	3009202	444
A 0,5 - 6	3200218	444
A 0,5 - 8	3202481	444
A 0,5 -10	3202494	444
A 0,75- 6	3200221	444
A 0,75- 8	3202504	444
A 0,75-10	3200234	444
A 1 - 6	3200247	444
A 1 - 8	3202517	444
A 1 -10	3200250	444
A 1,5 - 7	3200263	444
A 1,5 -10	3200276	444
A 1,5 -12	3202588	444
A 1,5 -15	3202591	444
A 1,5 -18	3202601	444
A 2,5 - 7	3200289	444
A 2,5 -12	3200292	444
A 2,5 -18	3202821	444
A 4 - 9	3200302	444
A 4 -12	3200315	444
A 4 -18	3202834	444
A 6 -10	3202520	444
A 6 -12	3200328	444
A 10 -12	3200331	444
A 10 -18	3200344	444
A 16 -12	3200425	444
A 25 -12	3200357	444
A 25 -15	3200360	444
A 25 -18	3200373	444
A 25 -20	3200386	444
A 35 -18	3200399	444
A 35 -20	3200409	444
A/U CM	5021110	505
AB-SK	3025341	525
AB-SK 65	3026489	525
AB-SK 65-D	3026900	527
AB-SK 65-D INSULATED	3040889	527
AB-SK TOP	3062090	524
AB-SK TOP INSULATED	3062074	524
AB-SK-D TOP	3062100	526
AB-SK-D TOP INSULATED	3062087	527
AB-SK/E	3026476	530
AB-SK/E-NS 35	3213111	530
AB-SKS 60	3240223	525
AB/NS	1201141	503
AB/SKS	3240224	528
AB/SS	0404428	508
AB/SS-M	3025888	528
AB2/SS	0404431	508
AB3/SS	0800086	508
ABN 2/SS	0404460	508
AH-ME	3240265	504
AI 0,25- 6 BU	3203040	447
AI 0,25- 6 YE	3203024	445
AI 0,25- 8 YE	3203037	445
AI 0,25-12 BU	3200632	447
AI 0,34- 6 TQ	3203053	447
AI 0,34- 8 TQ	3203066	447
AI 0,34-12 TQ	3200645	447
AI 0,5 - 6 OG	3201301	447
AI 0,5 - 6 WH	3200687	445
AI 0,5 - 8 OG	3201123	447
AI 0,5 - 8 OG-B	3201563	479
AI 0,5 - 8 WH	3200014	445
AI 0,5 - 8 WH -1000	3200881	445
AI 0,5 - 8 WH-B	3201369	479
AI 0,5 - 8 WH-GB	1208966	448
AI 0,5 -10 WH	3201275	445
AI 0,5 -12 WH	3200506	445
AI 0,75- 6 GY	3200690	445
AI 0,75- 6 WH	3201314	447
AI 0,75- 8 BU	3200027	446
AI 0,75- 8 BU-B	3201547	479
AI 0,75- 8 GY	3200519	445
AI 0,75- 8 GY -1000	3200894	445
AI 0,75- 8 GY-B	3201372	479
AI 0,75- 8 GY-GB	1208979	448
AI 0,75- 8 WH	3201110	447
AI 0,75- 8 WH-B	3201576	479
AI 0,75-10 GY	3201288	445
AI 0,75-12 GY	3200849	445
AI 1 - 6 RD	3200742	445
AI 1 - 6 YE	3201327	447
AI 1 - 8 RD	3200030	445
AI 1 - 8 RD -1000	3200904	445
AI 1 - 8 RD-B	3201385	479
AI 1 - 8 RD-GB	1208982	448
AI 1 - 8 YE	3201097	447
AI 1 - 8 YE-B	3201589	479
AI 1 -10 RD	3200182	445
AI 1 -10 RD-GB-1000	1208869	448
AI 1 -12 RD	3200674	445
AI 1,5 - 6 BK	3200755	445
AI 1,5 - 8 BK	3200043	445
AI 1,5 - 8 BK -1000	3200917	445
AI 1,5 - 8 BK-B	3201398	479
AI 1,5 - 8 BK-GB-1000	3202892	448
AI 1,5 - 8 RD	3201136	447
AI 1,5 - 8 RD-B	3201592	479
AI 1,5 -10 BK	3200195	445
AI 1,5 -10 BK-GB-1000	1208872	448
AI 1,5 -12 BK	3201482	445
AI 1,5 -18 BK	3200056	445
AI 2,5 - 8 BU	3200522	445
AI 2,5 - 8 BU -1000	3200920	445
AI 2,5 - 8 BU-B	3201408	479
AI 2,5 - 8 GY	3200069	446
AI 2,5 - 8 GY-B	3201550	479
AI 2,5 -10 BU	3202533	445
AI 2,5 -12 BU	3200962	445
AI 2,5 -12 GY	3200205	446
AI 2,5 -18 BU	3200580	445
AI 2,5 -18 GY	3200072	446
AI 4 -10 GY	3200535	445
AI 4 -10 OG	3200085	446
AI 4 -12 GY	3200959	445
AI 4 -12 OG	3200438	446
AI 4 -18 GY	3200593	445
AI 4 -18 OG	3200098	446
AI 6 -12 BK	3201107	447
AI 6 -12 GN	3200108	446
AI 6 -12 YE	3200548	445
AI 6 -18 GN	3200111	446
AI 6 -18 YE	3200603	445
AI 0,25-8 BU-B	3240250	479
AI 0,25-8 YE-B	3240251	479
AI 0,34-8 TQ-B	3240249	479
AI 0,5-10 WH-GB	3203150	448
AI 0,5-8 WH-B 3000	3240663	451
AI 0,75-10 GY-GB	3203163	448
AI 0,75-8 GY-B 3000	3240664	451
AI 1,0-8 RD-S	1212523	390
AI 1,5-8 BK-B 2500	3240666	451
AI 1,5-8 BK-S	1212524	391
AI 1-8 RD-B 3000	3240665	451
AI 10 -12 BN	3200124	446
AI 10 -12 IV	3201068	447
AI 10 -12 RD	3200551	445
AI 10 -18 BN	3200137	446
AI 10 -18 RD	3200616	445
AI 16 -12 BU	3200564	445
AI 16 -12 GN	3201152	447
AI 16 -12 IV	3201181	446
AI 16 -18 BU	3200629	445
AI 16 -18 GN	3201330	447
AI 2,5-8 BU-B 1500	3240667	451
AI 25 -16 BK	3200412	446
AI 25 -16 BN	3201084	447
AI 25 -16 YE	3200577	445
AI 25 -18 YE	3201505	445
AI 25 -22 BK	3200739	446
AI 25 -22 YE	3200700	445
AI 35 -16 BE	3201071	447
AI 35 -16 RD	3200441	445
AI 35 -18 RD	3201495	445
AI 35 -25 RD	3200713	445
AI 50 -20 BU	3200454	445
AI 50 -20 OL	3201178	447
AI 50 -25 BU	3200726	445
AI 70 -20 YE	3201848	445
AI 95 -25 RD	3201853	445
AI SORTI BOX ANT	3202973	452
AI SORTI BOX RD	3202960	452
AI SORTI BOX-E LGY	3203008	452
AI-TWIN 2X 0,5 - 8 WH	3200933	450
AI-TWIN 2X 0,75- 8 GY	3200807	450
AI-TWIN 2X 0,75-10 GY	3200975	450
AI-TWIN 2X 1 - 8 RD	3200810	450
AI-TWIN 2X 1 -10 RD	3200988	450
AI-TWIN 2X 1,5 - 8 BK	3200823	450
AI-TWIN 2X 1,5 -10 BK	3201534	450
AI-TWIN 2X 1,5 -12 BK	3200991	450
AI-TWIN 2X 2,5 -10 BU	3200836	450
AI-TWIN 2X 2,5 -13 BU	3200878	450
AI-TWIN 2X 4 -12 GY	3201000	450
AI-TWIN 2X 6 -14 YE	3201013	450
AI-TWIN 2X10 -14 RD	3201026	450
AI-TWIN 2X16 -16 BU	3202847	450
AI-TWIN 2X0,75-8 BU	3240668	450
AI-TWIN 2X1-12 RD	3240679	450
AI-TWIN 2X2,5-10 GY	3240669	450
AI-TWIN SORTI BOX BU	3202986	452
AI-TWIN SORTI BOX GY	3202999	452
AI-WM 0,5-8 WH	3240542	175
AI-WM 0,75-8 GY	3240543	175
AI-WM 1,5-8 WH	3240545	175
AI-WM 1-8 RD	3240544	175
AI-WM 2,5-8 BU	3240572	175
AI-XL 1,5- 8 BK	3201916	449
AI-XL 1,5-10 BK	3201974	449
AI-XL 2,5- 8 BU	3201929	449
AI-XL 2,5-12 BU	3201987	449
AI-XL 4 -10 GY	3201932	449
AI-XL 6 -12 YE	3201945	449
AI-XL 10 -12 RD	3201958	449
AI-XL 16 -12 BU	3201961	449
AI120 -27 BU	3201822	445
AK 4	0404017	510
AK 16	0404033	511
AK 35	0404046	511
AKG 4 BK	0421032	510
AKG 4 BU	0421016	510
AKG 4 GNYE	0421029	510
AKG 16 BK	0423030	511
AKG 16 BU	0423014	511
AKG 16 GNYE	0423027	511
AKG 35 BK	0424039	511
AKG 35 BU	0424013	511
AKG 35 GNYE	0424026	511
AP 2 CM	5022889	505
AP 2-TU	5022630	505
AP 3 CM	5022876	505
AP 3-TNS 35	5022672	505
AP 3-TU	5022656	505
AP-ES	5022685	505
AP-ME METER	3034361	504
AP-ME CM	3034345	504
APH-ME	3034374	504
APK 1	5022795	507
APK-HP 2 METER	5022818	507
APK-TU	5022805	507
APT-ME	3034358	504
ASD BIT SET HN	1209952	443
AZK 35	0702997	509
B		
B-STIFT	1051993	49
BF 6,3	1209936	424
BG/F	1201060	502
BG/F 1	1201112	502
BG/S	1201086	502
BG/SA	1201604	502
BG/SH	1201099	502
BG/SHA	1201594	502
BHN 5,5	1209965	424
BHN 8	1209978	424
BHN 10	1209981	424
BHN 13	1209994	424
BLUEMARK CLED	5147999	33
BLUEMARK CLED CASE	5146725	33
BLUEMARK CLED SET	5147400	33
BLUEMARK CLED SET EN	5147401	33
BLUEMARK CLED-BASE	5146669	33
BLUEMARK CLED-FLUID-CARTR.	5146662	33
BLUEMARK CLED-MAG 20	5146655	33
BLUEMARK CLED-MAG 40	5146668	33
BLUEMARK CLED-STACKER 20	5146656	33
BLUEMARK MAG AI-WM	5146567	175
BLUEMARK MAG AI-WM 2,5	5146640	175
BLUEMARK MAG EM-M (100X60)	0802742	231
BLUEMARK MAG EM-M (27X15)	0802736	231
BLUEMARK MAG EM-M (27X18)	0802737	231
BLUEMARK MAG EM-M (49X15)	0802738	231
BLUEMARK MAG EM-M (60X15)	0802739	231
BLUEMARK MAG EM-M (60X30)	0802740	231
BLUEMARK MAG EM-M (85,6X54)	0802741	231
BLUEMARK MAG WM-M (29X8)	0802743	161
BLUEMARK MAG WM-M (40X15)	0802744	161
BLUEMARK MAG WM-M (60X15)	0802746	161
BLUEMARK MAG WM-M (D30)	0802747	161
BMK 15X 9 YE	5031605	293
BMK 15X 9 YE CUS	0824229	293
BMK 19X11 YE	5031582	293
BMK 19X11 YE CUS	0824230	293
BMK 20X 8 WH	0805470	293
BMK 20X 8 WH CUS	0824231	293
BMK 20X 8 YE	5031388	293
BMK 20X 8 YE CUS	0824232	293
BMK 38X11 YE	5031676	293
BMK 38X11 YE CUS	0824233	293
BMKL 12X12 WH	5032361	292
BMKL 12X12 WH CUS	0824238	292
BMKL 15X 9 WH	0803663	292
BMKL 15X 9 WH CUS	0824239	292
BMKL 15X 9 YE	5032497	292
BMKL 15X 9 YE CUS	0824240	292
BMKL 16X 6 YE	0807096	292
BMKL 16X 6 YE CUS	0824241	292
BMKL 18X 6 WH	5032293	292
BMKL 18X 6 WH CUS	0824242	292
BMKL 18X 6,5 OG	5036147	292
BMKL 18X 6,5 OG CUS	0824243	292
BMKL 18X 8 WH	5032329	292
BMKL 18X 8 WH CUS	0824244	292
BMKL 18X 8 YE	5032170	292
BMKL 18X 8 YE CUS	0824245	292
BMKL 19X11 YE	0800705	292
BMKL 19X11 YE CUS	0824246	292
BMKL 20X 8 WH	5032280	292
BMKL 20X 8 WH CUS	0824247	292
BMKL 20X 8 YE	5032138	292
BMKL 20X 8 YE CUS	0824248	292
BMKL 25X 8 WH	5032332	292
BMKL 25X 8 WH CUS	0824249	292
BMKL 25X12 WH	5032374	292
BMKL 25X12 WH CUS	0824250	292
BMKL 26,8X6,8 WH	0807106	292
BMKL 26,8X6,8 WH CUS	0824251	292
BMKL 26X10 YE	0811516	292
BMKL 26X10 YE CUS	0824252	292
BMKL 27X 8 SR	0803702	292
BMKL 27X 8 SR CUS	0824253	292
BMKL 27X12,5 SR	0803676	292
BMKL 27X12,5 SR CUS	0824254	292
BMKL 27X18 SR	0803689	292
BMKL 27X18 SR CUS	0824255	292
BMKL 27X27 SR	0803692	292
BMKL 27X27 SR CUS	0824256	292
BMKL 50X12 WH	5032387	292
BMKL 50X12 WH CUS	0824257	292

Type	Order No.	Page
BMKL 64X16 WH	0821807	292
BMKL 64X16 WH CUS	0824259	292
BMKL 64X16 YE	0821810	292
BMKL 64X16 YE CUS	0824260	292
BMKL 64X34 WH	5032400	292
BMKL 64X34 WH CUS	0824261	292

C

Type	Order No.	Page
C-BCI 1,5/2,8	3240015	461
C-BCI 1,5/4,6	3240568	461
C-BCI 2,5/2,8	3240046	461
C-BCI 2,5/4,6	3240569	461
C-BCI 6/2,8	3240047	461
C-BCI 6/4,6	3240570	461
C-BCSI 1,5/9X2,8	3240531	461
C-BCSI 2,5/9X2,8	3240532	461
C-BCSI 6/10X2,8	3240546	461
C-BCSI 6/18X4,5	3240533	461
C-FC 1,5/M3	3240137	458
C-FC 1,5/M3,5	3240138	458
C-FC 1,5/M4	3240139	458
C-FC 1,5/M5	3240140	458
C-FC 1,5/M6	3240141	458
C-FC 2,5/M3	3240142	458
C-FC 2,5/M3,5	3240143	458
C-FC 2,5/M4	3240144	458
C-FC 2,5/M5	3240145	458
C-FC 2,5/M6	3240146	458
C-FC 2,5/M8	3240147	458
C-FC 6/M4	3240148	458
C-FC 6/M5	3240149	458
C-FC 6/M6	3240150	458
C-FC 6/M8	3240151	458
C-FCI 1,5/M3	3240032	459
C-FCI 1,5/M3,5	3240033	459
C-FCI 1,5/M4	3240034	459
C-FCI 1,5/M5	3240035	459
C-FCI 1,5/M6	3240036	459
C-FCI 2,5/M3	3240037	459
C-FCI 2,5/M3,5	3240038	459
C-FCI 2,5/M4	3240039	459
C-FCI 2,5/M5	3240040	459
C-FCI 2,5/M6	3240041	459
C-FCI 6/M4	3240042	459
C-FCI 6/M5	3240043	459
C-FCI 6/M6	3240044	459
C-FCI 6/M8	3240045	459
C-JCI 1,5	3240061	465
C-JCI 2,5	3240062	465
C-JCI 6	3240063	465
C-PCEI 1,5/2	3241215	460
C-PCEI 2,5/2	3241216	460
C-PCEI 6/2	3241217	460
C-PCI 1,5/2	3240064	460
C-PCI 2,5/2	3240066	460
C-PCI 6/2,7	3240068	460
C-RC 1/M2,5 DIN	3240069	454
C-RC 1/M3 DIN	3240070	454
C-RC 1/M3,5 DIN	3240071	454
C-RC 1/M4 DIN	3240072	454
C-RC 1/M5 DIN	3240073	454
C-RC 1/M6 DIN	3240074	454
C-RC 1/M8 DIN	3240075	454
C-RC 10/M10 DIN	3240092	454
C-RC 10/M12 DIN	3240093	454
C-RC 10/M5 DIN	3240089	454
C-RC 10/M6 DIN	3240090	454
C-RC 10/M8 DIN	3240091	454
C-RC 120/M10 DIN	3240125	455
C-RC 120/M12 DIN	3240126	455
C-RC 120/M8 DIN	3240124	455
C-RC 150/M10 DIN	3240128	455
C-RC 150/M12 DIN	3240129	455
C-RC 150/M16 DIN	3240130	455
C-RC 16/M10 DIN	3240097	454
C-RC 16/M12 DIN	3240098	454
C-RC 16/M5 DIN	3240094	454
C-RC 16/M6 DIN	3240095	454
C-RC 16/M8 DIN	3240096	454
C-RC 185/M10 DIN	3240131	455
C-RC 185/M12 DIN	3240132	455
C-RC 185/M16 DIN	3240133	455
C-RC 2,5/M10 DIN	3240082	454
C-RC 2,5/M3 DIN	3240076	454
C-RC 2,5/M3,5 DIN	3240077	454
C-RC 2,5/M4 DIN	3240078	454
C-RC 2,5/M5 DIN	3240079	454
C-RC 2,5/M6 DIN	3240080	454
C-RC 2,5/M8 DIN	3240081	454
C-RC 240/M10 DIN	3240134	455
C-RC 240/M12 DIN	3240135	455
C-RC 240/M16 DIN	3240136	455
C-RC 25/M10 DIN	3240102	454
C-RC 25/M12 DIN	3240103	454
C-RC 25/M16 DIN	3240104	454
C-RC 25/M5 DIN	3240099	454
C-RC 25/M6 DIN	3240100	454
C-RC 25/M8 DIN	3240101	454
C-RC 35/M10 DIN	3240107	454
C-RC 35/M12 DIN	3240108	454
C-RC 35/M16 DIN	3240109	454
C-RC 35/M6 DIN	3240105	454
C-RC 35/M8 DIN	3240106	454
C-RC 50/M10 DIN	3240112	454
C-RC 50/M12 DIN	3240113	454
C-RC 50/M16 DIN	3240114	454
C-RC 50/M6 DIN	3240110	454
C-RC 50/M8 DIN	3240111	454
C-RC 6/M10 DIN	3240087	454
C-RC 6/M12 DIN	3240088	454
C-RC 6/M4 DIN	3240083	454
C-RC 6/M5 DIN	3240084	454
C-RC 6/M6 DIN	3240085	454
C-RC 6/M8 DIN	3240086	454
C-RC 70/M10 DIN	3240117	454
C-RC 70/M6 DIN	3240115	454
C-RC 70/M8 DIN	3240116	454
C-RC 95/M10 DIN	3240121	454
C-RC 95/M12 DIN	3240122	454
C-RC 95/M8 DIN	3240120	454
C-RCEI 1,5/M3	3241201	457
C-RCEI 1,5/M3,5	3241202	457
C-RCEI 1,5/M4	3241203	457
C-RCEI 1,5/M5	3241204	457
C-RCEI 1,5/M6	3241205	457
C-RCEI 2,5/M3,5	3241206	457
C-RCEI 2,5/M4	3241207	457
C-RCEI 2,5/M5	3241208	457
C-RCEI 2,5/M6	3241209	457
C-RCEI 2,5/M8	3241210	457
C-RCEI 6/M10	3241214	457
C-RCEI 6/M5	3241211	457
C-RCEI 6/M6	3241212	457
C-RCEI 6/M8	3241213	457
C-RCI 1,5/M3	3240016	456
C-RCI 1,5/M3,5	3240017	456
C-RCI 1,5/M4	3240018	456
C-RCI 1,5/M5	3240019	456
C-RCI 1,5/M6	3240020	456
C-RCI 10/M10	3240222	456
C-RCI 10/M5	3240219	456
C-RCI 10/M6	3240220	456
C-RCI 10/M8	3240221	456
C-RCI 2,5/M3	3240021	456
C-RCI 2,5/M3,5	3240022	456
C-RCI 2,5/M4	3240023	456
C-RCI 2,5/M5	3240024	456
C-RCI 2,5/M6	3240025	456
C-RCI 2,5/M8	3240026	456
C-RCI 6/M10	3240031	456
C-RCI 6/M4	3240027	456
C-RCI 6/M5	3240028	456
C-RCI 6/M6	3240029	456
C-RCI 6/M8	3240030	456
C-SCF 1,5/4,8X0,5	3240154	462
C-SCF 1,5/4,8X0,8	3240155	462
C-SCF 1,5/6,3X0,8	3240156	462
C-SCF 1/2,8X0,5	3240152	462
C-SCF 1/2,8X0,8	3240153	462
C-SCF 2,5/4,8X0,5	3240157	462
C-SCF 2,5/4,8X0,8	3240158	462
C-SCF 2,5/6,3X0,8	3240159	462
C-SCF 6/6,3X0,8	3240160	462
C-SCFFI 1,5/2,8X0,5	3240534	464
C-SCFFI 1,5/2,8X0,8	3240535	464
C-SCFFI 1,5/4,8X0,5	3240536	464
C-SCFFI 1,5/4,8X0,8	3240537	464
C-SCFFI 1,5/6,3X0,8	3240538	464
C-SCFFI 2,5/4,8X0,5	3240539	464
C-SCFFI 2,5/4,8X0,8	3240540	464
C-SCFFI 2,5/6,3X0,8	3240547	464
C-SCFFI 6/6,3X0,8	3240541	464
C-SCFI 1,5/2,8X0,5	3240048	463
C-SCFI 1,5/2,8X0,8	3240049	463
C-SCFI 1,5/4,8X0,5	3240050	463
C-SCFI 1,5/4,8X0,8	3240051	463
C-SCFI 1,5/6,3X0,8	3240052	463
C-SCFI 2,5/4,8X0,5	3240053	463
C-SCFI 2,5/4,8X0,8	3240054	463
C-SCFI 2,5/6,3X0,8	3240055	463
C-SCFI 6/6,3X0,8	3240056	463
C-SCFMI 1,5/6,3X0,8	3240529	464
C-SCFMI 2,5/6,3X0,8	3240530	464
C-SCM 1,5/6,3X0,8	3240161	462
C-SCM 2,5/6,3X0,8	3240162	462
C-SCMI 1,5/6,3X0,8	3240058	463
C-SCMI 2,5/6,3X0,8	3240059	463
C-SCMI 6/6,3X0,8	3240060	463
CARRIER-EMLP 22 (27X12,5)	0828985	297
CARRIER-EMLP 22 (27X15)	0828986	297
CARRIER-EMLP 22 (27X18)	0828987	297
CARRIER-EMLP 22 (27X27)	0828988	297
CARRIER-EMLP 22 (27X8)	0828984	297
CARRIER-EMP (1000X15) COVER	0829520	298
CARRIER-EMP (1000X15) GY	0829366	298
CARRIER-EMP (1000X15) TR	0829530	298
CARRIER-EMP (17X15)	0827450	296
CARRIER-EMP (27X15)	0827451	296
CARRIER-EMP (49X15)	0827452	296
CARRIER-EMP (60X15)	0827453	296
CARRIER-EMP (60X30)	0827454	296
CARRIER-EMP (85,6X54)	0829365	296
CARRIER-EMP 22 (27X12,5)	0827446	296
CARRIER-EMP 22 (27X15)	0827447	296
CARRIER-EMP 22 (27X18)	0827448	296
CARRIER-EMP 22 (27X27)	0827449	296
CARRIER-EMP 22 (27X8)	0827445	296
CARRIER-TM 300	0828282	110
CARRIER-TMD 300	0828693	110
CARRIER-TMH 300	0830670	110
CARRIER/L-EMP (1000X15) GY	0829559	298
CARRIER/L-EMP (1000X15) TR	0829560	298
CD 100X100	3240205	545
CD 100X100 BU	3240325	545
CD 100X100 WH	3240640	545
CD 100X40	3240279	545
CD 100X40 BU	3240322	545
CD 100X40 WH	3240637	545
CD 100X60	3240195	545
CD 100X60 BU	3240323	545
CD 100X60 WH	3240638	545
CD 100X80	3240201	545
CD 100X80 BU	3240324	545
CD 100X80 WH	3240639	545
CD 120X60	3240196	545
CD 120X60 BU	3240326	545
CD 120X60 WH	3240641	545
CD 120X80	3240202	545
CD 120X80 BU	3240327	545
CD 120X80 WH	3240642	545
CD 25X25	3240187	545
CD 25X25 BU	3240301	545
CD 25X25 WH	3240616	545
CD 25X40	3240188	545
CD 25X40 BU	3240302	545
CD 25X40 WH	3240617	545
CD 25X60	3240191	545
CD 25X60 BU	3240303	545
CD 25X60 WH	3240618	545
CD 25X80	3240197	545
CD 25X80 BU	3240304	545
CD 25X80 WH	3240619	545
CD 30X100	3240283	545
CD 30X100 BU	3240308	545
CD 30X100 WH	3240623	545
CD 30X40	3240278	545
CD 30X40 BU	3240305	545
CD 30X40 WH	3240620	545
CD 30X60	3240280	545
CD 30X60 BU	3240306	545
CD 30X60 WH	3240621	545
CD 30X80	3240282	545
CD 30X80 BU	3240307	545
CD 30X80 WH	3240622	545
CD 40X100	3240294	545
CD 40X100 BU	3240312	545
CD 40X100 WH	3240627	545
CD 40X40	3240189	545
CD 40X40 BU	3240309	545
CD 40X40 WH	3240624	545
CD 40X60	3240192	545
CD 40X60 BU	3240310	545
CD 40X60 WH	3240625	545
CD 40X80	3240198	545
CD 40X80 BU	3240311	545
CD 40X80 WH	3240626	545
CD 60X100	3240263	545
CD 60X100 BU	3240316	545
CD 60X100 WH	3240631	545
CD 60X40	3240190	545
CD 60X40 BU	3240313	545
CD 60X40 WH	3240628	545
CD 60X60	3240193	545
CD 60X60 BU	3240314	545
CD 60X60 WH	3240629	545
CD 60X80	3240199	545
CD 60X80 BU	3240315	545
CD 60X80 WH	3240630	545
CD 80X100	3240264	545
CD 80X100 BU	3240321	545
CD 80X100 WH	3240636	545
CD 80X25	3240281	545
CD 80X25 BU	3240317	545
CD 80X25 WH	3240632	545
CD 80X40	3240335	545
CD 80X40 BU	3240318	545
CD 80X40 WH	3240633	545
CD 80X60	3240194	545
CD 80X60 WH	3240634	545
CD 80X80	3240200	545
CD 80X80 BU	3240320	545
CD 80X80 WH	3240635	545
CD COVER 100	3240289	545
CD COVER 100 BU	3240328	545
CD COVER 100 WH	3240643	545
CD COVER 120	3240290	545
CD COVER 120 BU	3240329	545
CD COVER 120 WH	3240644	545
CD COVER 25	3240285	545
CD COVER 25 BU	3240330	545
CD COVER 25 WH	3240645	545
CD COVER 30	3240295	545
CD COVER 30 BU	3240331	545
CD COVER 30 WH	3240646	545
CD COVER 40	3240286	545
CD COVER 40 BU	3240332	545
CD COVER 40 WH	3240647	545
CD COVER 60	3240287	545
CD COVER 60 BU	3240333	545
CD COVER 60 WH	3240648	545
CD COVER 80	3240288	545
CD COVER 80 BU	3240334	545
CD COVER 80 WH	3240649	545
CD WR	3240284	543
CD-HF 100X100	3240364	543
CD-HF 100X40	3240361	543

Alphabetical

Type	Order No.	Page
CD-HF 100X60	3240362	543
CD-HF 100X80	3240363	543
CD-HF 120X60	3240365	543
CD-HF 120X80	3240366	543
CD-HF 25X25	3240340	543
CD-HF 25X40	3240341	543
CD-HF 25X60	3240342	543
CD-HF 25X80	3240343	543
CD-HF 30X100	3240347	543
CD-HF 30X40	3240344	543
CD-HF 30X60	3240345	543
CD-HF 30X80	3240346	543
CD-HF 40X100	3240351	543
CD-HF 40X40	3240348	543
CD-HF 40X60	3240349	543
CD-HF 40X80	3240350	543
CD-HF 60X100	3240355	543
CD-HF 60X40	3240352	543
CD-HF 60X60	3240353	543
CD-HF 60X80	3240354	543
CD-HF 80X100	3240360	543
CD-HF 80X25	3240356	543
CD-HF 80X40	3240357	543
CD-HF 80X60	3240358	543
CD-HF 80X80	3240359	543
CD-HF COVER 100	3240367	543
CD-HF COVER 120	3240368	543
CD-HF COVER 25	3240369	543
CD-HF COVER 30	3240370	543
CD-HF COVER 40	3240371	543
CD-HF COVER 60	3240372	543
CD-HF COVER 80	3240373	543
CES-B10-HFFS-PLBK	0801663	534
CES-B10-SF-PLBK	0801655	535
CES-B10-SFC-M	0801645	535
CES-B10-SFFS-PLBK	0801660	535
CES-B10-WRG-BK	0801725	534
CES-B16-HFFS-PLBK	0801662	534
CES-B16-SF-PLBK	0801651	535
CES-B16-SFC-M	0801642	535
CES-B16-SFFS-PLBK	0801659	535
CES-B16-WRG-BK	0801726	534
CES-B24-HFFS-PLBK	0801661	534
CES-B24-SF-PLBK	0801647	535
CES-B24-SFC-M	0801641	535
CES-B24-SFFS-PLBK	0801658	535
CES-B24-WRG-BK	0801727	534
CES-LRC-BK	0801719	536
CES-LRG-BK	0801671	536
CES-LRG-BK-15	0801619	536
CES-LRG-BK-16	0801621	536
CES-LRG-BK-17	0801624	536
CES-LRG-BK-18	0801626	536
CES-LRG-BK-19	0801629	536
CES-LRG-BK-20	0801631	536
CES-LRG-BK-21	0801634	536
CES-LRG-BK-22	0801637	536
CES-LRG-BK-23	0801638	536
CES-LRG-BK-24	0801639	536
CES-LRG-BK-25	0801640	536
CES-LRG-BK-26	0801643	536
CES-LRG-BK-27	0801644	536
CES-LRG-BK-28	0801646	536
CES-LRG-BK-29	0801648	536
CES-LRG-BK-30	0801650	536
CES-LRG-BK-31	0801653	536
CES-LRG-BK-32	0801654	536
CES-LRG-BK-33	0801656	536
CES-LTPG-GY	0801716	538
CES-LTPG-GY-15	0801687	538
CES-LTPG-GY-16	0801688	538
CES-LTPG-GY-17	0801689	538
CES-LTPG-GY-18	0801690	538
CES-LTPG-GY-19	0801691	538
CES-LTPG-GY-20	0801692	538
CES-LTPG-GY-21	0801693	538
CES-LTPG-GY-22	0801695	538
CES-LTPG-GY-23	0801696	538
CES-LTPG-GY-24	0801697	538
CES-LTPG-GY-25	0801698	538
CES-LTPG-GY-26	0801699	538
CES-LTPG-GY-27	0801700	538
CES-LTPG-GY-28	0801701	538
CES-LTPG-GY-29	0801702	538
CES-LTPG-GY-30	0801703	538
CES-LTPG-GY-31	0801705	538
CES-LTPG-GY-32	0801706	538
CES-LTPG-GY-33	0801707	538
CES-SFFS-H	0801728	535
CES-SRC-BK	0801718	536
CES-SRG-BK	0801670	536
CES-SRG-BK-10	0801620	536
CES-SRG-BK-11	0801618	536
CES-SRG-BK-12	0801617	536
CES-SRG-BK-13	0801616	536
CES-SRG-BK-14	0801615	536
CES-SRG-BK-15	1410563	536
CES-SRG-BK-16	1410576	536
CES-SRG-BK-17	1410589	536
CES-SRG-BK-1ASI-L	1410042	537
CES-SRG-BK-1ASI-R	0801667	537
CES-SRG-BK-2	0801635	536
CES-SRG-BK-2ASI-LL	1410055	537
CES-SRG-BK-2ASI-LR	0801669	537
CES-SRG-BK-2ASI-RR	0801668	537
CES-SRG-BK-2X3	1410398	537
CES-SRG-BK-2X4	1410408	537
CES-SRG-BK-2X5	0801657	537
CES-SRG-BK-2X6	0801664	537
CES-SRG-BK-2X7	1410084	537
CES-SRG-BK-2X8	1410097	537
CES-SRG-BK-2X9	1410411	537
CES-SRG-BK-3	0801633	536
CES-SRG-BK-4	0801632	536
CES-SRG-BK-4X3	0801665	537
CES-SRG-BK-4X4	0801666	537
CES-SRG-BK-4X5	1410107	537
CES-SRG-BK-4X6	1410152	537
CES-SRG-BK-5	0801630	536
CES-SRG-BK-6	0801628	536
CES-SRG-BK-7	0801627	536
CES-SRG-BK-8	0801625	536
CES-SRG-BK-9	0801622	536
CES-STPG-GY	0801715	538
CES-STPG-GY-10	0801682	538
CES-STPG-GY-11	0801683	538
CES-STPG-GY-12	0801684	538
CES-STPG-GY-13	0801685	538
CES-STPG-GY-14	0801686	538
CES-STPG-GY-15	1410521	538
CES-STPG-GY-16	1410534	538
CES-STPG-GY-17	1410547	538
CES-STPG-GY-1ASI-L	1410068	539
CES-STPG-GY-1ASI-R	0801712	539
CES-STPG-GY-2	0801672	538
CES-STPG-GY-2ASI-LL	1410071	539
CES-STPG-GY-2ASI-LR	0801714	539
CES-STPG-GY-2ASI-RR	0801713	539
CES-STPG-GY-2X3	1410424	539
CES-STPG-GY-2X4	1410438	539
CES-STPG-GY-2X5	0801708	539
CES-STPG-GY-2X6	0801709	539
CES-STPG-GY-2X7	1410110	539
CES-STPG-GY-2X8	1410123	539
CES-STPG-GY-2X9	1410440	539
CES-STPG-GY-3	0801673	538
CES-STPG-GY-4	0801674	538
CES-STPG-GY-4X3	0801710	539
CES-STPG-GY-4X4	0801711	539
CES-STPG-GY-4X5	1410136	539
CES-STPG-GY-4X6	1410149	539
CES-STPG-GY-5	0801675	538
CES-STPG-GY-6	0801676	538
CES-STPG-GY-7	0801677	538
CES-STPG-GY-8	0801679	538
CES-STPG-GY-9	0801680	538
CF 1000 EM	1205215	480
CF 1000-1,5	1208199	480
CF 1000-10	1212456	481
CF 1000-10-TOOLKIT 10/12	1212460	481
CF 1000-10-TOOLKIT 4/10-12	1212458	481
CF 1000-10-TOOLKIT 6/12	1212459	481
CF 1000-COVER	1208306	480
CF 1000-TOOLKIT 0,34/ 6	1208212	480
CF 1000-TOOLKIT 0,34/ 8	1208225	480
CF 1000-TOOLKIT 2,5/ 8	1208241	480
CF 1000-TOOLKIT 4,0/10	1208270	480
CF 3000 AB 0,25	1212380	478
CF 3000 AM 0,5	1205587	478
CF 3000 AM 0,75	1205590	478
CF 3000 AM 1,0	1205600	478
CF 3000 AM 1,5	1205613	478
CF 3000 AM 2,5	1205626	478
CF 3000 LOC 0,25	1212377	478
CF 3000 LOC 0,5	1205639	478
CF 3000 LOC 0,75	1205642	478
CF 3000 LOC 1,0	1205655	478
CF 3000 LOC 1,5	1205668	478
CF 3000 LOC 2,5	1205671	478
CF 3000-2,5	1205477	478
CF 3000-2,5 120V	1205516	478
CF 3000-TOOLKIT 0,25	1212376	478
CF 500-120V	1208351	474
CF 500-230V	1208348	474
CF 500/COV	1212250	474
CF 500/COV AI 6	1212254	474
CF 500/COV AI TWIN	1212266	474
CF 500/COV FBS	1212462	474
CF 500/COV RC 10	1212252	474
CF 500/COV RCI	1212255	474
CF 500/COV RCT 2,5	1212253	474
CF 500/COV SC	1212251	474
CF 500/DIE AI 6	1212238	475
CF 500/DIE AI 25	1212239	475
CF 500/DIE AI 50	1212261	475
CF 500/DIE AI-TWIN 10	1212262	475
CF 500/DIE FBS	1212461	475
CF 500/DIE RC 10	1212244	475
CF 500/DIE RC 16	1212257	475
CF 500/DIE RCI 1,5	1212263	475
CF 500/DIE RCI 6	1212240	475
CF 500/DIE SC 1,5	1212241	475
CF 500/DIE SC 6	1212242	475
CF 500/DIE TC 4	1212237	475
CF 500/DIE TC 10	1212260	475
CF 500/LOC SCF 2,8/1,5	1212249	474
CF 500/LOC SCF 4,8/2,5	1212248	474
CF 500/LOC SCF 6,3/6	1212247	474
CF 500/LOC SCM 6,3/2,5	1212264	474
CF CRIMPHANDY 1,0	1212465	390
CF CRIMPHANDY 1,5	1212466	391
CF CRIMPHANDY/ACCU	1212518	390
CF CRIMPHANDY/CHARGER	1212519	390
CF-10 CUTTER KNIFE SET	1207284	470
CF-10 WHEEL SET	1207271	470
CLIP-PROJECT ADVANCED	5146040	26
CLIP-PROJECT PROFESSIONAL	5146053	27
CLIPFIX 15	3022263	498
CLIPFIX 35	3022218	498
CLIPFIX 35-5	3022276	498
CMS-DISPOSABLE-PEN 0,25 TR	5146685	47
CMS-DISPOSABLE-PEN 0,35 TR	5146686	47
CMS-INK-TR-C5	5146684	47
CMS-P1-M/BN-ZB	5144725	46
CMS-P1-M/GPE	5144754	46
CMS-P1-M/GPE ENGRAVING	5145711	46
CMS-P1-M/GPE-PAD	5144880	46
CMS-P1-M/LBHZ	5144738	46
CMS-P1-M/PAB	5144741	46
CMS-P1-M/SS-ZB	5144712	46
CMS-P1-M/ZB	5144699	46
CMS-P1-M/ZBF	5144709	46
CMS-P1-M/ZBFM	5144686	46
CMS-P1-M/ZBFM-PAD	5144848	46
CMS-P1-M/ZBM	5144660	46
CMS-P1-PAD	5144819	46
CMS-P1-PAD/SPARE	5144893	46
CMS-P1-PENDEPOT	5144835	44
CMS-P1-PLOTTER	5144615	44
CMS-P1-PLOTTER-CASE	5144631	44
CMS-P1-PLOTTER-COVER	5144806	44
CMS-P1-PLOTTER-KIT	5144628	44
CMS-P1-PREPLATES	5145135	44
CMS-P1-WMU-ADAPTER	5144822	46
CMS-PEN 0,25	5067815	47
CMS-PEN 0,35	5067828	47
CMS-PEN 0,50	5067831	47
CMS-R-FLUID-TR-C2	5146752	47
CMS-R-SET-TR	5146751	47
CRIMPFOX 10	1212721	395
CRIMPFOX 10S	1212045	396
CRIMPFOX 2,5-M	1212719	392
CRIMPFOX 25R	1212039	397
CRIMPFOX 25R/DIE	1212040	397
CRIMPFOX 50R	1212041	397
CRIMPFOX 50R/DIE	1212042	397
CRIMPFOX 6	1212034	393
CRIMPFOX 6-M	1212720	393
CRIMPFOX 6/DIE	1212035	393
CRIMPFOX 6H	1212046	396
CRIMPFOX 6S-F	1212043	393
CRIMPFOX 6T	1212037	394
CRIMPFOX 6T-F	1212038	395
CRIMPFOX MT 2,5	1204038	411
CRIMPFOX MT 2,5 DIE	1208050	411
CRIMPFOX-C 10P/DIE	1212739	415
CRIMPFOX-C D	1212734	414
CRIMPFOX-C MMJ/DIE	1212740	415
CRIMPFOX-C RJ11/DIE	1212735	415
CRIMPFOX-C RJ22/DIE	1212736	415
CRIMPFOX-C RJ45/DIE	1212737	415
CRIMPFOX-C RJ45U/DIE	1212738	415
CRIMPFOX-C120	1212318	403
CRIMPFOX-C120 AI 50/F-DIE	1212337	403
CRIMPFOX-C120 AI 70/F-DIE	1212338	403
CRIMPFOX-C120 AI 70/M-DIE	1212335	403
CRIMPFOX-C120 AI 95/F-DIE	1212339	403
CRIMPFOX-C120 AI 95/M-DIE	1212336	403
CRIMPFOX-C120 R25-50/DIE	1212324	403
CRIMPFOX-C120 R35-70/DIE	1212325	403
CRIMPFOX-C120 R95/DIE	1212326	403
CRIMPFOX-C120 RC 35/F-DIE	1212332	403
CRIMPFOX-C120 RC 50/F-DIE	1212333	403
CRIMPFOX-C120 RC 70/F-DIE	1212334	403
CRIMPFOX-C120 RC 70/M-DIE	1212331	403
CRIMPFOX-C120 RCI 10/DIE	1212327	403
CRIMPFOX-C120 RCI 16/DIE	1212328	403
CRIMPFOX-C120 RCI 25/DIE	1212329	403
CRIMPFOX-C120 RCI 35/DIE	1212330	403
CRIMPFOX-C120 RCT 120-1/DIE	1212323	403
CRIMPFOX-C120 RCT 35-1/DIE	1212320	403
CRIMPFOX-C120 RCT 50-1/DIE	1212321	403
CRIMPFOX-C120 RCT 70-1/DIE	1212319	403
CRIMPFOX-C120 RCT 95-1/DIE	1212322	403
CRIMPFOX-C50	1212340	403
CRIMPFOX-C50 R25-35/DIE	1212349	403
CRIMPFOX-C50 R35-50/DIE	1212350	403
CRIMPFOX-C50 R50-70/DIE	1212351	403
CRIMPFOX-C50 RC 25/F-DIE	1212344	403
CRIMPFOX-C50 RC 35/F-DIE	1212345	403
CRIMPFOX-C50 RC 35/M-DIE	1212343	403
CRIMPFOX-C50 RCI 10/DIE	1212346	403
CRIMPFOX-C50 RCI 16/DIE	1212347	403
CRIMPFOX-C50 RCI 25/DIE	1212348	403
CRIMPFOX-C50 RCT 35-1/DIE	1212341	403
CRIMPFOX-C50 RCT 50-1/DIE	1212342	403
CRIMPFOX-CATV 8,23	1212716	409
CRIMPFOX-CATV 8,23-1	1212717	409
CRIMPFOX-CX 10,54	1212097	408
CRIMPFOX-CX 10,90	1212098	408
CRIMPFOX-CX 10,90-1	1212715	408
CRIMPFOX-CX 4,52	1212094	408
CRIMPFOX-CX 4,52-M	1212713	408
CRIMPFOX-CX 5,41-M	1212712	408
CRIMPFOX-CX 6,48	1212095	408
CRIMPFOX-CX 6,48-M	1212714	408
CRIMPFOX-CX 7,06 HD-M	1212718	408
CRIMPFOX-CX 9,14	1212096	408
CRIMPFOX-DSUB 5	1212111	409
CRIMPFOX-DSUB 5-1	1212711	409

Type	Order No.	Page
CRIMPFOX-FO 5,41	1212099	409
CRIMPFOX-HS 6	1212722	399
CRIMPFOX-M	1212072	412
CRIMPFOX-M 10/DIE	1212080	413
CRIMPFOX-M 25/DIE	1212081	413
CRIMPFOX-M 50/DIE	1212082	413
CRIMPFOX-M CX-1/DIE	1212087	413
CRIMPFOX-M CX-2/DIE	1212088	413
CRIMPFOX-M CX-3/DIE	1212089	413
CRIMPFOX-M CX-4/DIE	1212745	413
CRIMPFOX-M CX-5/DIE	1212746	413
CRIMPFOX-M CX-6/DIE	1212747	413
CRIMPFOX-M CX-7/DIE	1212748	413
CRIMPFOX-M CX-8/DIE	1212749	413
CRIMPFOX-M HS-1/DIE	1212282	413
CRIMPFOX-M HS/DIE	1219092	413
CRIMPFOX-M RC 10-1/DIE	1212744	413
CRIMPFOX-M RC 10/DIE	1212077	413
CRIMPFOX-M RC 2,5/DIE	1212078	413
CRIMPFOX-M RC 6/DIE	1212079	413
CRIMPFOX-M RCI 2,5/DIE	1212074	413
CRIMPFOX-M RCI 6/DIE	1212073	413
CRIMPFOX-M RJ11/DIE	1212091	413
CRIMPFOX-M RJ45/DIE	1212090	413
CRIMPFOX-M SC 1/DIE	1212083	413
CRIMPFOX-M SC 2,5/DIE	1212084	413
CRIMPFOX-M SC 6-FL/DIE	1212741	413
CRIMPFOX-M SC 6/DIE	1212085	413
CRIMPFOX-M SCA 2,5-1/DIE	1212743	413
CRIMPFOX-M SCA 2,5/DIE	1212742	413
CRIMPFOX-M SET	1212093	412
CRIMPFOX-M SR 6-1/DIE	1212471	413
CRIMPFOX-M SR 6-2/DIE	1212472	413
CRIMPFOX-M SR 6-3/DIE	1212473	413
CRIMPFOX-M TC 10/DIE	1212076	413
CRIMPFOX-M TC 4/DIE	1212075	413
CRIMPFOX-RC 10	1212061	401
CRIMPFOX-RC 2,5	1212063	400
CRIMPFOX-RC 2,5-M	1212723	400
CRIMPFOX-RC 25	1212065	401
CRIMPFOX-RC 6	1212710	401
CRIMPFOX-RC 6-M	1212724	400
CRIMPFOX-RCI 1	1212055	398
CRIMPFOX-RCI 1-M	1212727	398
CRIMPFOX-RCI 2,5	1212053	398
CRIMPFOX-RCI 2,5-M	1212728	398
CRIMPFOX-RCI 6	1212057	399
CRIMPFOX-RCI 6-1	1212059	399
CRIMPFOX-RCI 6-M	1212730	399
CRIMPFOX-RCI DIN 6	1212729	399
CRIMPFOX-RCT 16	1212731	402
CRIMPFOX-RCT 25-1	1212066	402
CRIMPFOX-RCT 70	1212732	402
CRIMPFOX-SC 1,5	1212048	404
CRIMPFOX-SC 1,5-M	1212725	404
CRIMPFOX-SC 1,5/DIE	1212049	404
CRIMPFOX-SC 6	1212050	405
CRIMPFOX-SC 6/DIE	1212051	405
CRIMPFOX-SC 6L	1212052	405
CRIMPFOX-SCA 2,5-M	1212726	405
CRIMPFOX-SR 6-1	1212467	410
CRIMPFOX-SR 6-2	1212468	410
CRIMPFOX-SR 6-3	1212469	410
CRIMPFOX-TC 10	1212114	406
CRIMPFOX-TC 10/DIE	1212296	406
CRIMPFOX-TC 4	1212113	406
CRIMPFOX-TC 4/DIE	1212295	406
CRIMPFOX-TC MP	1212510	407
CRIMPFOX/ SPR-1	1212069	392
CRIMPFOX/ SPR-3	1212036	393
CRIMPFOX/SPR-2	1212047	396
CRIMPSET 6	1202072	441
CRIMPSET 6/25 LEER	1204041	441
CRIMPSET 25	1202580	441
CUTFOX 10	1206829	470
CUTFOX 10 120V	1206832	470
CUTFOX 10 BAR	1208416	470
CUTFOX 10 C-UN	1208393	470
CUTFOX 10 R-C	1208403	470
CUTFOX 100	1212135	365
CUTFOX 12	1212128	364
CUTFOX 16 VDE	1212126	367
CUTFOX 18	1212129	364
CUTFOX 25	1212130	365
CUTFOX 25 VDE	1212127	367
CUTFOX 35	1212131	365
CUTFOX 45	1212132	364
CUTFOX 50 STEEL	1212526	364
CUTFOX 52	1212133	364
CUTFOX 62	1212134	365
CUTFOX FB	1205985	366
CUTFOX-CD	1212474	371
CUTFOX-ES	1212621	364
CUTFOX-FBS	1212124	366
CUTFOX-LB VDE	1212527	367
CUTFOX-S VDE	1212207	367
CUTFOX-SP VDE	1212206	367
D		
DUSPOL EXPERT	1209091	434
E		
E/AL-NS 35	1201662	499
E/MBK	1401637	499
E/MK 1	1421659	499
E/NS 35 N	0800886	499
E/UK	1201442	498
E/UK 1	1201413	498
EA 4	0805360	506
EA 5	1024014	506
EA 5-WS	1024085	506
EA 7	1024250	506
EA 11	1024263	506
EC 10	3240176	515
EC 10 BK	3240177	515
EC 16	3240179	515
EC 16 BK	3240180	515
EC 16 P TR	3240182	513
EC 2,5 P TR	3240167	512
EC 25	3240183	515
EC 25 BK	3240184	515
EC 4	3240168	514
EC 4 BK	3240169	514
EC 4 P TR	3240171	513
EC 6	3240172	514
EC 6 BK	3240173	514
EC 6 P TR	3240175	513
EK 116	0401010	509
EK 135	0401023	509
EM-DUO 120/15	5600461	519
EM-DUO/120/15/GFI	5600462	519
EMG 45-SD-D/LA/SI	2943738	518
EMG 45-SD-D/LA/SI YE	2940825	518
EMG 90-2SD-D/LA	2941523	518
EML (100X73)R	0817125	270
EML (100X73)R CUS	0824282	272
EML (100X73)R SR	0817112	271
EML (100X73)R SR CUS	0824283	273
EML (100X73)R YE	0817138	271
EML (100X73)R YE CUS	0824284	273
EML (100X90)R	0817154	270
EML (100X90)R CUS	0824285	272
EML (100X90)R SR	0817141	271
EML (100X90)R SR CUS	0824286	273
EML (100XE)RL SR	0815787	271
EML (101,6X25,4)RL SR	0815790	271
EML (101,6X25,4)RL SR CUS	0824288	273
EML (10X4)R	0815583	270
EML (10X4)R CUS	0824289	272
EML (10X7)R	0816663	270
EML (10X7)R CUS	0824290	272
EML (10X7)R YE	0816676	271
EML (10X7)R YE CUS	0824291	273
EML (15X9)R	0815677	270
EML (15X9)R CUS	0824294	272
EML (15X9)R SR	0816032	271
EML (15X9)R SR CUS	0824295	273
EML (15X9)R YE	0816045	271
EML (15X9)R YE CUS	0824296	273
EML (16,5X5)R	0816702	270
EML (16,5X5)R CUS	0824297	272
EML (16,5X5)R YE	0816728	271
EML (16,5X5)R YE CUS	0824298	273
EML (16,5X5)RL	0816113	270
EML (16,5X5)RL YE	0816126	271
EML (16X7)R	0818001	270
EML (16X7)R CUS	0824301	272
EML (16X7)R YE	0816731	271
EML (16X7)R YE CUS	0824302	273
EML (17,5X8)R	0816744	270
EML (17,5X8)R CUS	0824303	272
EML (17,5X8)R YE	0816757	271
EML (17,5X8)R YE CUS	0824304	273
EML (17,5X8)RL YE	0816139	271
EML (19X6)R	0816760	270
EML (19X6)R CUS	0824306	272
EML (20X7)R YE	0816773	271
EML (20X7)R YE CUS	0824308	273
EML (20X8)R	0816786	270
EML (20X8)R CUS	0824309	272
EML (20X8)R YE	0816799	271
EML (20X8)R YE CUS	0824310	273
EML (21,5X21,5)R SR	0816812	271
EML (21,5X21,5)R SR CUS	0824312	273
EML (25,4X12,7)R	0816825	270
EML (25,4X12,7)R CUS	0824313	272
EML (25,4X12,7)R YE	0816838	271
EML (25,4X12,7)R YE CUS	0824314	273
EML (26,5X12)R SR	0816854	271
EML (26,5X12)R SR CUS	0824315	273
EML (26,5X17,5)R SR	0816883	271
EML (26,5X17,5)R SR CUS	0824318	273
EML (26,5X17,5)R YE	0816896	271
EML (26,5X17,5)R YE CUS	0824319	273
EML (26,5X18,5)R SR	0816906	271
EML (26,5X18,5)R SR CUS	0824320	273
EML (26,5X26,5)R SR	0816919	271
EML (26,5X26,5)R SR CUS	0824321	273
EML (26,5X7,5)R SR	0816841	271
EML (26,5X7,5)R SR CUS	0824322	273
EML (30X20)R	0816922	270
EML (30X20)R CUS	0824323	272
EML (30X20)R YE	0816935	271
EML (30X20)R YE CUS	0824324	273
EML (37XE)RL TR	0815716	270
EML (38,1X19)RL	0816171	270
EML (38,1X19)RL CUS	0824327	272
EML (38X17)R	0816951	270
EML (38X17)R CUS	0824328	272
EML (40X15)R SR	0815729	271
EML (40X15)R SR CUS	0824329	273
EML (40X25)R	0818027	270
EML (40X25)R CUS	0824330	272
EML (40X25)R YE	0816977	271
EML (40X25)R YE CUS	0824331	273
EML (40X8)R	0816980	270
EML (40X8)R CUS	0824332	272
EML (50,8X25,4)RL	0816184	270
EML (50,8X25,4)RL CUS	0824333	272
EML (51X25)R	0817028	270
EML (51X25)R CUS	0824335	272
EML (51X25)R SR	0817002	271
EML (51X25)R SR CUS	0824336	273
EML (51X25)R YE	0817031	271
EML (51X25)R YE CUS	0824337	273
EML (69,8X31,8)RL	0816197	270
EML (69,8X31,8)RL CUS	0824339	272
EML (70X32)R	0817060	270
EML (70X32)R CUS	0824340	272
EML (70X32)R SR	0817057	271
EML (70X32)R SR CUS	0824341	273
EML (70X32)R YE	0817073	271
EML (70X32)R YE CUS	0824342	273
EML (70X50)R	0817099	270
EML (70X50)R CUS	0824343	272
EML (70X50)R SR	0817086	271
EML (70X50)R SR CUS	0824344	273
EML (76,2X6,5)RL YE	0816207	271
EML (76,2X6,5)RL YE CUS	0824345	273
EML (90X5)R	0817109	270
EML (90X5)R CUS	0824346	272
EML (D17,5)R	0815774	270
EML (D17,5)R CUS	0824347	272
EML (100X40)R	0800286	270
EML (100X40)R CUS	0802698	272
EML (100X40)R SR	0802697	271
EML (100X40)R SR CUS	0828993	273
EML (15X6) R YE	0819288	271
EML (15X6) R YE CUS	0824348	273
EML (18X7)RL YE	0802733	271
EML (18X7)RL YE CUS	0802734	273
EML (24X3)R	0830291	109
EML (24X4)R	0800061	109
EML (25,4X12,7)RL	0816087	270
EML (40X6)R	0830481	213
EML (40X6)R YE	0830482	213
EML (40X6)R CUS	0830487	213
EML (40X6)R YE CUS	0830488	213
EML (50X10)R	0830483	213
EML (50X10)R CUS	0830489	213
EML (50X10)R YE	0830484	213
EML (50X10)R YE CUS	0830490	213
EML (75X10)R	0830485	213
EML (75X10)R CUS	0830491	213
EML (75X10)R YE	0830486	213
EML (75X10)R YE CUS	0830492	213
EML-ESD (15X15)R	0830566	284
EML-ESD (15X15)R CUS	0830590	285
EML-ESD (15X15)RL-T	0830578	285
EML-ESD (15X6)R	0830565	284
EML-ESD (15X6)R CUS	0830589	285
EML-ESD (15X6)RL-T	0830577	285
EML-ESD (20X7)R	0830567	284
EML-ESD (20X7)R CUS	0830591	285
EML-ESD (20X7)RL-T	0830579	285
EML-ESD (24X4)R	0830568	284
EML-ESD (24X4)R CUS	0830592	285
EML-ESD (24X4)RL-T	0830580	285
EML-ESD (25,4X12,7)R	0830570	284
EML-ESD (25,4X12,7)R CUS	0830594	285
EML-ESD (25,4X12,7)RL-T	0830582	285
EML-ESD (25X8)R	0830569	284
EML-ESD (25X8)R CUS	0830593	285
EML-ESD (25X8)RL-T	0830581	285
EML-ESD (32X10)R	0830571	284
EML-ESD (32X10)R CUS	0830595	285
EML-ESD (32X10)RL-T	0830583	285
EML-ESD (35X6,5)R	0830572	284
EML-ESD (35X6,5)R CUS	0830596	285
EML-ESD (35X6,5)RL-T	0830584	285
EML-ESD (40X15)R	0830573	284
EML-ESD (40X15)R CUS	0830597	285
EML-ESD (40X15)RL-T	0830585	285
EML-ESD (45X5)R	0830574	284
EML-ESD (45X5)R CUS	0830598	285
EML-ESD (45X5)RL-T	0830586	285
EML-ESD (50X10)R	0830575	284
EML-ESD (50X10)R CUS	0830599	285
EML-ESD (50X10)RL-T	0830587	285
EML-ESD (8X8)R	0830564	284
EML-ESD (8X8)R CUS	0830588	285
EML-ESD (8X8)RL-T	0830576	285
EML-HA (100X73)R	0830731	280
EML-HA (100X73)R CUS	0830739	281
EML-HA (100X73)R SR	0830735	281
EML-HA (100X73)R SR CUS	0830743	281
EML-HA (100X90)R	0830732	280
EML-HA (100X90)R CUS	0830740	281
EML-HA (100X90)R SR	0830736	281
EML-HA (100X90)R SR CUS	0830744	281

Alphabetical

Type	Order No.	Page
EML-HA (15X9)R	0830600	280
EML-HA (15X9)R CUS	0830622	281
EML-HA (15X9)R SR	0830611	281
EML-HA (15X9)R SR CUS	0830633	281
EML-HA (19X6)R	0830601	280
EML-HA (19X6)R CUS	0830623	281
EML-HA (19X6)R SR	0830612	281
EML-HA (19X6)R SR CUS	0830634	281
EML-HA (20X20)R	0830602	280
EML-HA (20X20)R CUS	0830624	281
EML-HA (20X20)R SR	0830613	281
EML-HA (20X20)R SR CUS	0830635	281
EML-HA (26,5X12)R	0830603	280
EML-HA (26,5X12)R CUS	0830625	281
EML-HA (26,5X12)R SR	0830614	281
EML-HA (26,5X12)R SR CUS	0830636	281
EML-HA (40X15)R	0830605	280
EML-HA (40X15)R CUS	0830627	281
EML-HA (40X15)R SR	0830616	281
EML-HA (40X15)R SR CUS	0830638	281
EML-HA (40X8)R	0830604	280
EML-HA (40X8)R CUS	0830626	281
EML-HA (40X8)R SR	0830615	281
EML-HA (40X8)R SR CUS	0830637	281
EML-HA (51X25)R	0830729	280
EML-HA (51X25)R CUS	0830737	281
EML-HA (51X25)R SR	0830733	281
EML-HA (51X25)R SR CUS	0830741	281
EML-HA (60X30)R	0830606	280
EML-HA (60X30)R CUS	0830628	281
EML-HA (60X30)R SR	0830617	281
EML-HA (60X30)R SR CUS	0830639	281
EML-HA (70X150)R	0830608	280
EML-HA (70X150)R CUS	0830630	281
EML-HA (70X150)R SR	0830619	281
EML-HA (70X150)R SR CUS	0830641	281
EML-HA (70X32)R	0830607	280
EML-HA (70X32)R CUS	0830629	281
EML-HA (70X32)R SR	0830618	281
EML-HA (70X32)R SR CUS	0830640	281
EML-HA (70X50)R	0830730	280
EML-HA (70X50)R CUS	0830738	281
EML-HA (70X50)R SR	0830734	281
EML-HA (70X50)R SR CUS	0830742	281
EML-HA (76X51)R	0830609	280
EML-HA (76X51)R CUS	0830631	281
EML-HA (76X51)R SR	0830620	281
EML-HA (76X51)R SR CUS	0830642	281
EML-HA (85X32)R	0830610	280
EML-HA (85X32)R CUS	0830632	281
EML-HA (85X32)R SR	0830621	281
EML-HA (85X32)R SR CUS	0830643	281
EML-HT (15X15)R	0800341	282
EML-HT (15X15)R CUS	0830170	283
EML-HT (15X15)RL-T	0830653	283
EML-HT (15X6)R	0830644	282
EML-HT (15X6)R CUS	0830663	283
EML-HT (15X6)RL-T	0830652	283
EML-HT (20X7)R	0830645	282
EML-HT (20X7)R CUS	0830664	283
EML-HT (20X7)RL-T	0830654	283
EML-HT (24X4)R	0830646	282
EML-HT (24X4)R CUS	0830665	283
EML-HT (24X4)RL-T	0830655	283
EML-HT (25,4X12,7)R	0830648	282
EML-HT (25,4X12,7)R CUS	0830667	283
EML-HT (25,4X12,7)RL-T	0830657	283
EML-HT (25X8)R	0830647	282
EML-HT (25X8)R CUS	0830666	283
EML-HT (25X8)RL-T	0830656	283
EML-HT (32X10)R	0830649	282
EML-HT (32X10)R CUS	0830668	283
EML-HT (32X10)RL-T	0830658	283
EML-HT (35X6,5)R	0830650	282
EML-HT (35X6,5)R CUS	0830669	283
EML-HT (35X6,5)RL-T	0830659	283
EML-HT (40X15)R	0800339	282
EML-HT (40X15)R CUS	0830168	283
EML-HT (40X15)RL-T	0830660	283
EML-HT (45X5)R	0800337	282
EML-HT (45X5)R CUS	0830166	283
EML-HT (45X5)RL-T	0830661	283
EML-HT (50X10)R	0800338	282
EML-HT (50X10)R CUS	0830167	283
EML-HT (50X10)RL-T	0830662	283
EML-HT (8X8)R	0800340	282
EML-HT (8X8)R CUS	0830169	283
EML-HT (8X8)RL-T	0830651	283
EML-HT (D12)R	0801376	282
EML-RM (15X15)R	0830530	286
EML-RM (15X15)R CUS	0830554	287
EML-RM (15X15)RL-T	0830542	287
EML-RM (15X6)R	0830529	286
EML-RM (15X6)R CUS	0830553	287
EML-RM (15X6)RL-T	0830541	287
EML-RM (20X7)R	0830531	286
EML-RM (20X7)R CUS	0830555	287
EML-RM (20X7)RL-T	0830543	287
EML-RM (24X4)R	0830532	286
EML-RM (24X4)R CUS	0830556	287
EML-RM (24X4)RL-T	0830544	287
EML-RM (25,4X12,7)R	0830534	286
EML-RM (25,4X12,7)R CUS	0830558	287
EML-RM (25,4X12,7)RL-T	0830546	287
EML-RM (25X8)R	0830533	286
EML-RM (25X8)R CUS	0830557	287
EML-RM (25X8)RL-T	0830545	287
EML-RM (32X10)R	0830535	286
EML-RM (32X10)R CUS	0830559	287
EML-RM (32X10)RL-T	0830547	287
EML-RM (35X6,5)R	0830536	286
EML-RM (35X6,5)R CUS	0830560	287
EML-RM (35X6,5)RL-T	0830548	287
EML-RM (40X15)R	0830537	286
EML-RM (40X15)R CUS	0830561	287
EML-RM (40X15)RL-T	0830549	287
EML-RM (45X5)R	0830538	286
EML-RM (45X5)R CUS	0830562	287
EML-RM (45X5)RL-T	0830550	287
EML-RM (50X10)R	0830539	286
EML-RM (50X10)R CUS	0830563	287
EML-RM (50X10)RL-T	0830551	287
EML-RM (8X8)R	0830528	286
EML-RM (8X8)R CUS	0830552	287
EML-RM (8X8)RL-T	0830540	287
EMLC (5,5X20)R	0817617	279
EMLC (5,5X20)R CUS	0824350	279
EMLC (5,5X40)R	0817620	279
EMLC (5,5X40)R CUS	0824351	279
EMLC (15X9)R YE	0800236	279
EMLC (15X9)R YE CUS	0830158	279
EMLC (17,5X8)R YE	0800237	279
EMLC (17,5X8)R YE CUS	0830159	279
EMLC (20X8)R	0815680	279
EMLC (20X8)R CUS	0824352	279
EMLC (20X8)R YE	0800235	279
EMLC (20X8)R YE CUS	0830157	279
EMLC (20X8)RL YE	0815800	279
EMLC (25,4X12,7)R YE	0800238	279
EMLC (25,4X12,7)R YE CUS	0830160	279
EMLC (25X8)R YE	0800240	279
EMLC (25X8)R YE CUS	0830161	279
EMLC (38X17)R YE	0800557	279
EMLC (38X17)R YE CUS	0830164	279
EMLC (40X8)R	0800554	279
EMLC (40X8)R CUS	0830162	279
EMLC (40X8)R YE	0800555	279
EMLC (40X8)R YE CUS	0830163	279
EMLC (51X25)R YE	0800558	279
EMLC (51X25)R YE CUS	0830165	279
EMLF (108XE)R	0800549	278
EMLF (108XE)R CUS	0830183	278
EMLF (108XE)R SR	0800551	278
EMLF (108XE)R SR CUS	0830185	278
EMLF (108XE)R TR	0800552	278
EMLF (108XE)R TR CUS	0830186	278
EMLF (108XE)R YE	0800550	278
EMLF (108XE)R YE CUS	0830184	278
EMLP (13X9)R	0819453	274
EMLP (13X9)R CUS	0824354	274
EMLP (17,5X12)R	0819466	274
EMLP (17,5X12)R CUS	0824355	274
EMLP (17,5X15)R	0802684	274
EMLP (17,5X15)R CUS	0802690	274
EMLP (17,5X15)R SR	0802685	274
EMLP (17,5X15)R SR CUS	0802691	274
EMLP (17X7)R	0826844	274
EMLP (17X7)R CUS	0827083	274
EMLP (20X7)R	0819479	274
EMLP (20X7)R CUS	0824356	274
EMLP (20X8)R	0819482	274
EMLP (20X8)R CUS	0824357	274
EMLP (22X12)R	0819495	274
EMLP (22X12)R CUS	0824358	274
EMLP (22X22)R SR	0825528	274
EMLP (22X22)R SR CUS	0827475	274
EMLP (27X12,5)R SR	0819521	274
EMLP (27X12,5)R SR CUS	0824359	274
EMLP (27X18)R SR	0819534	274
EMLP (27X18)R SR CUS	0824360	274
EMLP (27X27)R SR	0827467	274
EMLP (27X27)R SR CUS	0827469	274
EMLP (27X8)R SR	0819518	274
EMLP (27X8)R SR CUS	0824361	274
EMLP (45X15)R	0801820	274
EMLP (45X15)R CUS	0828990	274
EMLP (45X15)R SR	0819547	274
EMLP (45X15)R SR CUS	0824362	274
EMLP (45X25)R	0802727	274
EMLP (45X25)R CUS	0802730	274
EMLP (60X30)R	0819505	274
EMLP (60X30)R CUS	0824363	274
EMLP (60X30)R SR	0801729	274
EMLP (60X30)R SR CUS	0830398	274
EMLP (65X25)R	0802728	274
EMLP (65X25)R CUS	0802731	274
EMLP (EX15)R	0802686	275
EMLP (EX15)R CUS	0802692	275
EMLP (EX15)R SR	0802687	275
EMLP (EX15)R SR CUS	0802694	275
EMLP (EX30)R	0802688	275
EMLP (EX30)R CUS	0802695	275
EMLP (EX30)R SR	0802689	275
EMLP (EX30)R SR CUS	0802696	275
EMLP 24 (30X12)	0822301	295
EMLP 24 (30X12) BK	0822314	295
EMLP 24 (30X12) BK CUS	0824365	295
EMLP 24 (30X12) CUS	0824364	295
EMLP 24 (30X12) SR	0822330	295
EMLP 24 (30X12) SR CUS	0824366	295
EMLP 24 (30X12)R	0819550	276
EMLP 24 (30X12)R CUS	0824367	276
EMLP 24 (30X12)R GN	0819589	276
EMLP 24 (30X12)R GN CUS	0824368	276
EMLP 24 (30X12)R RD	0819576	276
EMLP 24 (30X12)R RD CUS	0824369	276
EMLP 24 (30X12)R SR	0819563	276
EMLP 24 (30X12)R SR CUS	0824370	276
EMLP 30(45X10)R	0801855	277
EMLP 30(45X10)R BK	0801858	277
EMLP 30(45X10)R BK CUS	0802009	277
EMLP 30(45X10)R CUS	0802007	277
EMLP 30(45X10)R YE	0801857	277
EMLP 30(45X10)R YE CUS	0802008	277
EMLP 32 (38X14)	0822291	295
EMLP 32 (38X14) BK	0822327	295
EMLP 32 (38X14) BK CUS	0824372	295
EMLP 32 (38X14) CUS	0824371	295
EMLP 32 (38X14) SR	0822343	295
EMLP 32 (38X14) SR CUS	0824373	295
EMLP-AL (100X60)	0830515	231
EMLP-AL (100X60) CUS	0830523	231
EMLP-AL (27X15)	0830508	231
EMLP-AL (27X15) CUS	0830516	231
EMLP-AL (27X18)	0830509	231
EMLP-AL (27X18) CUS	0830517	231
EMLP-AL (49X15)	0830511	231
EMLP-AL (49X15) CUS	0830519	231
EMLP-AL (60X15)	0830512	231
EMLP-AL (60X15) CUS	0830520	231
EMLP-AL (60X30)	0830513	231
EMLP-AL (60X30) CUS	0830521	231
EMLP-AL (85,6X54)	0830514	231
EMLP-AL (85,6X54) CUS	0830522	231
EMLPR (100X30)	0800362	301
EMLPR (26,5X14,5)	0800546	297
EMLPR (26,5X17,5)	0800360	297
EMLPR (26,5X26,5)	0800361	297
EMLPR (30X40)	0800359	301
EMLPR (80X42)	0800357	301
EMLPR (80X60)	0800358	301
EMLS (15X9)R SR	0800347	288
EMLS (15X9)R SR CUS	0830175	289
EMLS (19X6)R SR	0800343	288
EMLS (19X6)R SR CUS	0830171	289
EMLS (20X20)R SR	0800344	288
EMLS (20X20)R SR CUS	0830172	289
EMLS (26,5X12)R SR	0800353	288
EMLS (26,5X12)R SR CUS	0830179	289
EMLS (38,1X19)R SR	0800354	288
EMLS (38,1X19)R SR CUS	0830180	289
EMLS (40X15)R SR	0800345	288
EMLS (40X15)R SR CUS	0830173	289
EMLS (40X8)R SR	0800348	288
EMLS (40X8)R SR CUS	0830176	289
EMLS (60X30)R SR	0800355	288
EMLS (60X30)R SR CUS	0830181	289
EMLS (70X150)R SR	0800351	288
EMLS (70X150)R SR CUS	0830178	289
EMLS (70X32)R SR	0800346	288
EMLS (70X32)R SR CUS	0830174	289
EMLS (76X51)R SR	0800350	288
EMLS (76X51)R SR CUS	0830177	289
EMLS (85X32)R SR	0800356	288
EMLS (85X32)R SR CUS	0830182	289
EMP-AL (27X15)	0830776	233
EMP-AL (27X15) CUS	0830798	233
EMP-AL (27X18)	0830777	233
EMP-AL (27X18) CUS	0830799	233
EMP-AL (49X15)	0830778	233
EMP-AL (49X15) CUS	0830800	233
EMP-AL (60X15)	0830779	233
EMP-AL (60X15) CUS	0830801	233
EMP-AL (60X30)	0830796	233
EMP-AL (60X30) CUS	0830802	233
EMP-AL (85,6X54)	0830797	233
EMP-AL (85,6X54) CUS	0830803	233
EMPPR (27X15)	0829535	297
EMPPR (27X18)	0829536	297
EMSP-AL (39X15)	0830510	232
EMSP-AL (39X15) CUS	0830518	232
EMSP-AL (50X15)	0830773	232
EMSP-AL (50X15) CUS	0830775	232
EMSP-AL (50X30)	0830502	232
EMSP-AL (50X30) CUS	0830505	232
EMSP-AL (75,6X54)	0830503	232
EMSP-AL (75,6X54) CUS	0830506	232
EMSP-AL (90X60)	0830504	232
EMSP-AL (90X60) CUS	0830507	232
EMT (10X4)R	0816235	208
EMT (10X4)R CUS	0824374	208
EMT (15X4)R	0817329	208
EMT (15X4)R BU	0817332	208
EMT (15X4)R BU CUS	0824376	208
EMT (15X4)R CUS	0824375	208
EMT (15X4)R RD	0816249	208
EMT (15X4)R RD CUS	0824377	208
EMT (15X4)R YE	0817358	208
EMT (15X4)R YE CUS	0824378	208
EMT (23X4)R	0817361	208
EMT (23X4)R CUS	0824379	208
EMT (23X4)R YE	0817374	208
EMT (23X4)R YE CUS	0824380	208
EMT (24X4)R	0816265	208
EMT (24X4)R CUS	0824381	208
EMT (25X6)R	0817264	208
EMT (25X6)R CUS	0824382	208
EMT (29X8)R	0817277	208
EMT (29X8)R CUS	0824383	208
EMT (29X8)R YE	0817280	208

Type	Order No.	Page
EMT (29X8)R YE CUS	0824384	208
EMT (40X17)R	0817293	208
EMT (40X17)R CUS	0824385	208
EMT (103X17)R	0800039	291
EMT (103X17)R CUS	0830238	291
EMT (103X17)R TQ	0800041	291
EMT (103X17)R TQ CUS	0830239	291
EMT (103X17)R YE	0800436	291
EMT (103X17)R YE CUS	0830240	291
EMT (103X23)R	0800040	291
EMT (103X23)R CUS	0830241	291
EMT (103X23)R TQ	0800042	291
EMT (103X23)R TQ CUS	0830242	291
EMT (103X23)R YE	0800437	291
EMT (103X23)R YE CUS	0830243	291
EMT (31X12,5)R GY	0801612	291
EMT (31X12,5)R GY CUS	0830390	291
EMT (35X28)R	0801602	290
EMT (35X28)R CUS	0830391	290
EMT (35X28)R YE	0801603	290
EMT (35X28)R YE CUS	0830392	290
EMT (35X46)R	0801604	290
EMT (35X46)R CUS	0830393	290
EMT (35X46)R YE	0801605	290
EMT (35X46)R YE CUS	0830394	290
EMT (50/28X13)R	0800049	291
EMT (50/28X13)R CUS	0830245	291
EMT (50/28X13)R TQ	0800050	291
EMT (50/28X13)R TQ CUS	0830246	291
EMT (50/28X13)R YE	0800438	291
EMT (50/28X13)R YE CUS	0830247	291
EMT (50X26)R	0800052	291
EMT (50X26)R CUS	0830248	291
EMT (50X26)R TQ	0800053	291
EMT (50X26)R TQ CUS	0830249	291
EMT (50X26)R YE	0800054	291
EMT (50X26)R YE CUS	0830250	291
EMT (60X15)R	0801846	208
EMT (60X15)R CUS	0801998	208
EMT (62X10)R	0800057	290
EMT (62X10)R CUS	0830251	290
EMT (62X10)R YE	0800477	290
EMT (62X10)R YE CUS	0830252	290
EMT (62X46)R	0800059	290
EMT (62X46)R CUS	0830253	290
EMT (62X46)R YE	0800478	290
EMT (62X46)R YE CUS	0830254	290
EMT (EX15)R	0830671	265
EMT (EX15)R CUS	0830395	265
ES-SSMK-GB 60X18	5032468	300
ES-SSMK-GB 96X30	5032455	300
ESL (25X6)	0801849	214
ESL (60X15)	0801851	215
ESL 24X 4	0808231	217
ESL 26X 6	0808105	109
ESL 29X 8	0808257	215
ESL 40X17	0808095	215
ESL 40X17 CUS	0824403	501
ESL 44X 7	0808244	501
ESL 44X 7 CUS	0824404	501

G

Type	Order No.	Page
GBS 3,5-25X12	0830292	109
GBS 3,5-25X3,5	0830290	109
GBS 5-25X12	0810588	109
GBS 5-25X5	0829126	109
GBS-ZB/26X6	0809298	109
GKM 1 GY	1750498	218
GKM 2 GY	1750485	219
GLM 4	1201769	496
GLM 5	1201772	496
GLM 6	1201785	496
GPE 13X 9 WH	0806932	294
GPE 13X 9 WH CUS	0824414	294
GPE 17,5X12 WH	0806916	294
GPE 17,5X12 WH CUS	0824415	294
GPE 20X 7 WH	0806990	294
GPE 20X 7 WH CUS	0824416	294
GPE 20X 8 WH	0806945	294
GPE 20X 8 WH CUS	0824417	294
GPE 22X12 WH	0806929	294
GPE 22X12 WH CUS	0824418	294
GPE 22X22 SR/R	0806628	294
GPE 22X22 SR/R CUS	0824419	294
GPE 27X 8 SR/R	0806877	294
GPE 27X 8 SR/R CUS	0824420	294
GPE 27X 8 WH/R	0815198	294
GPE 27X 8 WH/R CUS	0824421	294
GPE 27X12,5 SR/R	0806880	294
GPE 27X12,5 SR/R CUS	0824422	294
GPE 27X18 SR/R	0806893	294
GPE 27X18 SR/R CUS	0824423	294
GPE 27X18 WH/R	0815208	294
GPE 27X18 WH/R CUS	0824424	294
GPE 27X27 SR/R	0806903	294
GPE 27X27 SR/R CUS	0824425	294
GPE 28X17,5 SR	0807889	294
GPE 28X17,5 SR CUS	0824426	294
GPE 45X14 SR/R	0807009	294
GPE 45X14 SR/R CUS	0824427	294
GPE 45X14 WH/R	0815282	294
GPE 45X14 WH/R CUS	0824428	294
GPE 52X26 WH	0806958	294
GPE 52X26 WH CUS	0824429	294
GPE 60X12 RD-WH	0824202	294
GPE 60X12 RD-WH CUS	0827720	294
GPE 60X12 SR/R	0806631	294
GPE 60X12 SR/R CUS	0824430	294
GPE 60X12 WH/R	0807630	294
GPE 60X12 WH/R CUS	0824431	294
GPE 60X30 WH	0806961	294
GPE 60X30 WH CUS	0824432	294
GPE 60X30 WH/R	0815292	294
GPE 60X30 WH/R CUS	0824433	294
GPE 70X32 YE	0824215	294
GPE 70X32 YE CUS	0827721	294

J

Type	Order No.	Page
JBC 2,5/3	3240164	516
JBC 2,5/5	3240165	517
JBC 2,5/8	3240166	517

K

Type	Order No.	Page
KDT-ST 3	3063921	540
KDT-ST 4	3063934	540
KDT-ST 5	3063947	540
KDT-ST 6	3063950	540
KDT-ST 7	3063963	540
KDT-ST 8	3063976	540
KDT-ST 9	3063989	540
KDT-ST 10	3063992	540
KDT-ST 11	3064001	540
KDT-ST 12	3062016	540
KDT-ST 13	3062029	540
KDT-ST 14	3062032	540
KDT-ST 15	3062045	540
KDT-ST 16	3062058	540
KDT-ST 17	3062061	540
KDT-ST 2	1410220	540
KEL-EMV 16-4	3063507	540
KEL-EMV 24-5	3063510	540
KEL-EMV-F	3063523	540
KLM	1004306	500
KLM 1	1004319	500
KLM 2	0807575	500
KLM 3	0811969	500
KLM 3-L	0814788	500
KLM-A	1004348	501
KME	0807083	217
KMK	1005208	216
KMK 1	0830745	214
KMK 2	1005266	215
KMK 3	1005211	217
KMK 4	1005305	215
KMK 5	0830746	215
KMV	0806644	223
KMV 44X9,6	0812007	223
KMV 44X9,6 CUS	0828494	223
KMV CUS	0828493	223

L

Type	Order No.	Page
LM	1004377	217

M

Type	Order No.	Page
MARKING BOX	5147100	40
MARKING BOX DE CH	0801749	40
MARKING BOX DK DK	0801741	40
MARKING BOX EN	5147101	40
MARKING BOX EN BE	0801742	40
MARKING BOX ES ES	0801747	40
MARKING BOX FR FR	0801590	40
MARKING BOX HU HU	0801750	40
MARKING BOX IT IT	0801745	40
MARKING BOX PL US	0801744	40
MARKING BOX PT PT	0801748	40
MARKING BOX RU RU	0801739	40
MARKING BOX SE SE	0801740	40
MICROFOX-E	1212494	375
MICROFOX-E ESD	1212485	377
MICROFOX-EO	1212495	375
MICROFOX-F	1212493	375
MICROFOX-F ESD	1212484	377
MICROFOX-P	1212491	375
MICROFOX-P ESD	1212482	377
MICROFOX-PC	1212492	375
MICROFOX-PC ESD	1212483	377
MICROFOX-R	1212490	375
MICROFOX-R ESD	1212481	377
MICROFOX-S ESD	1212480	376
MICROFOX-SB	1212489	374
MICROFOX-SP	1212488	374
MICROFOX-SP-1	1212487	374

N

Type	Order No.	Page
NLS-CU 3/10 SN 1000MM	0402174	508
NLS-CU 6/ 6 SN 1000MM	0402161	508
NS 15 AL PERF 2000MM	1401763	487
NS 15 PERF 2000MM	1401682	487
NS 15 PERF/...	1208102	487
NS 15 UNPERF 2000MM	1401695	486
NS 15 UNPERF/...	1208089	486
NS 15 UNPERF/SO/...	1208092	486
NS 15 WH PERF 2000MM	1204096	487
NS 30/15 PERF.2000MM	3240262	547
NS 32 PERF 2000MM	1201002	496
NS 32 UNPERF 2000MM	1201015	496
NS 35/ 7,5 AL UNPERF 2000MM	0801704	490
NS 35/ 7,5 CAP	1206560	503
NS 35/ 7,5 CU UNPERF 2000MM	0801762	489
NS 35/ 7,5 PERF 755MM	1207640	491
NS 35/ 7,5 PERF 1155MM	1207666	491
NS 35/ 7,5 PERF 2000MM	0801733	491
NS 35/ 7,5 PERF/...	1208131	491
NS 35/ 7,5 UNPERF 2000MM	0801681	488
NS 35/ 7,5 UNPERF/...	1208115	488
NS 35/ 7,5 UNPERF/SO/...	1208128	488
NS 35/ 7,5 V2A UNPERF 2000MM	0801377	490
NS 35/ 7,5 WH UNPERF 2000MM	1204122	489
NS 35/ 7,5 ZN PERF 2000MM	1206421	491
NS 35/ 7,5 ZN UNPERF 2000MM	1206434	489
NS 35/15 AL UNPERF 2000MM	1201756	496
NS 35/15 AL UNPERF/...	1210213	496
NS 35/15 CAP	1206573	503
NS 35/15 CU UNPERF 2000MM	1201895	493
NS 35/15 PERF 755MM	1207679	494
NS 35/15 PERF 955MM	1207682	494
NS 35/15 PERF 1155MM	1207695	494
NS 35/15 PERF 2000MM	1201730	494
NS 35/15 PERF/...	1208160	494
NS 35/15 UNPERF 2000MM	1201714	492
NS 35/15 UNPERF/...	1208144	492
NS 35/15 UNPERF/SO/...	1208157	492
NS 35/15 WH PERF 2000MM	0806602	495
NS 35/15 WH UNPERF 2000MM	1204135	492
NS 35/15 ZN PERF 2000MM	1206599	495
NS 35/15 ZN UNPERF 2000MM	1206586	493
NS 35/15-2,3 UNPERF 2000MM	1201798	493

P

Type	Order No.	Page
P-PEN	0815211	48
P-PEN ADAPTER	0815224	48
P-SS-ZB 100	1013737	298
P-ZB METER	1051854	298
P1 ENGRAVING UNIT	5145546	45
P1 ENGRAVING VC BAG	5145559	45
P1 GRAVER 0.2	5145478	45
P1 GRAVER 0.3	5145481	45
P1 GRAVER 0.4	5145494	45
P1 GRAVER 0.5	5145504	45
P1 GRAVER 0.7	5145517	45
P1 GRAVER 1.0	5145520	45
P1 GRAVER SET	5145533	45
P1 UC-MAG 1	5146079	46
P1 UC-MAG 2	5146082	46
P1 UC-MAG 3	5146095	46
P1 UC-MAG 4	5146105	46
P1 UC-MAG 5	5146118	46
P1 UC-MAG 6	5146121	46
P1 UC-MAG 7	5146568	46
PAB-KTL	1013261	225
PAB-KTL 23	1013957	225
PAB-SK 15	1013287	299
PAB-SK 30	1013290	299
PABL 15X4	0808260	208
PABL 15X4 CUS	0824449	208
PATG 0/10	1013795	224
PATG 0/12	0827076	224
PATG 0/15	1013740	224
PATG 0/18	0820507	224
PATG 0/23	0828046	224
PATG 1/10	1013805	224
PATG 1/12	0827077	224
PATG 1/15	1013025	224
PATG 1/18	0820510	224
PATG 1/23	1013847	224
PATG 1/30	0822440	224
PATG 2/10	1013818	224
PATG 2/12	0827078	224
PATG 2/15	1013038	224
PATG 2/18	0820523	224
PATG 2/23	1013850	224
PATG 2/30	0822453	224
PATG 3/10	1013821	224
PATG 3/12	0827079	224
PATG 3/15	1013041	224
PATG 3/18	0820536	224
PATG 3/23	1013863	224
PATG 3/30	0822466	224
PATG 4/12	0827080	224
PATG 4/15	1013054	224
PATG 4/18	0820549	224
PATG 4/23	0808011	224
PATG 4/30	0822479	224
PATG 5/15	1013067	224
PATG 5/18	0828059	224
PATG 5/23	0808024	224
PATG 5/30	0822482	224
PATG 6/15	1013070	224
PATG 6/18	0828062	224

Type	Order No.	Page
PATG 6/23	0808037	224
PATG 7/15	1013083	224
PATG 7/23	0808040	224
PATG 8/15	1013096	224
PATG 8/23	0808053	224
PATG 9/15	1013106	224
PATO 1/10	1013876	225
PATO 1/12	0827081	225
PATO 1/15	1013119	225
PATO 1/18	0823740	225
PATO 1/23	1013892	225
PATO 1/30	0822495	225
PATO 2/10	1013889	225
PATO 2/12	0827082	225
PATO 2/15	1013122	225
PATO 2/18	0823753	225
PATO 2/23	1013902	225
PATO 2/30	0822505	225
PATO 3/15	1013135	225
PATO 4/15	1013148	225
PKT 9X20	0803977	225
PML-GHS100 (13X13)R	1014289	349
PML-GHS100 (25X25)R	1014290	349
PML-GHS101 (13X13)	1014269	350
PML-GHS101 (25X25)	1014270	350
PML-GHS102 (13X13)	1014271	351
PML-GHS102 (25X25)	1014272	351
PML-GHS103 (13X13)	1014273	351
PML-GHS103 (25X25)	1014274	351
PML-GHS104 (13X13)	1014275	351
PML-GHS104 (25X25)	1014276	351
PML-GHS105 (13X13)	1014277	352
PML-GHS105 (25X25)	1014278	352
PML-GHS106 (13X13)	1014279	352
PML-GHS106 (25X25)	1014280	352
PML-GHS107 (13X13)	1014281	353
PML-GHS107 (25X25)	1014282	353
PML-GHS108 (13X13)	1014283	353
PML-GHS108 (25X25)	1014284	353
PML-GHS109 (13X13)	1014285	353
PML-GHS109 (25X25)	1014286	353
PML-M100 (D100)R	1014181	335
PML-M100 (D100)R CUS	1014183	335
PML-M100 (D50)R	1014180	335
PML-M100 (D50)R CUS	1014182	335
PML-M101 (D100)	1014138	336
PML-M101 (D200)	1014139	336
PML-M101 (D50)	1014137	336
PML-M102 (D100)	1014141	337
PML-M102 (D200)	1014142	337
PML-M102 (D50)	1014140	337
PML-M103 (D100)	1014144	337
PML-M103 (D200)	1014145	337
PML-M103 (D50)	1014143	337
PML-M104 (D100)	1014147	337
PML-M104 (D200)	1014148	337
PML-M104 (D50)	1014146	337
PML-M105 (D100)	1014150	338
PML-M105 (D200)	1014151	338
PML-M105 (D50)	1014149	338
PML-M106 (D100)	1014153	338
PML-M106 (D200)	1014154	338
PML-M106 (D50)	1014152	338
PML-M107 (D100)	1014156	339
PML-M107 (D200)	1014157	339
PML-M107 (D50)	1014155	339
PML-M108 (D100)	1014159	339
PML-M108 (D200)	1014160	339
PML-M108 (D50)	1014158	339
PML-M109 (D100)	1014162	339
PML-M109 (D200)	1014163	339
PML-M109 (D50)	1014161	339
PML-M110 (D100)	1014165	340
PML-M110 (D200)	1014166	340
PML-M110 (D50)	1014164	340
PML-M111 (D100)	1014168	340
PML-M111 (D200)	1014169	340
PML-M111 (D50)	1014167	340
PML-M112 (D100)	1014171	341
PML-M112 (D200)	1014172	341
PML-M112 (D50)	1014170	341
PML-M113 (D100)	1014174	341
PML-M113 (D200)	1014175	341
PML-M113 (D50)	1014173	341
PML-P100 (D100)R	1014226	327
PML-P100 (D100)R CUS	1014228	327
PML-P100 (D50)R	1014225	327
PML-P100 (D50)R CUS	1014227	327
PML-P101 (D100)	1014185	328
PML-P101 (D200)	1014186	328
PML-P101 (D50)	1014184	328
PML-P102 (D100)	1014188	329
PML-P102 (D200)	1014189	329
PML-P102 (D50)	1014187	329
PML-P103 (D100)	1014191	329
PML-P103 (D200)	1014192	329
PML-P103 (D50)	1014190	329
PML-P104 (D100)	1014194	329
PML-P104 (D200)	1014195	329
PML-P104 (D50)	1014193	329
PML-P105 (D100)	1014197	330
PML-P105 (D200)	1014198	330
PML-P105 (D50)	1014196	330
PML-P106 (D100)	1014200	330
PML-P106 (D200)	1014201	330
PML-P106 (D50)	1014199	330
PML-P107 (D100)	1014203	331
PML-P107 (D200)	1014204	331
PML-P107 (D50)	1014202	331
PML-P108 (D100)	1014206	331
PML-P108 (D200)	1014207	331
PML-P108 (D50)	1014205	331
PML-P109 (D100)	1014209	331
PML-P109 (D200)	1014210	331
PML-P109 (D50)	1014208	331
PML-P110 (D100)	1014212	332
PML-P110 (D200)	1014213	332
PML-P110 (D50)	1014211	332
PML-P111 (D100)	1014215	333
PML-P111 (D200)	1014216	333
PML-P111 (D50)	1014214	333
PML-T101 (26X280)R	1014229	342
PML-T101 (26X280)R CUS	1014249	342
PML-T101 (52X560)R	1014230	342
PML-T101 (52X560)R CUS	1014250	342
PML-T102 (26X280)R	1014231	343
PML-T102 (26X280)R CUS	1014251	343
PML-T102 (52X560)R	1014232	343
PML-T102 (52X560)R CUS	1014252	343
PML-T103 (26X280)R	1014233	343
PML-T103 (26X280)R CUS	1014253	343
PML-T103 (52X560)R	1014234	343
PML-T103 (52X560)R CUS	1014254	343
PML-T104 (26X280)R	1014235	343
PML-T104 (26X280)R CUS	1014255	343
PML-T104 (52X560)R	1014236	343
PML-T104 (52X560)R CUS	1014256	343
PML-T105 (26X280)R	1014237	344
PML-T105 (26X280)R CUS	1014257	344
PML-T105 (52X560)R	1014238	344
PML-T105 (52X560)R CUS	1014258	344
PML-T106 (26X280)R	1014239	345
PML-T106 (26X280)R CUS	1014259	345
PML-T106 (52X560)R	1014240	345
PML-T106 (52X560)R CUS	1014260	345
PML-T107 (26X280)R	1014241	345
PML-T107 (26X280)R CUS	1014261	345
PML-T107 (52X560)R	1014242	345
PML-T107 (52X560)R CUS	1014262	345
PML-T108 (26X280)R	1014243	345
PML-T108 (26X280)R CUS	1014263	345
PML-T108 (52X560)R	1014244	345
PML-T108 (52X560)R CUS	1014264	345
PML-T109 (26X280)R	1014245	346
PML-T109 (26X280)R CUS	1014265	346
PML-T109 (52X560)R	1014246	346
PML-T109 (52X560)R CUS	1014266	346
PML-T110 (26X280)R	1014247	347
PML-T110 (26X280)R CUS	1014267	347
PML-T110 (52X560)R	1014248	347
PML-T110 (52X560)R CUS	1014268	347
PML-W100 (100X100)R	0830431	321
PML-W100 (100X100)R CUS	0830495	321
PML-W100 (25X25)R	0830429	321
PML-W100 (25X25)R CUS	0830493	321
PML-W100 (50X50)R	0830430	321
PML-W100 (50X50)R CUS	0830494	321
PML-W101 (100X100)	0830435	322
PML-W101 (200X200)	0830436	322
PML-W101 (25X25)	0830433	322
PML-W101 (50X50)	0830434	322
PML-W200 (100X100)R	0830453	321
PML-W200 (100X100)R CUS	0830498	321
PML-W200 (25X25)R	0830451	321
PML-W200 (25X25)R CUS	0830496	321
PML-W200 (50X50)R	0830452	321
PML-W200 (50X50)R CUS	0830497	321
PML-W201 (100X100)	0830456	323
PML-W201 (200X200)	0830457	323
PML-W201 (25X25)	0830454	323
PML-W201 (50X50)	0830455	323
PML-W202 (100X100)	0830439	323
PML-W202 (200X200)	0830440	323
PML-W202 (25X25)	0830437	323
PML-W202 (50X50)	0830438	323
PML-W203 (100X100)	0830443	323
PML-W203 (200X200)	0830444	323
PML-W203 (25X25)	0830441	323
PML-W203 (50X50)	0830442	323
PML-W204 (100X100)	0830446	323
PML-W204 (200X200)	0830447	323
PML-W204 (50X50)	0830445	323
PML-W205 (100X100)	0830449	323
PML-W205 (200X200)	0830450	323
PML-W205 (50X50)	0830448	323
PML-W300 (105X52)R	0830460	321
PML-W300 (105X52)R CUS	0830501	321
PML-W300 (52X26)R	0830458	321
PML-W300 (52X26)R CUS	0830499	321
PML-W300 (74X37)R	0830459	321
PML-W300 (74X37)R CUS	0830500	321
PML-W301 (105X52)	0830463	324
PML-W301 (200X100)	0830464	324
PML-W301 (52X26)	0830461	324
PML-W301 (74X37)	0830462	324
PML-W302 (105X52)	0830467	325
PML-W302 (200X100)	0830468	325
PML-W302 (52X26)	0830465	325
PML-W302 (74X37)	0830466	325
PML-W303 (105X52)	0830471	325
PML-W303 (200X100)	0830472	325
PML-W303 (52X26)	0830469	325
PML-W303 (74X37)	0830470	325
PML-W304 (105X52)	0830475	325
PML-W304 (200X100)	0830476	325
PML-W304 (52X26)	0830473	325
PML-W304 (74X37)	0830474	325
PML-W305 (105X52)	0830479	325
PML-W305 (200X100)	0830480	325
PML-W305 (52X26)	0830477	325
PML-W305 (74X37)	0830478	325
PMM (EX20)R	1014303	356
PMM (EX20)R CUS	1014318	357
PMM (EX20)R SR	1014304	356
PMM (EX20)R SR CUS	1014319	357
PMM (EX20)R YE	1014305	356
PMM (EX20)R YE CUS	1014320	357
PMM (EX25)R	1014306	356
PMM (EX25)R CUS	1014321	357
PMM (EX25)R SR	1014307	356
PMM (EX25)R SR CUS	1014322	357
PMM (EX25)R YE	1014308	356
PMM (EX25)R YE CUS	1014323	357
PMM (EX30)R	1014309	356
PMM (EX30)R CUS	1014324	357
PMM (EX30)R SR	1014310	356
PMM (EX30)R SR CUS	1014325	357
PMM (EX30)R YE	1014311	356
PMM (EX30)R YE CUS	1014326	357
PMM (EX40)R	1014312	356
PMM (EX40)R CUS	1014327	357
PMM (EX40)R SR	1014313	356
PMM (EX40)R SR CUS	1014328	357
PMM (EX40)R YE	1014314	356
PMM (EX40)R YE CUS	1014329	357
PMM (EX50)R	1014315	356
PMM (EX50)R CUS	1014330	357
PMM (EX50)R SR	1014316	356
PMM (EX50)R SR CUS	1014331	357
PMM (EX50)R YE	1014317	356
PMM (EX50)R YE CUS	1014332	357
PPS BASIC I/M	1207585	372
PPS CD BLADE	1207572	371
PPS CD M	1207569	371
PPS CD M COHO	1208995	371
PPS CLASSIC I/M	1206256	373
PPS CLASSIC M	1206243	373
PPS HYDRAULIC CYL	1208924	373
PPS STANDARD I/M	1206230	373
PPS STANDARD M	1206175	373
PPS TABLE	1206285	371
PPS-ST (3,5X12)L	1203563	373
PPS-ST (3,5X12)Q	1203550	373
PPS-ST (3,8)	1204892	373
PPS-ST (4,3)	1202616	373
PPS-ST (4,5X12)L	1203534	373
PPS-ST (4,5X12)Q	1203547	373
PPS-ST (5,3)	1202629	373
PPS-ST (5,5X12)L	1202603	373
PPS-ST (5,5X12)Q	1203411	373
PPS-ST (6,4)	1202632	373
PPS-ST (6,5X15)L	1202593	373
PPS-ST (6,5X15)Q	1203408	373
PPS-ST (7,0)	1204889	373
PPS-ST (8,4)	1202726	373
PROFIPOL	1209101	434
PT/FS 2,8	1406700	462
PT/FS 4,8	1670497	462
PT/FS 6,3	0604707	462

R

Type	Order No.	Page
RVT-AL/ST 2,4L/8	3240548	370
RVT-AL/ST 3,2/10	3240511	370
RVT-AL/ST 3,2/12	3240512	370
RVT-AL/ST 3,2/6	3240509	370
RVT-AL/ST 3,2/8	3240510	370
RVT-AL/ST 3/10	3240506	370
RVT-AL/ST 3/12	3240507	370
RVT-AL/ST 3/6	3240504	370
RVT-AL/ST 3/8	3240505	370
RVT-AL/ST 4,8/10	3240520	370
RVT-AL/ST 4,8/12	3240521	370
RVT-AL/ST 4,8/14	3240553	370
RVT-AL/ST 4,8/16	3240522	370
RVT-AL/ST 4,8/6	3240518	370
RVT-AL/ST 4,8/8	3240519	370
RVT-AL/ST 4/10	3240515	370
RVT-AL/ST 4/12	3240516	370
RVT-AL/ST 4/14	3240517	370
RVT-AL/ST 4/6	3240513	370
RVT-AL/ST 4/8	3240514	370
RVT-PA 4	3240498	543
RVT-PA 6	3240499	543

S

Type	Order No.	Page
SAC BIT HOOD-W 24	1212486	432
SAC BIT M12-D15	1208432	432
SAC BIT M12-W14	1212513	432
SAC BIT M8-D10	1208461	432
SAC BIT MIN-D25	1212512	432
SAC BIT QUICKON-W13	1212033	432
SACC BIT M12-D20	1208445	432
SACC BIT M8-D12	1208474	432

Type	Order No.	Page
SD-D/SC	2963310	518
SD-D/SC/GY	2963815	518
SD-D/SC/LA	2964898	518
SD-D/SC/LA/GY	2963491	518
SD-D/SC/LA/YE	2963404	518
SD-D/SC/YE	2963459	518
SD-D/SP	2963323	518
SD-D/SP/GY	2963501	518
SD-D/SP/LA	2963307	518
SD-D/SP/LA/GY	2963488	518
SD-D/SP/LA/YE	2963475	518
SD-D/SP/YE	2963462	518
SD-F/SC	2963352	519
SD-F/SC/GY	2963828	519
SD-F/SC/LA	2963336	519
SD-F/SC/LA/GY	2963844	519
SD-F/SC/LA/YE	2963909	519
SD-F/SP/LA	2963349	519
SD-F/SP/LA/GY	2963857	519
SD-US/SC/LA/GY	2963860	519
SD-WMTB (100X10)	0826543	221
SD-WMTB (111X10) VA	0826608	222
SD-WMTB (30X10) VA	0826569	222
SD-WMTB (47X10) VA	0826572	222
SD-WMTB (70X10)	0826530	221
SD-WMTB (70X10) VA	0826585	222
SD-WMTB (92X10) VA	0826598	222
SD-WMTBS (CH) VA	0826640	222
SD-WMTBS (CH) YE	0826611	221
SD-WMTBS (NEUTRAL) CC	0826637	221
SD-WMTBS (NEUTRAL) VA	0826666	222
SD-WMTBS (NU) CC	0826527	221
SD-WMTBS (NU) VA	0826556	222
SD-WMTBS (S) YE	0826514	221
SD-WMTBS (SY) VA	0826653	222
SD-WMTBS (SY) YE	0826624	221
SF-ASD 21	1212532	425
SF-ASD 21 SET 230V	1212530	425
SF-ASD 21/ACCU 1,5 AH	1212533	425
SF-ASD 21/CHARGER 230V	1212535	425
SF-BIT SET	1212545	443
SF-BIT-HEX 2,5-50	1212646	429
SF-BIT-HEX 2-50	1212645	429
SF-BIT-HEX 3-50	1212647	429
SF-BIT-HEX 4-50	1212648	429
SF-BIT-HEX 5-50	1212649	429
SF-BIT-HEX 6-50	1212650	429
SF-BIT-HEX 8-50	1212651	429
SF-BIT-PH 1-50	1212579	427
SF-BIT-PH 1-70	1212582	427
SF-BIT-PH 2-50	1212580	427
SF-BIT-PH 2-70	1212583	427
SF-BIT-PH 3-50	1212581	427
SF-BIT-PH 3-70	1212584	427
SF-BIT-PHSL 1-70	1212479	427
SF-BIT-PHSL 2-70	1212601	427
SF-BIT-PZ 1-50	1212591	427
SF-BIT-PZ 1-70	1212594	427
SF-BIT-PZ 2-50	1212592	427
SF-BIT-PZ 2-70	1212595	427
SF-BIT-PZ 3-50	1212593	427
SF-BIT-PZ 3-70	1212596	427
SF-BIT-PZSL 1-70	1212603	427
SF-BIT-PZSL 2-70	1212604	427
SF-BIT-SL 0,5X3,0-50	1212566	427
SF-BIT-SL 0,5X3,0-70	1212567	427
SF-BIT-SL 0,6X3,5-50	1212568	427
SF-BIT-SL 0,6X3,5-70	1212569	427
SF-BIT-SL 0,8X4,0-50	1212571	427
SF-BIT-SL 0,8X4,0-70	1212572	427
SF-BIT-SL 1,0X5,5-50	1212574	427
SF-BIT-SL 1,0X5,5-70	1212575	427
SF-BIT-SL 1,2X6,5-70	1212577	427
SF-BIT-SLS 0,6X3,5-50	1212605	427
SF-BIT-SLS 0,9X6,5-50	1212606	427
SF-BIT-TX 10-50	1212573	428
SF-BIT-TX 15-50	1212576	428
SF-BIT-TX 20-50	1212578	428
SF-BIT-TX 8-50	1212570	428
SF-CCK 9	1212525	433

Type	Order No.	Page
SF-LHEX SET	1212544	431
SF-M BH	1212070	535
SF-M SET	1212543	443
SF-PH 0-60	1212558	423
SF-PH 1-80	1212559	423
SF-PH 1-80 S-VDE	1212693	419
SF-PH 2-100	1212560	423
SF-PH 2-100 S-VDE	1212694	419
SF-PH 3-150	1212561	423
SF-PHSL 1-80 S-VDE	1212697	419
SF-PHSL 1-80 VDE	1212283	423
SF-PHSL 2-100 S-VDE	1212698	419
SF-PHSL 2-100 VDE	1212288	423
SF-PZ 0-60	1212562	423
SF-PZ 1-80	1212563	423
SF-PZ 1-80 S-VDE	1212695	419
SF-PZ 2-100	1212564	423
SF-PZ 2-100 S-VDE	1212696	419
SF-PZ 3-150	1212565	423
SF-PZSL 1-80 S-VDE	1212699	419
SF-PZSL 1-80 VDE	1212556	423
SF-PZSL 2-100 S-VDE	1212700	419
SF-PZSL 2-100 VDE	1212557	423
SF-SL 0,4X2,0-60	1212546	417
SF-SL 0,4X2,5-75	1212547	417
SF-SL 0,5X3,0-80	1212548	417
SF-SL 0,6X3,5-100	1212549	417
SF-SL 0,6X3,5-100 S-VDE	1212587	418
SF-SL 0,6X3,5-200	1212550	417
SF-SL 0,8X4,0-100	1212551	417
SF-SL 0,8X4,0-100 S-VDE	1212588	418
SF-SL 1,0X5,5-125 S-VDE	1212589	418
SF-SL 1,0X5,5-150	1212552	417
SF-SL 1,2X6,5-150	1212553	417
SF-SL/PH SET	1212541	442
SF-SL/PH SET VDE	1212539	442
SF-SL/PH/PZ-SL SET S-VDE	1212701	419
SF-SL/PZ SET	1212542	442
SF-SL/PZ SET VDE	1212540	442
SF-SLIC 1,2X7,0-125	1212554	417
SF-SLIC 1,6X10-175	1212555	417
SF-THEX 10-200	1212644	431
SF-THEX 2,5-100	1212638	431
SF-THEX 2-100	1212637	431
SF-THEX 3-100	1212639	431
SF-THEX 4-150	1212640	431
SF-THEX 5-150	1212641	431
SF-THEX 6-200	1212642	431
SF-THEX 8-200	1212643	431
SF-TX SET VDE	1212537	442
SF-TXH SET	1212538	442
SF-UBH	1212590	426
SF-VT VDE	1212598	434
SHN 13	1209923	430
SHN 5.5	1209855	430
SHN 8	1209868	430
SK 2,54/2,8:FORTL.ZAHLEN	0804853	100
SK 2,8 WH:REEL	0805205	100
SK 3,5/2,8:FORTL.ZAHLEN	0804073	101
SK 3,8 WH:REEL	0805218	102
SK 3,81/2,8:FORTL.ZAHLEN	0804109	101
SK 5	3025338	522
SK 5,0 WH:REEL	0805221	104
SK 5,08/2,8:FORTL.ZAHLEN	0804280	101
SK 5,08/3,8:FORTL.ZAHLEN	0804293	102
SK 5-D	3025406	522
SK 5/3,8:FORTL.ZAHLEN	0804183	102
SK 6,2/3,8:FORTL.ZAHLEN	0804374	103
SK 7,5/3,8:FORTL.ZAHLEN	0804455	103
SK 7,5/5:FORTL.ZAHLEN	0804468	104
SK 7,62/3,8:FORTL.ZAHLEN	0804549	103
SK 7,62/5:FORTL.ZAHLEN	0804552	104
SK 8	3025163	522
SK 8-D	3026861	522
SK 10,0 WH:REEL	0812188	105
SK 14	3025176	522
SK 14-D	3026874	522
SK 2,8 REEL P2,54 WH CUS	0825120	100
SK 2,8 REEL P3,5 WH CUS	0825121	101
SK 2,8 REEL P3,81 WH CUS	0825122	101

Type	Order No.	Page
SK 2,8 REEL P5,08 WH CUS	0825123	101
SK 20	3025189	522
SK 20-D	3026887	522
SK 28	3026997	522
SK 28-D	3027006	522
SK 3,8 REEL P5 WH CUS	0825124	102
SK 3,8 REEL P5,08 WH CUS	0825125	102
SK 3,8 REEL P6,2 WH CUS	0825126	103
SK 3,8 REEL P7,5 WH CUS	0825127	103
SK 3,8 REEL P7,62 WH CUS	0825128	103
SK 35	3026463	522
SK 35-D	3026890	522
SK 5,0 REEL P7,5 WH CUS	0825131	104
SK 5,0 REEL P7,62 WH CUS	0825132	104
SK U SR:UNGESTANZT	0800145	292
SK U WH:UNGESTANZT	0800129	292
SK U YE:UNGESTANZT	0800132	292
SK U/2,8 WH:UNBEDRUCKT	0803883	100
SK U/3,8 WH:UNBEDRUCKT	0803906	102
SK U/5,0 WH:UNBEDRUCKT	0803922	104
SKS 14	3240211	523
SKS 14-D	3240214	523
SKS 14-NS35	3240217	523
SKS 14-SNS35	3062799	523
SKS 20	3240212	523
SKS 20-D	3240215	523
SKS 20-NS35	3240218	523
SKS 20-SNS35	3062809	523
SKS 8	3240210	523
SKS 8-D	3240213	523
SKS 8-NS35	3240216	523
SKS 8-SNS35	3062786	523
SS-ZB WH	5031171	218
SS-ZB WH CUS	0824470	518
SS-ZB YE	5031650	218
SSMK 60X18	5032439	300
SSMK 96X30	5032442	300
ST-BW	1207608	421
STP 3,5-2	0830131	110
STP 3,5-3	0830132	110
STP 4-2	0810575	110
STP 4-2-ZB	3038613	110
STP 5-2	0800967	110
STP 5-2-ZB	3037643	110
STP 5-2/S	0800970	110
STP 5-3	0810562	110
SZF 0-0,4X2,5	1204504	420
SZF 1-0,6X3,5	1204517	420
SZF 2-0,8X4,0	1204520	420
SZF 3-1,0X5,5	1206612	420
SZG 0,6X3,5 VDE	1205121	423
SZG 0,9X6,5 VDE	1205134	423
SZK PH0 VDE	1205147	422
SZK PH1 VDE	1205150	422
SZK PH2 VDE	1205163	422
SZK PH3 VDE	1212536	422
SZK PZ0 VDE	1206447	422
SZK PZ1 VDE	1206450	422
SZK PZ2 VDE	1206463	422
SZK PZ3 VDE	1212599	422
SZS 0,4X2,5 VDE	1205037	416
SZS 0,5X3,0 VDE	1207404	416
SZS 0,6X2,5 VDE	1205040	416
SZS 0,6X3,5	1205053	420
SZS 0,6X3,5 VDE	1212602	416
SZS 0,8X4,0 VDE	1212508	416
SZS 1,0X4,0 VDE	1205066	416
SZS 1,0X5,5 VDE	1209114	416
SZS 1,0X6,5 VDE	1205079	416
SZS 1,2X8,0 VDE	1205082	416
T		
TESTFOX CC	1212210	435
TESTFOX CC-1	1212211	435
TESTFOX M	1212208	436
TESTFOX M-1	1212209	437

Type	Order No.	Page
THERMOMARK CARD	5146464	35
THERMOMARK CARD PLUS	5146481	34
THERMOMARK CARD SET	5147200	41
THERMOMARK CARD SET DE CH	5147220	41
THERMOMARK CARD SET DK DK	5147213	41
THERMOMARK CARD SET EN	5147201	41
THERMOMARK CARD SET EN BE	5147214	41
THERMOMARK CARD SET ES ES	5147218	41
THERMOMARK CARD SET FR FR	0801591	41
THERMOMARK CARD SET HU HU	5147221	41
THERMOMARK CARD SET IT IT	5147217	41
THERMOMARK CARD SET PL US	5147215	41
THERMOMARK CARD SET PT PT	5147219	41
THERMOMARK CARD SET RU RU	5147211	41
THERMOMARK CARD SET SE SE	5147212	41
THERMOMARK CARD-UCT-MAG1	5146480	36
THERMOMARK CARD-UCT-MAG10	0801737	36
THERMOMARK CARD-UCT-MAG11	0801738	36
THERMOMARK CARD-UCT-MAG12	0830399	36
THERMOMARK CARD-UCT-MAG13	0830400	36
THERMOMARK CARD-UCT-MAG14	0830401	36
THERMOMARK CARD-UCT-MAG15	0830402	36
THERMOMARK CARD-UCT-MAG16	0830403	36
THERMOMARK CARD-UCT-MAG17	0830404	36
THERMOMARK CARD-UCT-MAG18	0830405	36
THERMOMARK CARD-UCT-MAG2	5146563	36
THERMOMARK CARD-UCT-MAG20	0830751	36
THERMOMARK CARD-UCT-MAG22	0830771	36
THERMOMARK CARD-UCT-MAG23	0830808	36
THERMOMARK CARD-UCT-MAG24	0830809	36
THERMOMARK CARD-UCT-MAG3	5146613	36
THERMOMARK CARD-UCT-MAG4	5146614	36
THERMOMARK CARD-UCT-MAG5	5146615	36
THERMOMARK CARD-UCT-MAG6	5146616	36
THERMOMARK CARD-UCT-MAG7	0801734	36
THERMOMARK CARD-UCT-MAG8	0801735	36
THERMOMARK CARD-UCT-MAG9	0801736	36
THERMOMARK CARD-US-MAG1	5146451	37
THERMOMARK ROLL	5146477	38
THERMOMARK ROLL SET	5147300	41
THERMOMARK ROLL SET DE CH	5147230	41
THERMOMARK ROLL SET DK DK	5147224	41
THERMOMARK ROLL SET EN	5147301	41
THERMOMARK ROLL SET EN BE	5147225	41
THERMOMARK ROLL SET ES ES	5147228	41
THERMOMARK ROLL SET FR FR	0801592	41
THERMOMARK ROLL SET HU HU	5147231	41
THERMOMARK ROLL SET IT IT	5147227	41
THERMOMARK ROLL SET PL US	5147226	41
THERMOMARK ROLL SET PT PT	5147229	41
THERMOMARK ROLL SET RU RU	5147222	41
THERMOMARK ROLL SET SE SE	5147223	41
THERMOMARK ROLL X1	5146723	39
THERMOMARK ROLL X1 -DISPENSER	1014401	39
THERMOMARK ROLL X1 CUTTER	5146765	39
THERMOMARK ROLL X1 CUTTER/P	5146766	39
THERMOMARK ROLL X1-CASE	5146724	39
THERMOMARK ROLL-CUTTER	5146422	38
THERMOMARK ROLL-CUTTER/P	5146435	38
THERMOMARK ROLL-ERH	5146448	38
THERMOMARK W2	5146147	43
THERMOMARK X1-CASE	5145300	42
THERMOMARK X1-CUTTER	5145290	42
THERMOMARK X1-CUTTER/P	5146244	42
THERMOMARK X1.2	5146231	42
THERMOMARK X1.2-KIT	5146341	42
THERMOMARK-ERH 500	5146309	38
THERMOMARK-RIBBON 110	5145384	38
THERMOMARK-RIBBON 110 BU	0829544	38
THERMOMARK-RIBBON 110 GN	0829542	38
THERMOMARK-RIBBON 110 RD	0829543	38
THERMOMARK-RIBBON 110-EML-HT	0800342	38
THERMOMARK-RIBBON 110-TC	0801371	34
THERMOMARK-RIBBON 110-WMSU	0801358	38
THERMOMARK-RIBBON 110-WMSU WH	0801359	38
THERMOMARK-RIBBON 110-WMTB HF	5148007	39
THERMOMARK-RIBBON 64-WMSU	0801360	38
THERMOMARK-RIBBON 64-WMSU WH	0801361	38
TL CASE	0800613	34
TM-RIBBON 110-TC BK/RD	1014403	34

Type	Order No.	Page
TM-RIBBON 110-TC BK/RD/BU/YE	1014405	34
TM-RIBBON 110-TC BK/RD/YE	1014404	34
TM-RIBBON 110-TC/TR WH	1014402	34
TML (101X4,2)R TR	0816621	98
TML (101X4,2)R TR CUS	0824472	98
TML (101X9,5)R TR	0816647	98
TML (101X9,5)R TR CUS	0824473	98
TML (104X10)R	0801835	106
TML (104X2,8)R	0801832	106
TML (104X3,8)R	0801833	106
TML (104X5)R	0801834	106
TML (EX10)R	0801839	107
TML (EX2,8)R	0801836	107
TML (EX3,8)R	0801837	107
TML (EX4,2)R TR	0816715	99
TML (EX4,2)R TR CUS	0824474	99
TML (EX5)R	0801838	107
TML (EX7)R	0830837	107
TML (EX9,5)R TR	0816634	99
TML (EX9,5)R TR CUS	0824475	99
TMT 4 R	0816375	94
TMT 4 R BU	0816333	94
TMT 4 R BU CUS	0824477	94
TMT 4 R CUS	0824476	94
TMT 4 R GN	0816346	94
TMT 4 R GN CUS	0824478	94
TMT 4 R OG	0816359	94
TMT 4 R OG CUS	0824479	94
TMT 4 R RD	0816362	94
TMT 4 R RD CUS	0824480	94
TMT 4 R YE	0816388	94
TMT 4 R YE CUS	0824481	94
TMT 5 R	0816430	95
TMT 5 R BU	0816391	95
TMT 5 R BU CUS	0824483	95
TMT 5 R CUS	0824482	95
TMT 5 R GN	0816401	95
TMT 5 R GN CUS	0824484	95
TMT 5 R OG	0816414	95
TMT 5 R OG CUS	0824485	95
TMT 5 R RD	0816427	95
TMT 5 R RD CUS	0824486	95
TMT 5 R YE	0816443	95
TMT 5 R YE CUS	0824487	95
TMT 6 R	0816498	95
TMT 6 R BU	0816456	95
TMT 6 R BU CUS	0824489	95
TMT 6 R CUS	0824488	95
TMT 6 R GN	0816469	95
TMT 6 R GN CUS	0824490	95
TMT 6 R OG	0816472	95
TMT 6 R OG CUS	0824491	95
TMT 6 R RD	0816485	95
TMT 6 R RD CUS	0824492	95
TMT 6 R YE	0816508	95
TMT 6 R YE CUS	0824493	95
TMT 8 R	0816553	95
TMT 8 R BU	0816511	95
TMT 8 R BU CUS	0824495	95
TMT 8 R CUS	0824494	95
TMT 8 R GN	0816524	95
TMT 8 R GN CUS	0824496	95
TMT 8 R OG	0816537	95
TMT 8 R OG CUS	0824497	95
TMT 8 R RD	0816540	95
TMT 8 R RD CUS	0824498	95
TMT 8 R YE	0816566	95
TMT 8 R YE CUS	0824499	95
TMT 10 R	0816210	96
TMT 10 R CUS	0824500	96
TMT 100 R	0816605	97
TMT 100 R BU	0816223	97
TMT 100 R BU CUS	0824502	97
TMT 100 R CUS	0824501	97
TMT 100 R GN	0816579	97
TMT 100 R GN CUS	0824503	97
TMT 100 R OG	0816582	97
TMT 100 R OG CUS	0824504	97
TMT 100 R RD	0816595	97
TMT 100 R RD CUS	0824505	97
TMT 100 R YE	0816618	97
TMT 100 R YE CUS	0824506	97
TMT TOOL	0816650	94
TMT2 (EX11)R	0802683	139
TMT2 (EX11)R CUS	0830811	139
TOOL DATA SET	1208856	440
TOOL SET ALLROUND 2	1208843	441
TOOL-BAG	1212504	439
TOOL-BAG EMPTY	1212500	439
TOOL-BELTPOUCH	1212506	439
TOOL-BELTPOUCH EMPTY	1212502	439
TOOL-CARRIER	1212503	439
TOOL-CARRIER EMPTY	1212499	439
TOOL-KIT STANDARD	1212422	438
TOOL-KIT STANDARD EMPTY	1212423	438
TOOL-SET ALLROUND 3	1208953	441
TOOL-WRAP	1212505	438
TOOL-WRAP EMPTY	1212501	438
TSD 02 SAC	1208487	432
TSD 04 SAC	1208429	432
TSD 08 SAC	1212597	432
TSD 20 SAC	1212020	432
TSD 25 SAC	1212315	432
TSD-M 1,2NM	1212224	424
TSD-M 3NM	1212225	424
TSD-M 6NM	1212226	424
TSD-M SAC-BIT ADAPTER	1212600	432

U

Type	Order No.	Page
UBE	0800310	501
UBE/D	0800307	501
UC-EM (10X7)	0825487	240
UC-EM (10X7) CUS	0827623	240
UC-EM (10X7) TQ	0825488	240
UC-EM (10X7) TQ CUS	0827659	240
UC-EM (10X8)	0825491	241
UC-EM (10X8) CUS	0827624	241
UC-EM (10X8) TQ	0825492	241
UC-EM (10X8) TQ CUS	0827660	241
UC-EM (17,5X7,5)	0825495	241
UC-EM (17,5X7,5) CUS	0827625	241
UC-EM (17,5X8)	0823766	241
UC-EM (17,5X8) CUS	0824567	241
UC-EM (17,5X9)	0827490	242
UC-EM (17,5X9) CUS	0828238	242
UC-EM (17,5X9) YE	0827494	242
UC-EM (17,5X9) YE CUS	0828239	242
UC-EM (18X8)	0825497	243
UC-EM (18X8) CUS	0827627	242
UC-EM (19X9)	0827492	243
UC-EM (19X9) CUS	0828240	243
UC-EM (19X9) YE	0827496	243
UC-EM (19X9) YE CUS	0828241	243
UC-EM (20X7)	0825499	243
UC-EM (20X7) CUS	0827628	243
UC-EM (20X7) TQ	0825500	243
UC-EM (20X7) TQ CUS	0827661	243
UC-EM (20X9)	0825503	244
UC-EM (20X9) CUS	0827629	244
UC-EM (20X9) TQ	0825504	244
UC-EM (20X9) TQ CUS	0827662	244
UC-EM (20X9) YE	0827637	244
UC-EM (20X9) YE CUS	0827639	244
UC-EM (21X8)	0825507	245
UC-EM (21X8) CUS	0827630	245
UC-EMLP (11X9)	0819291	234
UC-EMLP (11X9) CUS	0824547	235
UC-EMLP (11X9) SR	0828094	234
UC-EMLP (11X9) SR CUS	0828098	235
UC-EMLP (11X9) YE	0822602	234
UC-EMLP (11X9) YE CUS	0824548	235
UC-EMLP (15X5)	0819301	234
UC-EMLP (15X5) CUS	0824550	235
UC-EMLP (15X5) SR	0828095	234
UC-EMLP (15X5) SR CUS	0828099	235
UC-EMLP (15X5) YE	0822615	234
UC-EMLP (15X5) YE CUS	0824551	235
UC-EMLP (17X15)	0827885	234
UC-EMLP (17X15) CUS	0827941	235
UC-EMLP (17X15) SR	0827887	234
UC-EMLP (17X15) SR CUS	0827942	235
UC-EMLP (17X15) YE	0827886	234
UC-EMLP (17X15) YE CUS	0827943	235
UC-EMLP (17X9)	0819314	234
UC-EMLP (17X9) CUS	0824553	235
UC-EMLP (17X9) SR	0828096	234
UC-EMLP (17X9) SR CUS	0828100	235
UC-EMLP (17X9) YE	0822628	234
UC-EMLP (17X9) YE CUS	0824554	235
UC-EMLP (20X8)	0819327	234
UC-EMLP (20X8) CUS	0824556	235
UC-EMLP (20X8) SR	0828097	234
UC-EMLP (20X8) SR CUS	0828101	235
UC-EMLP (20X8) YE	0822631	234
UC-EMLP (20X8) YE CUS	0824557	235
UC-EMLP (22X22)	0825463	234
UC-EMLP (22X22) CUS	0826985	235
UC-EMLP (22X22) SR	0825465	234
UC-EMLP (22X22) SR CUS	0826987	235
UC-EMLP (22X22) YE	0825464	234
UC-EMLP (22X22) YE CUS	0826986	235
UC-EMLP (27X12,5)	0825469	234
UC-EMLP (27X12,5) CUS	0826967	235
UC-EMLP (27X12,5) SR	0825471	234
UC-EMLP (27X12,5) SR CUS	0826969	235
UC-EMLP (27X12,5) YE	0825470	234
UC-EMLP (27X12,5) YE CUS	0826968	235
UC-EMLP (27X18)	0825475	234
UC-EMLP (27X18) CUS	0826970	235
UC-EMLP (27X18) SR	0825477	234
UC-EMLP (27X18) SR CUS	0826972	235
UC-EMLP (27X18) YE	0825476	234
UC-EMLP (27X18) YE CUS	0826971	235
UC-EMLP (27X27)	0825481	234
UC-EMLP (27X27) CUS	0826973	235
UC-EMLP (27X27) SR	0825483	234
UC-EMLP (27X27) SR CUS	0826975	235
UC-EMLP (27X27) YE	0825482	234
UC-EMLP (27X27) YE CUS	0826974	235
UC-EMLP (49X15)	0827903	234
UC-EMLP (49X15) CUS	0827947	235
UC-EMLP (49X15) SR	0827905	234
UC-EMLP (49X15) SR CUS	0827948	235
UC-EMLP (49X15) YE	0827904	234
UC-EMLP (49X15) YE CUS	0827949	235
UC-EMLP (60X15)	0819330	234
UC-EMLP (60X15) CUS	0824559	235
UC-EMLP (60X15) SR	0828088	234
UC-EMLP (60X15) SR CUS	0828090	235
UC-EMLP (60X15) YE	0822644	234
UC-EMLP (60X15) YE CUS	0824560	235
UC-EMLP (60X30)	0819343	234
UC-EMLP (60X30) CUS	0824562	235
UC-EMLP (60X30) SR	0828091	234
UC-EMLP (60X30) SR CUS	0828093	235
UC-EMLP (60X30) YE	0822657	234
UC-EMLP (60X30) YE CUS	0824563	235
UC-EMP (17X15)	0825421	237
UC-EMP (17X15) CUS	0827626	237
UC-EMP (17X15) SR	0825423	237
UC-EMP (17X15) SR CUS	0827649	237
UC-EMP (17X15) YE	0825422	237
UC-EMP (17X15) YE CUS	0827638	237
UC-EMP (27X12,5)	0825433	238
UC-EMP (27X12,5) CUS	0827632	239
UC-EMP (27X12,5) SR	0825435	238
UC-EMP (27X12,5) SR CUS	0827652	239
UC-EMP (27X12,5) YE	0825434	238
UC-EMP (27X12,5) YE CUS	0827641	239
UC-EMP (27X15)	0825439	237
UC-EMP (27X15) CUS	0827633	237
UC-EMP (27X15) SR	0825441	237
UC-EMP (27X15) SR CUS	0827653	237
UC-EMP (27X15) YE	0825440	237
UC-EMP (27X15) YE CUS	0827642	237
UC-EMP (27X18)	0825445	238
UC-EMP (27X18) CUS	0827634	239
UC-EMP (27X18) SR	0825447	238
UC-EMP (27X18) SR CUS	0827654	239
UC-EMP (27X18) YE	0825446	238
UC-EMP (27X18) YE CUS	0827643	239
UC-EMP (27X27)	0825451	238
UC-EMP (27X27) CUS	0827635	239
UC-EMP (27X27) SR	0825453	238
UC-EMP (27X27) SR CUS	0827655	239
UC-EMP (27X27) YE	0825452	238
UC-EMP (27X27) YE CUS	0827644	239
UC-EMP (27X8)	0825427	238
UC-EMP (27X8) CUS	0827631	239
UC-EMP (27X8) SR	0825429	238
UC-EMP (27X8) SR CUS	0827651	239
UC-EMP (27X8) YE	0825428	238
UC-EMP (27X8) YE CUS	0827640	239
UC-EMP (49X15)	0825457	237
UC-EMP (49X15) CUS	0827636	237
UC-EMP (49X15) SR	0825459	237
UC-EMP (49X15) SR CUS	0827656	237
UC-EMP (49X15) YE	0825458	237
UC-EMP (49X15) YE CUS	0827645	237
UC-EMP (60X15)	0822259	237
UC-EMP (60X15) CUS	0824569	237
UC-EMP (60X15) SR	0827647	237
UC-EMP (60X15) SR CUS	0827657	237
UC-EMP (60X15) YE	0825330	237
UC-EMP (60X15) YE CUS	0826685	237
UC-EMP (60X30)	0822275	237
UC-EMP (60X30) CUS	0824571	237
UC-EMP (60X30) SR	0827648	237
UC-EMP (60X30) SR CUS	0827658	237
UC-EMP (60X30) YE	0825331	237
UC-EMP (60X30) YE CUS	0826687	237
UC-EMSP (50X15)	0828706	236
UC-EMSP (50X15) CUS	0829103	236
UC-EMSP (50X15) SR	0828708	236
UC-EMSP (50X15) SR CUS	0829105	236
UC-EMSP (50X15) YE	0828707	236
UC-EMSP (50X15) YE CUS	0829104	236
UC-EMSP (50X30)	0828709	236
UC-EMSP (50X30) CUS	0829106	236
UC-EMSP (50X30) SR	0828711	236
UC-EMSP (50X30) SR CUS	0829108	236
UC-EMSP (50X30) YE	0828710	236
UC-EMSP (50X30) YE CUS	0829107	236
UC-TM 4	0818111	58
UC-TM 4 BU	0818247	58
UC-TM 4 BU CUS	0824574	58
UC-TM 4 CUS	0824573	58
UC-TM 4 GN	0818263	58
UC-TM 4 GN CUS	0824575	58
UC-TM 4 OG	0818221	58
UC-TM 4 OG CUS	0824576	58
UC-TM 4 RD	0818250	58
UC-TM 4 RD CUS	0824577	58
UC-TM 4 VT	0819084	58
UC-TM 4 VT CUS	0824578	58
UC-TM 4 YE	0818234	58
UC-TM 4 YE CUS	0824579	58
UC-TM 5	0818108	59
UC-TM 5 BU	0818292	59
UC-TM 5 BU CUS	0824582	59
UC-TM 5 CUS	0824581	59
UC-TM 5 GN	0818315	59
UC-TM 5 GN CUS	0824583	59
UC-TM 5 OG	0818276	59
UC-TM 5 OG CUS	0824584	59
UC-TM 5 RD	0818302	59
UC-TM 5 RD CUS	0824585	59
UC-TM 5 VT	0819107	59
UC-TM 5 VT CUS	0824586	59
UC-TM 5 YE	0818289	59
UC-TM 5 YE CUS	0824587	59
UC-TM 6	0818085	59
UC-TM 6 BU	0818344	59
UC-TM 6 BU CUS	0824590	59
UC-TM 6 CUS	0824589	59
UC-TM 6 GN	0818360	59
UC-TM 6 GN CUS	0824591	59

Type	Order No.	Page
UC-TM 6 OG	0818328	59
UC-TM 6 OG CUS	0824592	59
UC-TM 6 RD	0818357	59
UC-TM 6 RD CUS	0824593	59
UC-TM 6 VT	0819110	59
UC-TM 6 VT CUS	0824594	59
UC-TM 6 YE	0818331	59
UC-TM 6 YE CUS	0824595	59
UC-TM 8	0818072	59
UC-TM 8 BU	0818399	59
UC-TM 8 BU CUS	0824598	59
UC-TM 8 CUS	0824597	59
UC-TM 8 GN	0818412	59
UC-TM 8 GN CUS	0824599	59
UC-TM 8 OG	0818373	59
UC-TM 8 OG CUS	0824600	59
UC-TM 8 RD	0818409	59
UC-TM 8 RD CUS	0824601	59
UC-TM 8 VT	0819123	59
UC-TM 8 VT CUS	0824602	59
UC-TM 8 YE	0818386	59
UC-TM 8 YE CUS	0824603	59
UC-TM 10	0818069	60
UC-TM 10 BU	0818441	60
UC-TM 10 BU CUS	0824606	60
UC-TM 10 CUS	0824605	60
UC-TM 10 GN	0818467	60
UC-TM 10 GN CUS	0824607	60
UC-TM 10 OG	0818425	60
UC-TM 10 OG CUS	0824608	60
UC-TM 10 RD	0818454	60
UC-TM 10 RD CUS	0824609	60
UC-TM 10 VT	0815936	60
UC-TM 10 VT CUS	0824610	60
UC-TM 10 YE	0818438	60
UC-TM 10 YE CUS	0824611	60
UC-TM 12	0819194	61
UC-TM 12 BU	0817785	61
UC-TM 12 BU CUS	0824614	61
UC-TM 12 CUS	0824613	61
UC-TM 12 GN	0817808	61
UC-TM 12 GN CUS	0824615	61
UC-TM 12 OG	0817691	61
UC-TM 12 OG CUS	0824616	61
UC-TM 12 RD	0817701	61
UC-TM 12 RD CUS	0824617	61
UC-TM 12 VT	0822660	61
UC-TM 12 VT CUS	0824618	61
UC-TM 12 YE	0819204	61
UC-TM 12 YE CUS	0824619	61
UC-TM 16	0819217	61
UC-TM 16 BU	0817769	61
UC-TM 16 BU CUS	0824622	61
UC-TM 16 CUS	0824621	61
UC-TM 16 GN	0817756	61
UC-TM 16 GN CUS	0824623	61
UC-TM 16 OG	0817772	61
UC-TM 16 OG CUS	0824624	61
UC-TM 16 RD	0817798	61
UC-TM 16 RD CUS	0824625	61
UC-TM 16 VT	0822673	61
UC-TM 16 VT CUS	0824626	61
UC-TM 16 YE	0819220	61
UC-TM 16 YE CUS	0824627	61
UC-TMF 4	0818166	62
UC-TMF 4 BU	0818496	62
UC-TMF 4 BU CUS	0824631	62
UC-TMF 4 CUS	0824630	62
UC-TMF 4 GN	0818519	62
UC-TMF 4 GN CUS	0824632	62
UC-TMF 4 OG	0818470	62
UC-TMF 4 OG CUS	0824633	62
UC-TMF 4 RD	0818506	62
UC-TMF 4 RD CUS	0824634	62
UC-TMF 4 VT	0815897	62
UC-TMF 4 VT CUS	0824635	62
UC-TMF 4 YE	0818483	62
UC-TMF 4 YE CUS	0824636	62
UC-TMF 5	0818153	63
UC-TMF 5 BU	0818548	63
UC-TMF 5 BU CUS	0824639	63
UC-TMF 5 CUS	0824638	63
UC-TMF 5 GN	0818564	63
UC-TMF 5 GN CUS	0824640	63
UC-TMF 5 OG	0818522	63
UC-TMF 5 OG CUS	0824641	63
UC-TMF 5 RD	0818551	63
UC-TMF 5 RD CUS	0824642	63
UC-TMF 5 VT	0815907	63
UC-TMF 5 VT CUS	0824643	63
UC-TMF 5 YE	0818535	63
UC-TMF 5 YE CUS	0824644	63
UC-TMF 6	0818140	63
UC-TMF 6 BU	0818593	63
UC-TMF 6 BU CUS	0824647	63
UC-TMF 6 CUS	0824646	63
UC-TMF 6 GN	0818616	63
UC-TMF 6 GN CUS	0824648	63
UC-TMF 6 OG	0818577	63
UC-TMF 6 OG CUS	0824649	63
UC-TMF 6 RD	0818603	63
UC-TMF 6 RD CUS	0824650	63
UC-TMF 6 VT	0815910	63
UC-TMF 6 VT CUS	0824651	63
UC-TMF 6 YE	0818580	63
UC-TMF 6 YE CUS	0824652	63
UC-TMF 8	0818137	63
UC-TMF 8 BU	0818645	63
UC-TMF 8 BU CUS	0824655	63
UC-TMF 8 CUS	0824654	63
UC-TMF 8 GN	0818661	63
UC-TMF 8 GN CUS	0824656	63
UC-TMF 8 OG	0818629	63
UC-TMF 8 OG CUS	0824657	63
UC-TMF 8 RD	0818658	63
UC-TMF 8 RD CUS	0824658	63
UC-TMF 8 VT	0815923	63
UC-TMF 8 VT CUS	0824659	63
UC-TMF 8 YE	0818632	63
UC-TMF 8 YE CUS	0824660	63
UC-TMF 10	0818124	64
UC-TMF 10 BU	0818690	64
UC-TMF 10 BU CUS	0824663	64
UC-TMF 10 CUS	0824662	64
UC-TMF 10 GN	0818713	64
UC-TMF 10 GN CUS	0824664	64
UC-TMF 10 OG	0818674	64
UC-TMF 10 OG CUS	0824665	64
UC-TMF 10 RD	0818700	64
UC-TMF 10 RD CUS	0824666	64
UC-TMF 10 VT	0815981	64
UC-TMF 10 VT CUS	0824667	64
UC-TMF 10 YE	0818687	64
UC-TMF 10 YE CUS	0824668	64
UC-TMF 12	0819233	65
UC-TMF 12 BU	0817853	65
UC-TMF 12 BU CUS	0824671	65
UC-TMF 12 CUS	0824670	65
UC-TMF 12 GN	0817837	65
UC-TMF 12 GN CUS	0824672	65
UC-TMF 12 OG	0817866	65
UC-TMF 12 OG CUS	0824673	65
UC-TMF 12 RD	0817840	65
UC-TMF 12 RD CUS	0824674	65
UC-TMF 12 VT	0822686	65
UC-TMF 12 VT CUS	0824675	65
UC-TMF 12 YE	0819246	65
UC-TMF 12 YE CUS	0824676	65
UC-TMF 16	0819262	65
UC-TMF 16 BU	0817905	65
UC-TMF 16 BU CUS	0824679	65
UC-TMF 16 CUS	0824678	65
UC-TMF 16 GN	0817921	65
UC-TMF 16 GN CUS	0824680	65
UC-TMF 16 OG	0817811	65
UC-TMF 16 OG CUS	0824681	65
UC-TMF 16 RD	0817824	65
UC-TMF 16 RD CUS	0824682	65
UC-TMF 16 VT	0822699	65
UC-TMF 16 VT CUS	0824683	65
UC-TMF 16 YE	0819259	65
UC-TMF 16 YE CUS	0824684	65
UC-TMN 10	0828554	66
UC-TMN 10 CUS	0829109	67
UC-TMN 5,2	0822945	66
UC-TMN 5,2 CUS	0826857	67
UC-TMN 7,5	0821823	66
UC-TMN 7,5 CUS	0824690	67
UC-WMC 1,9 (15X4)	0828004	162
UC-WMC 1,9 (15X4) BU	0828010	162
UC-WMC 1,9 (15X4) BU CUS	0828017	162
UC-WMC 1,9 (15X4) CUS	0828012	162
UC-WMC 1,9 (15X4) OG	0828007	162
UC-WMC 1,9 (15X4) OG CUS	0828014	162
UC-WMC 1,9 (15X4) RD	0828006	162
UC-WMC 1,9 (15X4) RD CUS	0828013	162
UC-WMC 1,9 (15X4) VT	0828009	162
UC-WMC 1,9 (15X4) VT CUS	0828016	162
UC-WMC 1,9 (15X4) YE	0828008	162
UC-WMC 1,9 (15X4) YE CUS	0828015	162
UC-WMC 1,9 (30X4)	0830283	163
UC-WMC 1,9 (30X4) CUS	0830284	163
UC-WMC 3,1 (15X 4) BU CUS	0824693	164
UC-WMC 3,1 (15X 4) CUS	0824692	164
UC-WMC 3,1 (15X 4) OG CUS	0824695	164
UC-WMC 3,1 (15X 4) RD CUS	0824696	164
UC-WMC 3,1 (15X 4) YE CUS	0824697	164
UC-WMC 3,1 (15X4)	0818205	164
UC-WMC 3,1 (15X4) BU	0818742	164
UC-WMC 3,1 (15X4) OG	0818726	164
UC-WMC 3,1 (15X4) RD	0818755	164
UC-WMC 3,1 (15X4) VT	0825370	164
UC-WMC 3,1 (15X4) VT CUS	0826773	164
UC-WMC 3,1 (15X4) YE	0818739	164
UC-WMC 3,1 (23X 4) BU CUS	0824705	165
UC-WMC 3,1 (23X 4) CUS	0824704	165
UC-WMC 3,1 (23X 4) OG CUS	0824707	165
UC-WMC 3,1 (23X 4) RD CUS	0824708	165
UC-WMC 3,1 (23X 4) YE CUS	0824709	165
UC-WMC 3,1 (23X4)	0818218	165
UC-WMC 3,1 (23X4) BU	0818797	165
UC-WMC 3,1 (23X4) OG	0818771	165
UC-WMC 3,1 (23X4) RD	0818807	165
UC-WMC 3,1 (23X4) VT	0825371	165
UC-WMC 3,1 (23X4) VT CUS	0826775	165
UC-WMC 3,1 (23X4) YE	0818784	165
UC-WMC 3,1 (30X4)	0819631	165
UC-WMC 3,1 (30X4) BU	0820756	165
UC-WMC 3,1 (30X4) BU CUS	0824720	165
UC-WMC 3,1 (30X4) CUS	0824716	165
UC-WMC 3,1 (30X4) OG	0823863	165
UC-WMC 3,1 (30X4) OG CUS	0824722	165
UC-WMC 3,1 (30X4) RD	0820769	165
UC-WMC 3,1 (30X4) RD CUS	0824723	165
UC-WMC 3,1 (30X4) VT	0825372	165
UC-WMC 3,1 (30X4) VT CUS	0826777	165
UC-WMC 3,1 (30X4) YE	0819644	165
UC-WMC 3,1 (30X4) YE CUS	0824717	165
UC-WMC 4,4 (15X 5,5) BU CUS	0824729	166
UC-WMC 4,4 (15X 5,5) CUS	0824728	166
UC-WMC 4,4 (15X 5,5) GN CUS	0824730	166
UC-WMC 4,4 (15X 5,5) OG CUS	0824731	166
UC-WMC 4,4 (15X 5,5) RD CUS	0824732	166
UC-WMC 4,4 (15X 5,5) YE CUS	0824733	166
UC-WMC 4,4 (15X5,5)	0818182	166
UC-WMC 4,4 (15X5,5) BU	0818849	166
UC-WMC 4,4 (15X5,5) GN	0818865	166
UC-WMC 4,4 (15X5,5) OG	0818823	166
UC-WMC 4,4 (15X5,5) RD	0818852	166
UC-WMC 4,4 (15X5,5) VT	0825373	166
UC-WMC 4,4 (15X5,5) VT CUS	0826779	166
UC-WMC 4,4 (15X5,5) YE	0818836	166
UC-WMC 4,4 (23X 5,5) BU CUS	0824741	167
UC-WMC 4,4 (23X 5,5) CUS	0824740	167
UC-WMC 4,4 (23X 5,5) GN CUS	0824742	167
UC-WMC 4,4 (23X 5,5) OG CUS	0824743	167
UC-WMC 4,4 (23X 5,5) RD CUS	0824744	167
UC-WMC 4,4 (23X 5,5) YE CUS	0824745	167
UC-WMC 4,4 (23X5,5)	0818195	167
UC-WMC 4,4 (23X5,5) BU	0818894	167
UC-WMC 4,4 (23X5,5) GN	0818917	167
UC-WMC 4,4 (23X5,5) OG	0818878	167
UC-WMC 4,4 (23X5,5) RD	0818904	167
UC-WMC 4,4 (23X5,5) VT	0825374	167
UC-WMC 4,4 (23X5,5) VT CUS	0826781	167
UC-WMC 4,4 (23X5,5) YE	0818881	167
UC-WMC 4,4 (30X 5,5) CUS	0824752	167
UC-WMC 4,4 (30X 5,5) YE CUS	0824753	167
UC-WMC 4,4 (30X5,5)	0819657	167
UC-WMC 4,4 (30X5,5) BU	0820879	167
UC-WMC 4,4 (30X5,5) BU CUS	0824756	167
UC-WMC 4,4 (30X5,5) GN	0823957	167
UC-WMC 4,4 (30X5,5) GN CUS	0824757	167
UC-WMC 4,4 (30X5,5) OG	0823944	167
UC-WMC 4,4 (30X5,5) OG CUS	0824758	167
UC-WMC 4,4 (30X5,5) RD	0820882	167
UC-WMC 4,4 (30X5,5) RD CUS	0824759	167
UC-WMC 4,4 (30X5,5) VT	0825375	167
UC-WMC 4,4 (30X5,5) VT CUS	0826783	167
UC-WMC 4,4 (30X5,5) YE	0819660	167
UC-WMC 5,6 (23X8)	0825382	168
UC-WMC 5,6 (23X8) BU	0825383	168
UC-WMC 5,6 (23X8) BU CUS	0827006	168
UC-WMC 5,6 (23X8) CUS	0827005	168
UC-WMC 5,6 (23X8) GN	0825384	168
UC-WMC 5,6 (23X8) GN CUS	0827007	168
UC-WMC 5,6 (23X8) OG	0825385	168
UC-WMC 5,6 (23X8) OG CUS	0827008	168
UC-WMC 5,6 (23X8) RD	0825387	168
UC-WMC 5,6 (23X8) RD CUS	0827009	168
UC-WMC 5,6 (23X8) VT	0825388	168
UC-WMC 5,6 (23X8) VT CUS	0827010	168
UC-WMC 5,6 (23X8) YE	0825386	168
UC-WMC 5,6 (23X8) YE CUS	0827011	168
UC-WMC 5,6 (30X8)	0825396	169
UC-WMC 5,6 (30X8) BU	0825397	169
UC-WMC 5,6 (30X8) BU CUS	0827013	169
UC-WMC 5,6 (30X8) CUS	0827012	169
UC-WMC 5,6 (30X8) GN	0825398	169
UC-WMC 5,6 (30X8) GN CUS	0827014	169
UC-WMC 5,6 (30X8) OG	0825399	169
UC-WMC 5,6 (30X8) OG CUS	0827015	169
UC-WMC 5,6 (30X8) RD	0825401	169
UC-WMC 5,6 (30X8) RD CUS	0827016	169
UC-WMC 5,6 (30X8) VT	0825402	169
UC-WMC 5,6 (30X8) VT CUS	0827017	169
UC-WMC 5,6 (30X8) YE	0825400	169
UC-WMC 5,6 (30X8) YE CUS	0827018	169
UC-WMC 7,5 (23X 8) RD CUS	0824764	169
UC-WMC 7,5 (23X8)	0818179	169
UC-WMC 7,5 (23X8) BU	0818946	169
UC-WMC 7,5 (23X8) BU CUS	0824768	169
UC-WMC 7,5 (23X8) CUS	0824767	169
UC-WMC 7,5 (23X8) GN	0818959	169
UC-WMC 7,5 (23X8) GN CUS	0824769	169
UC-WMC 7,5 (23X8) OG	0818920	169
UC-WMC 7,5 (23X8) OG CUS	0824770	169
UC-WMC 7,5 (23X8) RD	0819039	169
UC-WMC 7,5 (23X8) VT	0825376	169
UC-WMC 7,5 (23X8) VT CUS	0826785	169
UC-WMC 7,5 (23X8) YE	0818933	169
UC-WMC 7,5 (23X8) YE CUS	0824771	169
UC-WMC 7,5 (30X 8) CUS	0824776	169
UC-WMC 7,5 (30X 8) YE CUS	0824777	169
UC-WMC 7,5 (30X8)	0819673	169
UC-WMC 7,5 (30X8) BU	0820950	169
UC-WMC 7,5 (30X8) BU CUS	0824780	169
UC-WMC 7,5 (30X8) GN	0823708	169
UC-WMC 7,5 (30X8) GN CUS	0824781	169
UC-WMC 7,5 (30X8) OG	0823724	169
UC-WMC 7,5 (30X8) OG CUS	0824782	169
UC-WMC 7,5 (30X8) RD	0820963	169
UC-WMC 7,5 (30X8) RD CUS	0824783	169
UC-WMC 7,5 (30X8) VT	0825377	169
UC-WMC 7,5 (30X8) VT CUS	0826787	169
UC-WMC 7,5 (30X8) YE	0819686	169
UC-WMCO 1,6 (12X3)	0827092	170
UC-WMCO 1,6 (12X3) BU	0827514	170
UC-WMCO 1,6 (12X3) BU CUS	0829034	170
UC-WMCO 1,6 (12X3) CUS	0829032	170

Alphabetical

Type	Order No.	Page
UC-WMCO 1,6 (12X3) GN	0827515	170
UC-WMCO 1,6 (12X3) GN CUS	0829035	170
UC-WMCO 1,6 (12X3) OG	0827517	170
UC-WMCO 1,6 (12X3) OG CUS	0829037	170
UC-WMCO 1,6 (12X3) RD	0827516	170
UC-WMCO 1,6 (12X3) RD CUS	0829036	170
UC-WMCO 1,6 (12X3) VT	0827518	170
UC-WMCO 1,6 (12X3) VT CUS	0829038	170
UC-WMCO 1,6 (12X3) YE	0827513	170
UC-WMCO 1,6 (12X3) YE CUS	0829033	170
UC-WMCO 1,6 (21X3)	0827106	171
UC-WMCO 1,6 (21X3) BU	0827526	171
UC-WMCO 1,6 (21X3) BU CUS	0829041	171
UC-WMCO 1,6 (21X3) CUS	0829039	171
UC-WMCO 1,6 (21X3) GN	0827527	171
UC-WMCO 1,6 (21X3) GN CUS	0829042	171
UC-WMCO 1,6 (21X3) OG	0827529	171
UC-WMCO 1,6 (21X3) OG CUS	0829044	171
UC-WMCO 1,6 (21X3) RD	0827528	171
UC-WMCO 1,6 (21X3) RD CUS	0829043	171
UC-WMCO 1,6 (21X3) VT	0827530	171
UC-WMCO 1,6 (21X3) VT CUS	0829045	171
UC-WMCO 1,6 (21X3) YE	0827525	171
UC-WMCO 1,6 (21X3) YE CUS	0829040	171
UC-WMCO 2,1 (12X3)	0827120	171
UC-WMCO 2,1 (12X3) BU	0827538	171
UC-WMCO 2,1 (12X3) BU CUS	0829048	171
UC-WMCO 2,1 (12X3) CUS	0829046	171
UC-WMCO 2,1 (12X3) GN	0827539	171
UC-WMCO 2,1 (12X3) GN CUS	0829049	171
UC-WMCO 2,1 (12X3) OG	0827541	171
UC-WMCO 2,1 (12X3) OG CUS	0829051	171
UC-WMCO 2,1 (12X3) RD	0827540	171
UC-WMCO 2,1 (12X3) RD CUS	0829050	171
UC-WMCO 2,1 (12X3) VT	0827542	171
UC-WMCO 2,1 (12X3) VT CUS	0829052	171
UC-WMCO 2,1 (12X3) YE	0827537	171
UC-WMCO 2,1 (12X3) YE CUS	0829047	171
UC-WMCO 2,1 (21X3)	0827134	171
UC-WMCO 2,1 (21X3) BU	0807550	171
UC-WMCO 2,1 (21X3) BU CUS	0829055	171
UC-WMCO 2,1 (21X3) CUS	0829053	171
UC-WMCO 2,1 (21X3) GN	0827551	171
UC-WMCO 2,1 (21X3) GN CUS	0829056	171
UC-WMCO 2,1 (21X3) OG	0827553	171
UC-WMCO 2,1 (21X3) OG CUS	0829058	171
UC-WMCO 2,1 (21X3) RD	0827552	171
UC-WMCO 2,1 (21X3) RD CUS	0829057	171
UC-WMCO 2,1 (21X3) VT	0827554	171
UC-WMCO 2,1 (21X3) VT CUS	0829059	171
UC-WMCO 2,1 (21X3) YE	0827549	171
UC-WMCO 2,1 (21X3) YE CUS	0829054	171
UC-WMCO 2,1 TOOL	0827803	170
UC-WMCO 2,9 (12X3,5)	0827148	172
UC-WMCO 2,9 (12X3,5) BU	0827562	172
UC-WMCO 2,9 (12X3,5) BU CUS	0829062	172
UC-WMCO 2,9 (12X3,5) CUS	0829060	172
UC-WMCO 2,9 (12X3,5) GN	0827563	172
UC-WMCO 2,9 (12X3,5) GN CUS	0829063	172
UC-WMCO 2,9 (12X3,5) OG	0827565	172
UC-WMCO 2,9 (12X3,5) OG CUS	0829065	172
UC-WMCO 2,9 (12X3,5) RD	0827564	172
UC-WMCO 2,9 (12X3,5) RD CUS	0829064	172
UC-WMCO 2,9 (12X3,5) VT	0827566	172
UC-WMCO 2,9 (12X3,5) VT CUS	0829066	172
UC-WMCO 2,9 (12X3,5) YE	0827561	172
UC-WMCO 2,9 (12X3,5) YE CUS	0829061	172
UC-WMCO 2,9 (21X3,5)	0827162	173
UC-WMCO 2,9 (21X3,5) BU	0827574	173
UC-WMCO 2,9 (21X3,5) BU CUS	0829069	173
UC-WMCO 2,9 (21X3,5) CUS	0829067	173
UC-WMCO 2,9 (21X3,5) GN	0827575	173
UC-WMCO 2,9 (21X3,5) GN CUS	0829070	173
UC-WMCO 2,9 (21X3,5) OG	0827577	173
UC-WMCO 2,9 (21X3,5) OG CUS	0829072	173
UC-WMCO 2,9 (21X3,5) RD	0827576	173
UC-WMCO 2,9 (21X3,5) RD CUS	0829071	173
UC-WMCO 2,9 (21X3,5) VT	0827578	173
UC-WMCO 2,9 (21X3,5) VT CUS	0829073	173
UC-WMCO 2,9 (21X3,5) YE	0827573	173
UC-WMCO 2,9 (21X3,5) YE CUS	0829068	173
UC-WMCO 3,6 (12X4,5)	0827176	173
UC-WMCO 3,6 (12X4,5) BU	0827586	173
UC-WMCO 3,6 (12X4,5) BU CUS	0829076	173
UC-WMCO 3,6 (12X4,5) CUS	0829074	173
UC-WMCO 3,6 (12X4,5) GN	0827587	173
UC-WMCO 3,6 (12X4,5) GN CUS	0829077	173
UC-WMCO 3,6 (12X4,5) OG	0827589	173
UC-WMCO 3,6 (12X4,5) OG CUS	0829079	173
UC-WMCO 3,6 (12X4,5) RD	0827588	173
UC-WMCO 3,6 (12X4,5) RD CUS	0829078	173
UC-WMCO 3,6 (12X4,5) VT	0827590	173
UC-WMCO 3,6 (12X4,5) VT CUS	0829080	173
UC-WMCO 3,6 (12X4,5) YE	0827585	173
UC-WMCO 3,6 (12X4,5) YE CUS	0829075	173
UC-WMCO 3,6 (21X4,5)	0827190	173
UC-WMCO 3,6 (21X4,5) BU	0827598	173
UC-WMCO 3,6 (21X4,5) BU CUS	0829083	173
UC-WMCO 3,6 (21X4,5) CUS	0829081	173
UC-WMCO 3,6 (21X4,5) GN	0827599	173
UC-WMCO 3,6 (21X4,5) GN CUS	0829084	173
UC-WMCO 3,6 (21X4,5) OG	0827601	173
UC-WMCO 3,6 (21X4,5) OG CUS	0829086	173
UC-WMCO 3,6 (21X4,5) RD	0827600	173
UC-WMCO 3,6 (21X4,5) RD CUS	0829085	173
UC-WMCO 3,6 (21X4,5) VT	0827602	173
UC-WMCO 3,6 (21X4,5) VT CUS	0829087	173
UC-WMCO 3,6 (21X4,5) YE	0827597	173
UC-WMCO 3,6 (21X4,5) YE CUS	0829082	173
UC-WMCO 3,6 TOOL	0827804	172
UC-WMCO 4,9 (12X5)	0827733	174
UC-WMCO 4,9 (12X5) BU	0827735	174
UC-WMCO 4,9 (12X5) BU CUS	0829090	174
UC-WMCO 4,9 (12X5) CUS	0829088	174
UC-WMCO 4,9 (12X5) GN	0827736	174
UC-WMCO 4,9 (12X5) GN CUS	0829091	174
UC-WMCO 4,9 (12X5) OG	0827738	174
UC-WMCO 4,9 (12X5) OG CUS	0829093	174
UC-WMCO 4,9 (12X5) RD	0827737	174
UC-WMCO 4,9 (12X5) RD CUS	0829092	174
UC-WMCO 4,9 (12X5) VT	0827739	174
UC-WMCO 4,9 (12X5) VT CUS	0829094	174
UC-WMCO 4,9 (12X5) YE	0827734	174
UC-WMCO 4,9 (12X5) YE CUS	0829089	174
UC-WMCO 4,9 (21X5)	0827747	174
UC-WMCO 4,9 (21X5) BU	0827749	174
UC-WMCO 4,9 (21X5) BU CUS	0829097	174
UC-WMCO 4,9 (21X5) CUS	0829095	174
UC-WMCO 4,9 (21X5) GN	0827750	174
UC-WMCO 4,9 (21X5) GN CUS	0829098	174
UC-WMCO 4,9 (21X5) OG	0827752	174
UC-WMCO 4,9 (21X5) OG CUS	0829100	174
UC-WMCO 4,9 (21X5) RD	0827751	174
UC-WMCO 4,9 (21X5) RD CUS	0829099	174
UC-WMCO 4,9 (21X5) VT	0827753	174
UC-WMCO 4,9 (21X5) VT CUS	0829101	174
UC-WMCO 4,9 (21X5) YE	0827748	174
UC-WMCO 4,9 (21X5) YE CUS	0829096	174
UC-WMCO 5,8 TOOL	0827805	174
UC-WMCO TOOL SET	0827807	170
UC-WMT (10X 4) BU CUS	0824789	176
UC-WMT (10X 4) CUS	0824788	176
UC-WMT (10X 4) RD CUS	0824790	176
UC-WMT (10X 4) YE CUS	0824791	176
UC-WMT (10X4)	0819372	176
UC-WMT (10X4) BU	0820992	176
UC-WMT (10X4) GN	0823999	176
UC-WMT (10X4) GN CUS	0824795	176
UC-WMT (10X4) OG	0823986	176
UC-WMT (10X4) OG CUS	0824796	176
UC-WMT (10X4) RD	0821001	176
UC-WMT (10X4) VT	0825360	176
UC-WMT (10X4) VT CUS	0826789	176
UC-WMT (10X4) YE	0819385	176
UC-WMT (12X4)	0823517	177
UC-WMT (12X4) BU	0823575	177
UC-WMT (12X4) BU CUS	0827039	177
UC-WMT (12X4) CUS	0827033	177
UC-WMT (12X4) GN	0823601	177
UC-WMT (12X4) GN CUS	0827040	177
UC-WMT (12X4) OG	0823588	177
UC-WMT (12X4) OG CUS	0827036	177
UC-WMT (12X4) RD	0823614	177
UC-WMT (12X4) RD CUS	0827035	177
UC-WMT (12X4) VT	0825378	177
UC-WMT (12X4) VT CUS	0827038	177
UC-WMT (12X4) YE	0823591	177
UC-WMT (12X4) YE CUS	0827037	177
UC-WMT (15X 4) BU CUS	0824813	177
UC-WMT (15X 4) CUS	0824812	177
UC-WMT (15X 4) RD CUS	0824814	177
UC-WMT (15X 4) YE CUS	0824815	177
UC-WMT (15X4)	0819398	177
UC-WMT (15X4) BU	0821030	177
UC-WMT (15X4) GN	0824040	177
UC-WMT (15X4) GN CUS	0824820	177
UC-WMT (15X4) OG	0824037	177
UC-WMT (15X4) OG CUS	0824821	177
UC-WMT (15X4) RD	0821043	177
UC-WMT (15X4) VT	0825361	177
UC-WMT (15X4) VT CUS	0826791	177
UC-WMT (15X4) YE	0819408	177
UC-WMT (18X4)	0820293	177
UC-WMT (18X4) BU	0821072	177
UC-WMT (18X4) BU CUS	0824825	177
UC-WMT (18X4) CUS	0824824	177
UC-WMT (18X4) GN	0824082	177
UC-WMT (18X4) GN CUS	0824832	177
UC-WMT (18X4) OG	0824079	177
UC-WMT (18X4) OG CUS	0824833	177
UC-WMT (18X4) RD	0821085	177
UC-WMT (18X4) RD CUS	0824826	177
UC-WMT (18X4) VT	0825362	177
UC-WMT (18X4) VT CUS	0826793	177
UC-WMT (18X4) YE	0820303	177
UC-WMT (18X4) YE CUS	0824827	177
UC-WMT (23X4)	0819411	178
UC-WMT (23X4) BU	0821111	178
UC-WMT (23X4) BU CUS	0824839	178
UC-WMT (23X4) CUS	0824838	178
UC-WMT (23X4) GN	0824121	178
UC-WMT (23X4) GN CUS	0824840	178
UC-WMT (23X4) OG	0824118	178
UC-WMT (23X4) OG CUS	0824841	178
UC-WMT (23X4) RD	0821124	178
UC-WMT (23X4) RD CUS	0824842	178
UC-WMT (23X4) VT	0825363	178
UC-WMT (23X4) VT CUS	0826795	178
UC-WMT (23X4) YE	0819424	178
UC-WMT (23X4) YE CUS	0824843	178
UC-WMT (30X 4) CUS	0824848	178
UC-WMT (30X 4) YE CUS	0824849	178
UC-WMT (30X4)	0819437	178
UC-WMT (30X4) BU	0821153	178
UC-WMT (30X4) BU CUS	0824852	178
UC-WMT (30X4) GN	0824163	178
UC-WMT (30X4) GN CUS	0824853	178
UC-WMT (30X4) OG	0824150	178
UC-WMT (30X4) OG CUS	0824854	178
UC-WMT (30X4) RD	0821166	178
UC-WMT (30X4) RD CUS	0824855	178
UC-WMT (30X4) VT	0825364	178
UC-WMT (30X4) VT CUS	0826797	178
UC-WMT (30X4) YE	0819440	178
UC-WMTB (44X15)	0828376	179
UC-WMTB (44X15) BN	0828384	179
UC-WMTB (44X15) BN CUS	0829402	179
UC-WMTB (44X15) BU	0828381	179
UC-WMTB (44X15) BU CUS	0829403	179
UC-WMTB (44X15) CUS	0829379	179
UC-WMTB (44X15) GN	0828382	179
UC-WMTB (44X15) GN CUS	0829404	179
UC-WMTB (44X15) OG	0828378	179
UC-WMTB (44X15) OG CUS	0829405	179
UC-WMTB (44X15) RD	0828377	179
UC-WMTB (44X15) SR	0828383	179
UC-WMTB (44X15) SR CUS	0829407	179
UC-WMTB (44X15) VT	0828380	179
UC-WMTB (44X15) VT CUS	0829408	179
UC-WMTB (44X15) YE	0828379	179
UC-WMTB (44X15) YE CUS	0829409	179
UC-WMTB (52X30)	5775288	179
UC-WMTB (52X30) CUS	0829432	179
UC-WMTB (52X50)	5775289	179
UC-WMTB (52X50) CUS	0829433	179
UC-WMTBA (24X5)	0820426	180
UC-WMTBA (24X5) BU	0820552	180
UC-WMTBA (24X5) BU CUS	0824861	180
UC-WMTBA (24X5) CUS	0824860	180
UC-WMTBA (24X5) GN	0825343	180
UC-WMTBA (24X5) GN CUS	0826799	180
UC-WMTBA (24X5) OG	0825342	180
UC-WMTBA (24X5) OG CUS	0826800	180
UC-WMTBA (24X5) RD	0820565	180
UC-WMTBA (24X5) RD CUS	0824862	180
UC-WMTBA (24X5) VT	0825344	180
UC-WMTBA (24X5) VT CUS	0826801	180
UC-WMTBA (24X5) YE	0820439	180
UC-WMTBA (24X5) YE CUS	0824863	180
UC-WMTBA (29X8)	0820183	181
UC-WMTBA (29X8) BU	0820594	181
UC-WMTBA (29X8) BU CUS	0824869	181
UC-WMTBA (29X8) CUS	0824868	181
UC-WMTBA (29X8) GN	0825346	181
UC-WMTBA (29X8) GN CUS	0826805	181
UC-WMTBA (29X8) OG	0825345	181
UC-WMTBA (29X8) OG CUS	0826806	181
UC-WMTBA (29X8) RD	0820604	181
UC-WMTBA (29X8) RD CUS	0824870	181
UC-WMTBA (29X8) VT	0825347	181
UC-WMTBA (29X8) VT CUS	0826807	181
UC-WMTBA (29X8) YE	0820390	181
UC-WMTBA (29X8) YE CUS	0824871	181
UC-WMTBA (60X11)	0820468	181
UC-WMTBA (60X11) BU	0820633	181
UC-WMTBA (60X11) BU CUS	0824877	181
UC-WMTBA (60X11) CUS	0824876	181
UC-WMTBA (60X11) GN	0825349	181
UC-WMTBA (60X11) GN CUS	0826811	181
UC-WMTBA (60X11) OG	0825348	181
UC-WMTBA (60X11) OG CUS	0826812	181
UC-WMTBA (60X11) RD	0820646	181
UC-WMTBA (60X11) RD CUS	0824878	181
UC-WMTBA (60X11) VT	0825350	181
UC-WMTBA (60X11) VT CUS	0826813	181
UC-WMTBA (60X11) YE	0820471	181
UC-WMTBA (60X11) YE CUS	0824879	181
UC1-TM 5	0821784	118
UC1-TM 5 BU	0828188	118
UC1-TM 5 BU CUS	0828321	118
UC1-TM 5 CUS	0824507	118
UC1-TM 5 GN	0828189	118
UC1-TM 5 GN CUS	0828322	118
UC1-TM 5 OG	0828186	118
UC1-TM 5 OG CUS	0828319	118
UC1-TM 5 RD	0828185	118
UC1-TM 5 RD CUS	0828318	118
UC1-TM 5 YE	0828187	118
UC1-TM 5 YE CUS	0828320	118
UC1-TM 6	0821247	119
UC1-TM 6 BU	0828193	119
UC1-TM 6 BU CUS	0828326	119
UC1-TM 6 CUS	0824509	119
UC1-TM 6 GN	0828194	119
UC1-TM 6 GN CUS	0828327	119
UC1-TM 6 OG	0828191	119
UC1-TM 6 OG CUS	0828324	119
UC1-TM 6 RD	0828190	119
UC1-TM 6 RD CUS	0828323	119
UC1-TM 6 YE	0828192	119
UC1-TM 6 YE CUS	0828325	119
UC1-TM 8	0821739	119
UC1-TM 8 BU	0828198	119
UC1-TM 8 BU CUS	0828331	119
UC1-TM 8 CUS	0824511	119
UC1-TM 8 GN	0828199	119
UC1-TM 8 GN CUS	0828332	119
UC1-TM 8 OG	0828196	119
UC1-TM 8 OG CUS	0828329	119
UC1-TM 8 RD	0828195	119

Type	Order No.	Page
UC1-TM 8 RD CUS	0828328	119
UC1-TM 8 YE	0828197	119
UC1-TM 8 YE CUS	0828330	119
UC1-TMF 4	0821360	120
UC1-TMF 4 BU	0828203	120
UC1-TMF 4 BU CUS	0828336	120
UC1-TMF 4 CUS	0824513	120
UC1-TMF 4 GN	0828204	120
UC1-TMF 4 GN CUS	0828337	120
UC1-TMF 4 OG	0828201	120
UC1-TMF 4 OG CUS	0828334	120
UC1-TMF 4 RD	0828200	120
UC1-TMF 4 RD CUS	0828333	120
UC1-TMF 4 YE	0828202	120
UC1-TMF 4 YE CUS	0828335	120
UC1-TMF 5	0821425	121
UC1-TMF 5 BU	0828207	121
UC1-TMF 5 BU CUS	0828341	121
UC1-TMF 5 CUS	0824515	121
UC1-TMF 5 GN	0828208	121
UC1-TMF 5 GN CUS	0828342	121
UC1-TMF 5 OG	0828206	121
UC1-TMF 5 OG CUS	0828339	121
UC1-TMF 5 RD	0828205	121
UC1-TMF 5 RD CUS	0828338	121
UC1-TMF 5 YE	0828127	121
UC1-TMF 5 YE CUS	0828340	121
UC1-TMF 6	0821483	121
UC1-TMF 6 BU	0828212	121
UC1-TMF 6 BU CUS	0828346	121
UC1-TMF 6 CUS	0824517	121
UC1-TMF 6 GN	0828213	121
UC1-TMF 6 GN CUS	0828347	121
UC1-TMF 6 OG	0828210	121
UC1-TMF 6 OG CUS	0828344	121
UC1-TMF 6 RD	0828209	121
UC1-TMF 6 RD CUS	0828343	121
UC1-TMF 6 YE	0828211	121
UC1-TMF 6 YE CUS	0828345	121
UC1-TMF 8	0821548	121
UC1-TMF 8 BU	0828217	121
UC1-TMF 8 BU CUS	0828351	121
UC1-TMF 8 CUS	0824519	121
UC1-TMF 8 GN	0828218	121
UC1-TMF 8 GN CUS	0828352	121
UC1-TMF 8 OG	0828215	121
UC1-TMF 8 OG CUS	0828349	121
UC1-TMF 8 RD	0828214	121
UC1-TMF 8 RD CUS	0828348	121
UC1-TMF 8 YE	0828216	121
UC1-TMF 8 YE CUS	0828350	121
UC1U-TM 5	0821302	119
UC1U-TM 5 CUS	0824521	119
UC2-TM 4	0821713	122
UC2-TM 4 CUS	0824533	122
UC2-TM 5	0821690	123
UC2-TM 5 CUS	0824535	123
UC2-TM 6	0821674	123
UC2-TM 6 CUS	0824537	123
UC2-TM 8	0821755	123
UC2-TM 8 CUS	0824539	123
UC2F-TM 4	0822178	124
UC2F-TM 4 CUS	0824525	124
UC2F-TM 5	0822181	125
UC2F-TM 5 CUS	0824527	125
UC2F-TM 6	0822194	125
UC2F-TM 6 CUS	0824529	125
UC2F-TM 8	0822204	125
UC2F-TM 8 CUS	0824531	125
UC3-TM 5	0822369	126
UC3-TM 5 CUS	0826888	126
UC3-TM 6	0822385	127
UC3-TM 6 CUS	0826889	127
UC3-TM 8	0822408	127
UC3-TM 8 CUS	0826890	127
UCT-EM (10X5)	0801470	249
UCT-EM (10X5) CUS	0801554	249
UCT-EM (10X7)	0801498	249
UCT-EM (10X7) CUS	0801585	249
UCT-EM (10X7) TQ	0801499	249
UCT-EM (10X7) TQ CUS	0801586	249
UCT-EM (10X8)	0801485	249
UCT-EM (10X8) CUS	0801570	249
UCT-EM (10X8) TQ	0801486	249
UCT-EM (10X8) TQ CUS	0801572	249
UCT-EM (12X3,3)	0801502	250
UCT-EM (12X3,3) CUS	0801577	250
UCT-EM (12X6)	0801503	251
UCT-EM (12X6) CUS	0801578	251
UCT-EM (12X7)	0801501	251
UCT-EM (12X7) CUS	0801587	251
UCT-EM (15X10)	0801504	251
UCT-EM (15X10) CUS	0801588	251
UCT-EM (17,5X7,5)	0801482	253
UCT-EM (17,5X7,5) CUS	0801566	253
UCT-EM (17,5X8)	0801496	254
UCT-EM (17,5X8) CUS	0801582	254
UCT-EM (17,5X9)	0801491	255
UCT-EM (17,5X9) CUS	0801575	255
UCT-EM (17,5X9) YE	0801492	255
UCT-EM (17,5X9) YE CUS	0801576	255
UCT-EM (17X10)	0801483	253
UCT-EM (17X10) CUS	0801567	253
UCT-EM (17X10) YE	0801484	253
UCT-EM (17X10) YE CUS	0801569	253
UCT-EM (17X8)	0801842	253
UCT-EM (17X8) CUS	1014400	253
UCT-EM (17X9)	0801475	252
UCT-EM (17X9) CUS	0801559	252
UCT-EM (17X9) YE	0801476	252
UCT-EM (17X9) YE CUS	0801560	252
UCT-EM (18X8)	0801488	255
UCT-EM (18X8) CUS	0801573	255
UCT-EM (20X7)	0801494	255
UCT-EM (20X7) CUS	0801580	255
UCT-EM (20X7) TQ	0801495	255
UCT-EM (20X7) TQ CUS	0801581	255
UCT-EM (20X8)	0801477	256
UCT-EM (20X8) CUS	0801561	256
UCT-EM (20X9)	0801471	257
UCT-EM (20X9) CUS	0801556	257
UCT-EM (20X9) TQ	0801473	257
UCT-EM (20X9) TQ CUS	0801558	257
UCT-EM (20X9) YE	0801472	257
UCT-EM (20X9) YE CUS	0801557	257
UCT-EM (21X8)	0801489	257
UCT-EM (21X8) CUS	0801574	257
UCT-EM (30X5)	0801505	108
UCT-EM (30X5) CUS	0801589	108
UCT-EM (30X5) YE	0830340	108
UCT-EM (30X5) YE CUS	0830348	108
UCT-EM (5X10)	0801497	247
UCT-EM (5X10) CUS	0801583	247
UCT-EM (6X10)	0801493	248
UCT-EM (6X10) CUS	0801579	248
UCT-EM (7X10)	0830765	246
UCT-EM (7X10) CUS	0830766	246
UCT-TM 10	0829142	85
UCT-TM 10 BU	0829172	85
UCT-TM 10 BU CUS	0829628	85
UCT-TM 10 CUS	0829623	85
UCT-TM 10 GN	0829173	85
UCT-TM 10 GN CUS	0829629	85
UCT-TM 10 OG	0829170	85
UCT-TM 10 OG CUS	0829625	85
UCT-TM 10 RD	0829169	85
UCT-TM 10 RD CUS	0829624	85
UCT-TM 10 VT	0829171	85
UCT-TM 10 VT CUS	0829627	85
UCT-TM 10 YE	0829143	85
UCT-TM 10 YE CUS	0829626	85
UCT-TM 12	0829144	85
UCT-TM 12 BU	0829177	85
UCT-TM 12 BU CUS	0829635	85
UCT-TM 12 CUS	0829630	85
UCT-TM 12 GN	0829178	85
UCT-TM 12 GN CUS	0829636	85
UCT-TM 12 OG	0829175	85
UCT-TM 12 OG CUS	0829632	85
UCT-TM 12 RD	0829174	85
UCT-TM 12 RD CUS	0829631	85
UCT-TM 12 VT	0829176	85
UCT-TM 12 VT CUS	0829634	85
UCT-TM 12 YE	0829145	85
UCT-TM 12 YE CUS	0829633	85
UCT-TM 16	0829146	85
UCT-TM 16 BU	0829182	85
UCT-TM 16 BU CUS	0829642	85
UCT-TM 16 CUS	0829637	85
UCT-TM 16 GN	0829183	85
UCT-TM 16 GN CUS	0829643	85
UCT-TM 16 OG	0829180	85
UCT-TM 16 OG CUS	0829639	85
UCT-TM 16 RD	0829179	85
UCT-TM 16 RD CUS	0829638	85
UCT-TM 16 VT	0829181	85
UCT-TM 16 VT CUS	0829641	85
UCT-TM 16 YE	0829147	85
UCT-TM 16 YE CUS	0829640	85
UCT-TM 3,5	0829484	82
UCT-TM 3,5 BU	0829508	82
UCT-TM 3,5 BU CUS	0829586	82
UCT-TM 3,5 CUS	0829581	82
UCT-TM 3,5 GN	0829509	82
UCT-TM 3,5 GN CUS	0829587	82
UCT-TM 3,5 OG	0829506	82
UCT-TM 3,5 OG CUS	0829583	82
UCT-TM 3,5 RD	0829505	82
UCT-TM 3,5 RD CUS	0829582	82
UCT-TM 3,5 VT	0829507	82
UCT-TM 3,5 VT CUS	0829585	82
UCT-TM 3,5 YE	0829485	82
UCT-TM 3,5 YE CUS	0829584	82
UCT-TM 4	0828732	83
UCT-TM 4 BU	0829152	83
UCT-TM 4 BU CUS	0829593	83
UCT-TM 4 CUS	0829588	83
UCT-TM 4 GN	0829153	83
UCT-TM 4 GN CUS	0829594	83
UCT-TM 4 OG	0829150	83
UCT-TM 4 OG CUS	0829590	83
UCT-TM 4 RD	0829149	83
UCT-TM 4 RD CUS	0829589	83
UCT-TM 4 VT	0829151	83
UCT-TM 4 VT CUS	0829592	83
UCT-TM 4 YE	0828733	83
UCT-TM 4 YE CUS	0829591	83
UCT-TM 5	0828734	83
UCT-TM 5 BU	0829157	83
UCT-TM 5 BU CUS	0829600	83
UCT-TM 5 CUS	0829595	83
UCT-TM 5 GN	0829158	83
UCT-TM 5 GN CUS	0829601	83
UCT-TM 5 OG	0829155	83
UCT-TM 5 OG CUS	0829597	83
UCT-TM 5 RD	0829154	83
UCT-TM 5 RD CUS	0829596	83
UCT-TM 5 VT	0829156	83
UCT-TM 5 VT CUS	0829599	83
UCT-TM 5 YE	0828735	83
UCT-TM 5 YE CUS	0829598	83
UCT-TM 6	0828736	83
UCT-TM 6 BU	0829162	83
UCT-TM 6 BU CUS	0829607	83
UCT-TM 6 CUS	0829602	83
UCT-TM 6 GN	0829163	83
UCT-TM 6 GN CUS	0829608	83
UCT-TM 6 OG	0829160	83
UCT-TM 6 OG CUS	0829604	83
UCT-TM 6 RD	0829159	83
UCT-TM 6 RD CUS	0829603	83
UCT-TM 6 VT	0829161	83
UCT-TM 6 VT CUS	0829606	83
UCT-TM 6 YE	0828737	83
UCT-TM 6 YE CUS	0829605	83
UCT-TM 7,62	0828738	84
UCT-TM 7,62 BU	0829513	84
UCT-TM 7,62 BU CUS	0829614	84
UCT-TM 7,62 CUS	0829609	84
UCT-TM 7,62 GN	0829514	84
UCT-TM 7,62 GN CUS	0829615	84
UCT-TM 7,62 OG	0829511	84
UCT-TM 7,62 OG CUS	0829611	84
UCT-TM 7,62 RD	0829510	84
UCT-TM 7,62 RD CUS	0829610	84
UCT-TM 7,62 VT	0829512	84
UCT-TM 7,62 VT CUS	0829613	84
UCT-TM 7,62 YE	0828739	84
UCT-TM 7,62 YE CUS	0829612	84
UCT-TM 8	0828740	84
UCT-TM 8 BU	0829167	84
UCT-TM 8 BU CUS	0829621	84
UCT-TM 8 CUS	0829616	84
UCT-TM 8 GN	0829168	84
UCT-TM 8 GN CUS	0829622	84
UCT-TM 8 OG	0829165	84
UCT-TM 8 OG CUS	0829618	84
UCT-TM 8 RD	0829164	84
UCT-TM 8 RD CUS	0829617	84
UCT-TM 8 VT	0829166	84
UCT-TM 8 VT CUS	0829620	84
UCT-TM 8 YE	0828741	84
UCT-TM 8 YE CUS	0829619	84
UCT-TMF 10	0829204	89
UCT-TMF 10 BU	0829209	89
UCT-TMF 10 BU CUS	0829684	89
UCT-TMF 10 CUS	0829679	89
UCT-TMF 10 GN	0829210	89
UCT-TMF 10 GN CUS	0829685	89
UCT-TMF 10 OG	0829206	89
UCT-TMF 10 OG CUS	0829681	89
UCT-TMF 10 RD	0829205	89
UCT-TMF 10 RD CUS	0829680	89
UCT-TMF 10 VT	0829208	89
UCT-TMF 10 VT CUS	0829683	89
UCT-TMF 10 YE	0829207	89
UCT-TMF 10 YE CUS	0829682	89
UCT-TMF 12	0829214	89
UCT-TMF 12 BU	0829216	89
UCT-TMF 12 BU CUS	0829691	89
UCT-TMF 12 CUS	0829686	89
UCT-TMF 12 GN	0829217	89
UCT-TMF 12 GN CUS	0829692	89
UCT-TMF 12 OG	0829213	89
UCT-TMF 12 OG CUS	0829688	89
UCT-TMF 12 RD	0829212	89
UCT-TMF 12 RD CUS	0829687	89
UCT-TMF 12 VT	0829215	89
UCT-TMF 12 VT CUS	0829690	89
UCT-TMF 12 YE	0829211	89
UCT-TMF 12 YE CUS	0829689	89
UCT-TMF 16	0829218	89
UCT-TMF 16 BU	0829223	89
UCT-TMF 16 BU CUS	0829698	89
UCT-TMF 16 CUS	0829693	89
UCT-TMF 16 GN	0829224	89
UCT-TMF 16 GN CUS	0829699	89
UCT-TMF 16 OG	0829220	89
UCT-TMF 16 OG CUS	0829695	89
UCT-TMF 16 RD	0829219	89
UCT-TMF 16 RD CUS	0829694	89
UCT-TMF 16 VT CUS	0829697	89
UCT-TMF 16 YE	0829221	89
UCT-TMF 16 YE CUS	0829696	89
UCT-TMF 3,5	0829486	86
UCT-TMF 3,5 BU	0829518	86
UCT-TMF 3,5 BU CUS	0829649	86
UCT-TMF 3,5 CUS	0829644	86
UCT-TMF 3,5 GN	0829519	86
UCT-TMF 3,5 GN CUS	0829650	86
UCT-TMF 3,5 OG	0829516	86
UCT-TMF 3,5 OG CUS	0829646	86
UCT-TMF 3,5 RD	0829515	86
UCT-TMF 3,5 RD CUS	0829645	86
UCT-TMF 3,5 VT	0829517	86
UCT-TMF 3,5 VT CUS	0829648	86
UCT-TMF 3,5 YE	0829487	86
UCT-TMF 3,5 YE CUS	0829647	86
UCT-TMF 4	0828742	87
UCT-TMF 4 BU	0829187	87

Type	Order No.	Page
UCT-TMF 4 BU CUS	0829656	87
UCT-TMF 4 CUS	0829651	87
UCT-TMF 4 GN	0829188	87
UCT-TMF 4 GN CUS	0829657	87
UCT-TMF 4 OG	0829185	87
UCT-TMF 4 OG CUS	0829653	87
UCT-TMF 4 RD	0829184	87
UCT-TMF 4 RD CUS	0829652	87
UCT-TMF 4 VT	0829186	87
UCT-TMF 4 VT CUS	0829655	87
UCT-TMF 4 YE	0828743	87
UCT-TMF 4 YE CUS	0829654	87
UCT-TMF 5	0828744	87
UCT-TMF 5 BU	0829192	87
UCT-TMF 5 BU CUS	0829663	87
UCT-TMF 5 CUS	0829658	87
UCT-TMF 5 GN	0829193	87
UCT-TMF 5 GN CUS	0829664	87
UCT-TMF 5 OG	0829190	87
UCT-TMF 5 OG CUS	0829660	87
UCT-TMF 5 RD	0829189	87
UCT-TMF 5 RD CUS	0829659	87
UCT-TMF 5 VT	0829191	87
UCT-TMF 5 VT CUS	0829662	87
UCT-TMF 5 YE	0828745	87
UCT-TMF 5 YE CUS	0829661	87
UCT-TMF 6	0828746	87
UCT-TMF 6 BU	0829197	87
UCT-TMF 6 BU CUS	0829670	87
UCT-TMF 6 CUS	0829665	87
UCT-TMF 6 GN	0829198	87
UCT-TMF 6 GN CUS	0829671	87
UCT-TMF 6 OG	0829195	87
UCT-TMF 6 OG CUS	0829667	87
UCT-TMF 6 RD	0829194	87
UCT-TMF 6 RD CUS	0829666	87
UCT-TMF 6 VT	0829196	87
UCT-TMF 6 VT CUS	0829669	87
UCT-TMF 6 YE	0828747	87
UCT-TMF 6 YE CUS	0829668	87
UCT-TMF 8	0828748	88
UCT-TMF 8 BU	0829202	88
UCT-TMF 8 BU CUS	0829677	88
UCT-TMF 8 CUS	0829672	88
UCT-TMF 8 GN	0829203	88
UCT-TMF 8 GN CUS	0829678	88
UCT-TMF 8 OG	0829200	88
UCT-TMF 8 OG CUS	0829674	88
UCT-TMF 8 RD	0829199	88
UCT-TMF 8 RD CUS	0829673	88
UCT-TMF 8 VT	0829201	88
UCT-TMF 8 VT CUS	0829676	88
UCT-TMF 8 YE	0828749	88
UCT-TMF 8 YE CUS	0829675	88
UCT-WMS 3,2 (12X4)	0828570	186
UCT-WMS 3,2 (12X4) CUS	0829951	186
UCT-WMS 3,2 (12X4) YE	0828572	186
UCT-WMS 3,2 (12X4) YE CUS	0829952	186
UCT-WMS 4,7 (12X5,5)	0828571	186
UCT-WMS 4,7 (12X5,5) CUS	0829953	186
UCT-WMS 4,7 (12X5,5) YE	0828573	186
UCT-WMS 4,7 (12X5,5) YE CUS	0829954	186
UCT-WMT (10X4)	0801430	182
UCT-WMT (10X4) BU	0801437	182
UCT-WMT (10X4) BU CUS	0801521	182
UCT-WMT (10X4) CUS	0801515	182
UCT-WMT (10X4) GN	0801435	182
UCT-WMT (10X4) GN CUS	0801519	182
UCT-WMT (10X4) OG	0801434	182
UCT-WMT (10X4) OG CUS	0801518	182
UCT-WMT (10X4) RD	0801433	182
UCT-WMT (10X4) RD CUS	0801517	182
UCT-WMT (10X4) VT	0801436	182
UCT-WMT (10X4) VT CUS	0801520	182
UCT-WMT (10X4) YE	0801431	182
UCT-WMT (10X4) YE CUS	0801516	182
UCT-WMT (12X4)	0801438	183
UCT-WMT (12X4) BU	0801444	183
UCT-WMT (12X4) BU CUS	0801529	183
UCT-WMT (12X4) CUS	0801522	183
UCT-WMT (12X4) GN	0801442	183
UCT-WMT (12X4) GN CUS	0801527	183
UCT-WMT (12X4) OG	0801441	183
UCT-WMT (12X4) OG CUS	0801525	183
UCT-WMT (12X4) RD	0801440	183
UCT-WMT (12X4) RD CUS	0801524	183
UCT-WMT (12X4) VT	0801443	183
UCT-WMT (12X4) VT CUS	0801528	183
UCT-WMT (12X4) YE	0801439	183
UCT-WMT (12X4) YE CUS	0801523	183
UCT-WMT (15X4)	0801446	183
UCT-WMT (15X4) BU	0801452	183
UCT-WMT (15X4) BU CUS	0801537	183
UCT-WMT (15X4) CUS	0801530	183
UCT-WMT (15X4) GN	0801450	183
UCT-WMT (15X4) GN CUS	0801535	183
UCT-WMT (15X4) OG	0801449	183
UCT-WMT (15X4) OG CUS	0801534	183
UCT-WMT (15X4) RD	0801448	183
UCT-WMT (15X4) RD CUS	0801533	183
UCT-WMT (15X4) VT	0801451	183
UCT-WMT (15X4) VT CUS	0801536	183
UCT-WMT (15X4) YE	0801447	183
UCT-WMT (15X4) YE CUS	0801531	183
UCT-WMT (18X4)	0801462	183
UCT-WMT (18X4) BU	0801468	183
UCT-WMT (18X4) BU CUS	0801546	183
UCT-WMT (18X4) CUS	0801538	183
UCT-WMT (18X4) GN	0801466	183
UCT-WMT (18X4) GN CUS	0801544	183
UCT-WMT (18X4) OG	0801465	183
UCT-WMT (18X4) OG CUS	0801543	183
UCT-WMT (18X4) RD	0801464	183
UCT-WMT (18X4) RD CUS	0801541	183
UCT-WMT (18X4) VT	0801467	183
UCT-WMT (18X4) VT CUS	0801545	183
UCT-WMT (18X4) YE	0801463	183
UCT-WMT (18X4) YE CUS	0801540	183
UCT-WMT (23X4)	0801453	184
UCT-WMT (23X4) BU	0801460	184
UCT-WMT (23X4) BU CUS	0801553	184
UCT-WMT (23X4) CUS	0801547	184
UCT-WMT (23X4) GN	0801457	184
UCT-WMT (23X4) GN CUS	0801551	184
UCT-WMT (23X4) OG	0801456	184
UCT-WMT (23X4) OG CUS	0801550	184
UCT-WMT (23X4) RD	0801455	184
UCT-WMT (23X4) RD CUS	0801549	184
UCT-WMT (23X4) VT	0801459	184
UCT-WMT (23X4) VT CUS	0801552	184
UCT-WMT (23X4) YE	0801454	184
UCT-WMT (23X4) YE CUS	0801548	184
UCT-WMT (30X4)	0801422	185
UCT-WMT (30X4) BU	0801428	185
UCT-WMT (30X4) BU CUS	0801514	185
UCT-WMT (30X4) CUS	0801507	185
UCT-WMT (30X4) GN	0801426	185
UCT-WMT (30X4) GN CUS	0801511	185
UCT-WMT (30X4) OG	0801425	185
UCT-WMT (30X4) OG CUS	0801510	185
UCT-WMT (30X4) RD	0801424	185
UCT-WMT (30X4) RD CUS	0801509	185
UCT-WMT (30X4) VT	0801427	185
UCT-WMT (30X4) VT CUS	0801512	185
UCT-WMT (30X4) YE	0801423	185
UCT-WMT (30X4) YE CUS	0801508	185
UCT1-TM 5	0829482	128
UCT1-TM 5 BU	0829229	128
UCT1-TM 5 BU CUS	0829704	128
UCT1-TM 5 CUS	0829700	128
UCT1-TM 5 GN	0829230	128
UCT1-TM 5 GN CUS	0829705	128
UCT1-TM 5 OG	0829227	128
UCT1-TM 5 OG CUS	0829702	128
UCT1-TM 5 RD	0829226	128
UCT1-TM 5 RD CUS	0829701	128
UCT1-TM 5 YE	0829228	128
UCT1-TM 5 YE CUS	0829703	128
UCT1-TM 6	0829483	128
UCT1-TM 6 BU	0829235	128
UCT1-TM 6 BU CUS	0829710	128
UCT1-TM 6 CUS	0829706	128
UCT1-TM 6 GN	0829236	128
UCT1-TM 6 GN CUS	0829711	128
UCT1-TM 6 OG	0829233	128
UCT1-TM 6 OG CUS	0829708	128
UCT1-TM 6 RD	0829232	128
UCT1-TM 6 RD CUS	0829707	128
UCT1-TM 6 YE	0829234	128
UCT1-TM 6 YE CUS	0829709	128
UCT1-TMF 5	0829237	129
UCT1-TMF 5 BU	0829241	129
UCT1-TMF 5 BU CUS	0829722	129
UCT1-TMF 5 CUS	0829718	129
UCT1-TMF 5 GN	0829242	129
UCT1-TMF 5 GN CUS	0829723	129
UCT1-TMF 5 OG	0829239	129
UCT1-TMF 5 OG CUS	0829720	129
UCT1-TMF 5 RD	0829238	129
UCT1-TMF 5 RD CUS	0829719	129
UCT1-TMF 5 YE	0829240	129
UCT1-TMF 5 YE CUS	0829721	129
UCT1-TMF 6	0829243	129
UCT1-TMF 6 BU	0829247	129
UCT1-TMF 6 BU CUS	0829728	129
UCT1-TMF 6 CUS	0829724	129
UCT1-TMF 6 GN	0829248	129
UCT1-TMF 6 GN CUS	0829729	129
UCT1-TMF 6 OG	0829245	129
UCT1-TMF 6 OG CUS	0829726	129
UCT1-TMF 6 RD	0829244	129
UCT1-TMF 6 RD CUS	0829725	129
UCT1-TMF 6 YE	0829246	129
UCT1-TMF 6 YE CUS	0829727	129
UCT2-TM 5/6	0829249	130
UCT2-TM 5/6 CUS	0829250	130
UCT3-TM 5	0829251	131
UCT3-TM 5 CUS	0829955	131
UCT3-TM 6	0829252	131
UCT3-TM 6 CUS	0829956	131
UCT5-TM 5	0828750	132
UCT5-TM 5 CUS	0829742	132
UCT5-TM 6	0828752	133
UCT5-TM 6 CUS	0829743	133
UCT6M-TM 5	0830756	134
UCT6M-TM 5 CUS	0830762	134
UCT6M-TM 6	0830757	135
UCT6M-TM 6 CUS	0830763	135
UCT6M-TM 8	0830758	135
UCT6M-TM 8 CUS	0830764	135
UCT6R-TM 5	0830753	136
UCT6R-TM 5 CUS	0830759	136
UCT6R-TM 6	0830754	137
UCT6R-TM 6 CUS	0830760	137
UCT6R-TM 8	0830755	137
UCT6R-TM 8 CUS	0830761	137
UNIFOX-C VDE	1212202	368
UNIFOX-CE VDE	1212203	368
UNIFOX-CT 4,8	1212475	369
UNIFOX-CT 4,8P	1212609	369
UNIFOX-CT M 7,9	1212610	369
UNIFOX-F VDE	1212363	369
UNIFOX-P VDE	1212204	368
UNIFOX-PC VDE	1212205	368
UNIFOX-PE VDE	1212529	368
UNIFOX-R VDE	1212364	369
UNIFOX-RVT M	1212476	370
UNIFOX-RVT M/BIT 2,4L	1212477	370
UNIFOX-RVT P 4	1212478	543
UNIFOX-RVT P 6	1212509	543
UNIFOX-WP	1212365	369
US-EML (104X140)	0800465	268
US-EML (104X140) SR	0800466	268
US-EML (104X140) YE	0800467	268
US-EML (104X3,8)	0800464	268
US-EML (17,5X8)	0800461	268
US-EML (17,5X8) YE	0800463	268
US-EML (20X8)	0800458	268
US-EML (20X8) YE	0800460	268
US-EMLF (104X140)	1014291	269
US-EMLF (104X140) BU	1014293	269
US-EMLF (104X140) BU CUS	1014299	269
US-EMLF (104X140) CUS	1014297	269
US-EMLF (104X140) YE	1014292	269
US-EMLF (104X140) YE CUS	1014298	269
US-EMLF (104X70)	1014294	269
US-EMLF (104X70) BU	1014296	269
US-EMLF (104X70) BU CUS	1014302	269
US-EMLF (104X70) CUS	1014300	269
US-EMLF (104X70) YE	1014295	269
US-EMLF (104X70) YE CUS	1014301	269
US-EMLP (100X60)	0828807	259
US-EMLP (100X60) CUS	0830121	261
US-EMLP (100X60) SR	0828910	259
US-EMLP (100X60) SR CUS	0830123	261
US-EMLP (100X60) YE	0828909	259
US-EMLP (100X60) YE CUS	0830122	261
US-EMLP (104X135)	0830304	259
US-EMLP (104X135) CUS	0830387	261
US-EMLP (104X135) SR	0830306	259
US-EMLP (104X135) SR CUS	0830389	261
US-EMLP (104X135) YE	0830305	259
US-EMLP (104X135) YE CUS	0830388	261
US-EMLP (11X9)	0828789	258
US-EMLP (11X9) CUS	0830073	260
US-EMLP (11X9) SR	0828872	258
US-EMLP (11X9) SR CUS	0830075	260
US-EMLP (11X9) YE	0828871	258
US-EMLP (11X9) YE CUS	0830074	260
US-EMLP (15X5)	0828790	258
US-EMLP (15X5) CUS	0830076	260
US-EMLP (15X5) SR	0828874	258
US-EMLP (15X5) SR CUS	0830078	260
US-EMLP (15X5) YE	0828873	258
US-EMLP (15X5) YE CUS	0830077	260
US-EMLP (17X15)	0828793	258
US-EMLP (17X15) CUS	0830082	260
US-EMLP (17X15) SR	0828880	258
US-EMLP (17X15) SR CUS	0830084	260
US-EMLP (17X15) YE	0828879	258
US-EMLP (17X15) YE CUS	0830083	260
US-EMLP (17X7)	0828792	258
US-EMLP (17X7) CUS	0830079	260
US-EMLP (17X7) SR	0828878	258
US-EMLP (17X7) SR CUS	0830081	260
US-EMLP (17X7) YE	0828877	258
US-EMLP (17X7) YE CUS	0830080	260
US-EMLP (20X9)	0828795	258
US-EMLP (20X9) CUS	0830085	260
US-EMLP (20X9) SR	0828884	258
US-EMLP (20X9) SR CUS	0830087	260
US-EMLP (20X9) YE	0828883	258
US-EMLP (20X9) YE CUS	0830086	260
US-EMLP (22X22)	0828796	258
US-EMLP (22X22) CUS	0830088	260
US-EMLP (22X22) SR	0828886	258
US-EMLP (22X22) SR CUS	0830090	260
US-EMLP (22X22) YE	0828885	258
US-EMLP (22X22) YE CUS	0830089	260
US-EMLP (27X12,5)	0828798	258
US-EMLP (27X12,5) CUS	0830094	260
US-EMLP (27X12,5) SR	0828892	258
US-EMLP (27X12,5) SR CUS	0830096	260
US-EMLP (27X12,5) YE	0828891	258
US-EMLP (27X12,5) YE CUS	0830095	260
US-EMLP (27X15)	0828799	258
US-EMLP (27X15) CUS	0830097	260
US-EMLP (27X15) SR	0828894	258
US-EMLP (27X15) SR CUS	0830099	260
US-EMLP (27X15) YE	0828893	258
US-EMLP (27X15) YE CUS	0830098	260
US-EMLP (27X18)	0828800	259
US-EMLP (27X18) CUS	0830100	260
US-EMLP (27X18) SR	0828896	259
US-EMLP (27X18) SR CUS	0830102	260
US-EMLP (27X18) YE	0828895	259
US-EMLP (27X18) YE CUS	0830101	260
US-EMLP (27X27)	0828801	259
US-EMLP (27X27) CUS	0830103	260
US-EMLP (27X27) SR	0828898	259

Type	Order No.	Page
US-EMLP (27X27) SR CUS	0830105	260
US-EMLP (27X27) YE	0828897	259
US-EMLP (27X27) YE CUS	0830104	260
US-EMLP (27X8)	0828797	258
US-EMLP (27X8) CUS	0830091	260
US-EMLP (27X8) SR	0828890	258
US-EMLP (27X8) SR CUS	0830093	260
US-EMLP (27X8) YE	0828889	258
US-EMLP (27X8) YE CUS	0830092	260
US-EMLP (35X15)	0830300	259
US-EMLP (35X15) CUS	0830375	261
US-EMLP (35X15) RD	0830321	259
US-EMLP (35X15) RD CUS	0830378	261
US-EMLP (35X15) SR	0830320	259
US-EMLP (35X15) SR CUS	0830377	261
US-EMLP (35X15) YE	0830319	259
US-EMLP (35X15) YE CUS	0830376	261
US-EMLP (35X9)	0828802	259
US-EMLP (35X9) CUS	0830106	261
US-EMLP (35X9) SR	0829430	259
US-EMLP (35X9) SR CUS	0830108	261
US-EMLP (35X9) YE	0828899	259
US-EMLP (35X9) YE CUS	0830107	261
US-EMLP (40X10)	0830341	259
US-EMLP (40X10) CUS	0830365	261
US-EMLP (40X10) SR	0830328	259
US-EMLP (40X10) SR CUS	0830367	261
US-EMLP (40X10) YE	0830342	259
US-EMLP (40X10) YE CUS	0830366	261
US-EMLP (49X15)	0828803	259
US-EMLP (49X15) CUS	0830109	261
US-EMLP (49X15) SR	0828902	259
US-EMLP (49X15) SR CUS	0830111	261
US-EMLP (49X15) YE	0828901	259
US-EMLP (49X15) YE CUS	0830110	261
US-EMLP (52,5X15)	0830301	259
US-EMLP (52,5X15) CUS	0830379	261
US-EMLP (52,5X15) RD	0830324	259
US-EMLP (52,5X15) RD CUS	0830382	261
US-EMLP (52,5X15) SR	0830323	259
US-EMLP (52,5X15) SR CUS	0830381	261
US-EMLP (52,5X15) YE	0830322	259
US-EMLP (52,5X15) YE CUS	0830380	261
US-EMLP (60X15)	0828804	259
US-EMLP (60X15) CUS	0830112	261
US-EMLP (60X15) SR	0828904	259
US-EMLP (60X15) SR CUS	0830114	261
US-EMLP (60X15) YE	0828903	259
US-EMLP (60X15) YE CUS	0830113	261
US-EMLP (60X30)	0828805	259
US-EMLP (60X30) CUS	0830115	261
US-EMLP (60X30) SR	0828906	259
US-EMLP (60X30) SR CUS	0830117	261
US-EMLP (60X30) YE	0828905	259
US-EMLP (60X30) YE CUS	0830116	261
US-EMLP (70X15)	0830302	259
US-EMLP (70X15) CUS	0830383	261
US-EMLP (70X15) RD	0830327	259
US-EMLP (70X15) RD CUS	0830386	261
US-EMLP (70X15) SR	0830326	259
US-EMLP (70X15) SR CUS	0830385	261
US-EMLP (70X15) YE	0830325	259
US-EMLP (70X15) YE CUS	0830384	261
US-EMLP (8,8X15)	0830303	258
US-EMLP (8,8X15) CUS	0830371	260
US-EMLP (8,8X15) RD	0830318	258
US-EMLP (8,8X15) RD CUS	0830374	260
US-EMLP (8,8X15) SR	0830317	258
US-EMLP (8,8X15) SR CUS	0830373	260
US-EMLP (8,8X15) YE	0830316	258
US-EMLP (8,8X15) YE CUS	0830372	260
US-EMLP (85,6X54)	0828806	259
US-EMLP (85,6X54) CUS	0830118	261
US-EMLP (85,6X54) SR	0828908	259
US-EMLP (85,6X54) SR CUS	0830120	261
US-EMLP (85,6X54) YE	0828907	259
US-EMLP (85,6X54) YE CUS	0830119	261
US-EMLSP (28X10)	0830343	267
US-EMLSP (28X10) CUS	0830368	267
US-EMLSP (28X10) SR	0830329	267
US-EMLSP (28X10) SR CUS	0830370	267
US-EMLSP (28X10) YE	0830344	267
US-EMLSP (28X10) YE CUS	0830369	267
US-EMP (100X15)	0829521	262
US-EMP (100X15) CUS	0830061	263
US-EMP (100X15) SR	0829523	262
US-EMP (100X15) SR CUS	0830063	263
US-EMP (100X15) YE	0829522	262
US-EMP (100X15) YE CUS	0830062	263
US-EMP (17X15)	0828774	262
US-EMP (17X15) CUS	0830025	263
US-EMP (17X15) SR	0828843	262
US-EMP (17X15) SR CUS	0830027	263
US-EMP (17X15) YE	0828842	262
US-EMP (17X15) YE CUS	0830026	263
US-EMP (20X9)	0829439	262
US-EMP (20X9) CUS	0830028	263
US-EMP (25X6)	0829435	262
US-EMP (25X6) CUS	0830029	263
US-EMP (25X6)-1	0802754	262
US-EMP (25X6)-1 CUS	0802755	263
US-EMP (27X12,5)	0828776	262
US-EMP (27X12,5) CUS	0830033	263
US-EMP (27X12,5) SR	0828847	262
US-EMP (27X12,5) SR CUS	0830035	263
US-EMP (27X12,5) YE	0828846	262
US-EMP (27X12,5) YE CUS	0830034	263
US-EMP (27X15)	0828777	262
US-EMP (27X15) CUS	0830036	263
US-EMP (27X15) SR	0828849	262
US-EMP (27X15) SR CUS	0830038	263
US-EMP (27X15) YE	0828848	262
US-EMP (27X15) YE CUS	0830037	263
US-EMP (27X18)	0828778	262
US-EMP (27X18) CUS	0830039	263
US-EMP (27X18) SR	0828851	262
US-EMP (27X18) SR CUS	0830041	263
US-EMP (27X18) YE	0828850	262
US-EMP (27X18) YE CUS	0830040	263
US-EMP (27X27)	0828779	262
US-EMP (27X27) CUS	0830042	263
US-EMP (27X27) SR	0828853	262
US-EMP (27X27) SR CUS	0830044	263
US-EMP (27X27) YE	0828852	262
US-EMP (27X27) YE CUS	0830043	263
US-EMP (27X8)	0828775	262
US-EMP (27X8) CUS	0830030	263
US-EMP (27X8) SR	0828845	262
US-EMP (27X8) SR CUS	0830032	263
US-EMP (27X8) YE	0828844	262
US-EMP (27X8) YE CUS	0830031	263
US-EMP (29X8)	0829436	262
US-EMP (29X8) CUS	0830045	263
US-EMP (29X8) YE	0829440	262
US-EMP (29X8) YE CUS	0830046	263
US-EMP (35X15)	0830295	264
US-EMP (35X15) CUS	0830353	265
US-EMP (35X15) RD	0830309	264
US-EMP (35X15) RD CUS	0830356	265
US-EMP (35X15) SR	0830308	264
US-EMP (35X15) SR CUS	0830355	265
US-EMP (35X15) YE	0830307	264
US-EMP (35X15) YE CUS	0830354	265
US-EMP (40X17)	0829437	262
US-EMP (40X17) CUS	0830047	263
US-EMP (44X7)	0829438	262
US-EMP (44X7) CUS	0830048	263
US-EMP (49X15)	0828780	262
US-EMP (49X15) CUS	0830049	263
US-EMP (49X15) SR	0828855	262
US-EMP (49X15) SR CUS	0830051	263
US-EMP (49X15) YE	0828854	262
US-EMP (49X15) YE CUS	0830050	263
US-EMP (52,5X15)	0830296	264
US-EMP (52,5X15) CUS	0830357	265
US-EMP (52,5X15) RD	0830312	264
US-EMP (52,5X15) RD CUS	0830360	265
US-EMP (52,5X15) SR	0830311	264
US-EMP (52,5X15) SR CUS	0830359	265
US-EMP (52,5X15) YE	0830310	264
US-EMP (52,5X15) YE CUS	0830358	265
US-EMP (60X15)	0828781	262
US-EMP (60X15) CUS	0830052	263
US-EMP (60X15) SR	0828857	262
US-EMP (60X15) SR CUS	0830054	263
US-EMP (60X15) YE	0828856	262
US-EMP (60X15) YE CUS	0830053	263
US-EMP (60X30)	0828782	262
US-EMP (60X30) CUS	0830055	263
US-EMP (60X30) SR	0828859	262
US-EMP (60X30) SR CUS	0830057	263
US-EMP (60X30) YE	0828858	262
US-EMP (60X30) YE CUS	0830056	263
US-EMP (70X15)	0830297	264
US-EMP (70X15) CUS	0830361	265
US-EMP (70X15) RD	0830315	264
US-EMP (70X15) RD CUS	0830364	265
US-EMP (70X15) SR	0830314	264
US-EMP (70X15) SR CUS	0830363	265
US-EMP (70X15) YE	0830313	264
US-EMP (70X15) YE CUS	0830362	265
US-EMP (8,8X15)	0830293	264
US-EMP (8,8X15) CUS	0830349	265
US-EMP (8,8X15) RD	0830428	264
US-EMP (8,8X15) RD CUS	0830352	265
US-EMP (8,8X15) SR	0830427	264
US-EMP (8,8X15) SR CUS	0830351	265
US-EMP (8,8X15) YE	0830426	264
US-EMP (8,8X15) YE CUS	0830350	265
US-EMP (85,6X54)	0828783	262
US-EMP (85,6X54) CUS	0830058	263
US-EMP (85,6X54) SR	0828861	262
US-EMP (85,6X54) SR CUS	0830060	263
US-EMP (85,6X54) YE	0828860	262
US-EMP (85,6X54) YE CUS	0830059	263
US-EMSP (50X30)	0828786	266
US-EMSP (50X30) CUS	0830064	266
US-EMSP (50X30) SR	0828928	266
US-EMSP (50X30) SR CUS	0830066	266
US-EMSP (50X30) YE	0828927	266
US-EMSP (50X30) YE CUS	0830065	266
US-EMSP (75,6X54)	0828787	266
US-EMSP (75,6X54) CUS	0830067	266
US-EMSP (75,6X54) SR	0828930	266
US-EMSP (75,6X54) SR CUS	0830069	266
US-EMSP (75,6X54) YE	0828929	266
US-EMSP (75,6X54) YE CUS	0830068	266
US-EMSP (90X60)	0828788	266
US-EMSP (90X60) CUS	0830070	266
US-EMSP (90X60) SR	0828932	266
US-EMSP (90X60) SR CUS	0830072	266
US-EMSP (90X60) YE	0828931	266
US-EMSP (90X60) YE CUS	0830071	266
US-PML-GHS100 (13X13)	1014287	348
US-PML-GHS100 (25X25)	1014288	348
US-PML-M100 (D100)	1014177	334
US-PML-M100 (D100) CUS	1014179	334
US-PML-M100 (D50)	1014176	334
US-PML-M100 (D50) CUS	1014178	334
US-PML-P100 (D100)	1014218	326
US-PML-P100 (D100) CUS	1014220	326
US-PML-P100 (D50)	1014217	326
US-PML-P100 (D50) CUS	1014219	326
US-PML-P200 (D100)	1014222	326
US-PML-P200 (D100) CUS	1014224	326
US-PML-P200 (D50)	1014221	326
US-PML-P200 (D50) CUS	1014223	326
US-PML-W100 (100X100)	1014127	320
US-PML-W100 (100X100) CUS	1014130	320
US-PML-W100 (25X25)	1014125	320
US-PML-W100 (25X25) CUS	1014128	320
US-PML-W100 (50X50)	1014126	320
US-PML-W100 (50X50) CUS	1014129	320
US-PML-W200 (100X100)	1014133	320
US-PML-W200 (100X100) CUS	1014136	320
US-PML-W200 (25X25)	1014131	320
US-PML-W200 (25X25) CUS	1014134	320
US-PML-W200 (50X50)	1014132	320
US-PML-W200 (50X50) CUS	1014135	320
US-TM 100	0829255	90
US-TM 100 CUS	0829948	90
US-TMF 100	0829260	91
US-TMF 100 CUS	0829949	91
US-TML (104X10)	0830770	93
US-TML (104X2,8)	0830767	92
US-TML (104X3,8)	0830768	93
US-TML (104X5)	0830769	93
US-WML 14 (25X19)	0800473	192
US-WML 36 (25X25)	0800474	192
US-WML 6 (13X13)	0800472	192
US-WMT (10X4)	0828765	187
US-WMT (10X4) BU	0829277	187
US-WMT (10X4) BU CUS	0829962	187
US-WMT (10X4) CUS	0829957	187
US-WMT (10X4) GN	0829278	187
US-WMT (10X4) GN CUS	0829963	187
US-WMT (10X4) OG	0829274	187
US-WMT (10X4) OG CUS	0829959	187
US-WMT (10X4) RD	0829273	187
US-WMT (10X4) RD CUS	0829958	187
US-WMT (10X4) VT	0829276	187
US-WMT (10X4) VT CUS	0829961	187
US-WMT (10X4) YE	0828952	187
US-WMT (10X4) YE CUS	0829960	187
US-WMT (12X4)	0828766	188
US-WMT (12X4) BU	0829284	188
US-WMT (12X4) BU CUS	0829969	188
US-WMT (12X4) CUS	0829964	188
US-WMT (12X4) GN	0829285	188
US-WMT (12X4) GN CUS	0829970	188
US-WMT (12X4) OG	0829281	188
US-WMT (12X4) OG CUS	0829966	188
US-WMT (12X4) RD	0829280	188
US-WMT (12X4) RD CUS	0829965	188
US-WMT (12X4) VT	0829283	188
US-WMT (12X4) VT CUS	0829968	188
US-WMT (12X4) YE	0828953	188
US-WMT (12X4) YE CUS	0829967	188
US-WMT (15X4)	0828767	188
US-WMT (15X4) BU	0829291	188
US-WMT (15X4) BU CUS	0829976	188
US-WMT (15X4) CUS	0829971	188
US-WMT (15X4) GN	0829292	188
US-WMT (15X4) GN CUS	0829977	188
US-WMT (15X4) OG	0829288	188
US-WMT (15X4) OG CUS	0829973	188
US-WMT (15X4) RD	0829287	188
US-WMT (15X4) RD CUS	0829972	188
US-WMT (15X4) VT	0829290	188
US-WMT (15X4) VT CUS	0829975	188
US-WMT (15X4) YE	0828954	188
US-WMT (15X4) YE CUS	0829974	188
US-WMT (18X4)	0828768	189
US-WMT (18X4) BU	0829298	189
US-WMT (18X4) BU CUS	0829983	189
US-WMT (18X4) CUS	0829978	189
US-WMT (18X4) GN	0829299	189
US-WMT (18X4) GN CUS	0829984	189
US-WMT (18X4) OG	0829295	189
US-WMT (18X4) OG CUS	0829980	189
US-WMT (18X4) RD	0829294	189
US-WMT (18X4) RD CUS	0829979	189
US-WMT (18X4) VT	0829297	189
US-WMT (18X4) VT CUS	0829982	189
US-WMT (18X4) YE	0828955	189
US-WMT (18X4) YE CUS	0829981	189
US-WMT (23X4)	0828769	189
US-WMT (23X4) BU	0829305	189
US-WMT (23X4) BU CUS	0829990	189
US-WMT (23X4) CUS	0829985	189
US-WMT (23X4) GN	0829306	189
US-WMT (23X4) GN CUS	0829991	189
US-WMT (23X4) OG	0829302	189
US-WMT (23X4) OG CUS	0829987	189
US-WMT (23X4) RD	0829301	189
US-WMT (23X4) RD CUS	0829986	189
US-WMT (23X4) VT	0829304	189
US-WMT (23X4) VT CUS	0829989	189
US-WMT (23X4) YE	0828956	189
US-WMT (23X4) YE CUS	0829988	189

Type	Order No.	Page
US-WMT (30X4)	0828770	189
US-WMT (30X4) BU	0829312	189
US-WMT (30X4) BU CUS	0829997	189
US-WMT (30X4) CUS	0829992	189
US-WMT (30X4) GN	0829313	189
US-WMT (30X4) GN CUS	0829998	189
US-WMT (30X4) OG	0829309	189
US-WMT (30X4) OG CUS	0829994	189
US-WMT (30X4) RD	0829308	189
US-WMT (30X4) RD CUS	0829993	189
US-WMT (30X4) VT	0829311	189
US-WMT (30X4) VT CUS	0829996	189
US-WMT (30X4) YE	0828957	189
US-WMT (30X4) YE CUS	0829995	189
US-WMTB (24X5)	0828771	190
US-WMTB (24X5) BU	0829324	190
US-WMTB (24X5) BU CUS	0830009	191
US-WMTB (24X5) CUS	0830004	191
US-WMTB (24X5) GN	0829325	190
US-WMTB (24X5) GN CUS	0830010	191
US-WMTB (24X5) OG	0829321	190
US-WMTB (24X5) OG CUS	0830006	191
US-WMTB (24X5) RD	0829320	190
US-WMTB (24X5) RD CUS	0830005	191
US-WMTB (24X5) VT	0829323	190
US-WMTB (24X5) VT CUS	0830008	191
US-WMTB (24X5) YE	0828958	190
US-WMTB (24X5) YE CUS	0830007	191
US-WMTB (29X8)	0828772	190
US-WMTB (29X8) BU	0829331	190
US-WMTB (29X8) BU CUS	0830016	191
US-WMTB (29X8) CUS	0830011	191
US-WMTB (29X8) GN	0829332	190
US-WMTB (29X8) GN CUS	0830017	191
US-WMTB (29X8) OG	0829328	190
US-WMTB (29X8) OG CUS	0830013	191
US-WMTB (29X8) RD	0829327	190
US-WMTB (29X8) RD CUS	0830012	191
US-WMTB (29X8) VT	0829330	190
US-WMTB (29X8) VT CUS	0830015	191
US-WMTB (29X8) YE	0828959	190
US-WMTB (29X8) YE CUS	0830014	191
US-WMTB (44X15)	0828773	190
US-WMTB (44X15) BU	0829338	190
US-WMTB (44X15) BU CUS	0830023	191
US-WMTB (44X15) CUS	0830018	191
US-WMTB (44X15) GN	0829339	190
US-WMTB (44X15) GN CUS	0830024	191
US-WMTB (44X15) OG	0829335	190
US-WMTB (44X15) OG CUS	0830020	191
US-WMTB (44X15) RD	0829334	190
US-WMTB (44X15) RD CUS	0830019	191
US-WMTB (44X15) VT	0829337	190
US-WMTB (44X15) VT CUS	0830022	191
US-WMTB (44X15) YE	0828960	190
US-WMTB (44X15) YE CUS	0830021	191
US2-TM 100	0829268	138
US2-TM 100 CUS	0829950	138
USA 10	1201578	503
USA 10/4,6	1202713	503
USS 4	1203149	433

V

Type	Order No.	Page
VAH	1201468	505
VDE-ISS 5	1203343	431
VDE-ISS 6	1201934	431
VDE-ISS 8	1201947	431

W

Type	Order No.	Page
WCC 14	3240252	547
WCC 18	3240253	547
WCC 22	3240254	547
WCC 26	3240255	547
WCC 30	3240256	547
WCC 34	3240257	547
WCC 38	3240258	547
WCC 42	3240259	547
WCC 56	3240260	547
WCC 64	3240261	547
WF 1000	1212149	471
WF 1000 120V	1212258	471
WF 1000/SB	1212279	471
WG-D HF 10,2	3241101	583
WG-D HF 10,2 BK	3241102	583
WG-D HF 12,7	3241103	583
WG-D HF 12,7 BK	3241104	583
WG-D HF 16	3241105	583
WG-D HF 16 BK	3241106	583
WG-D HF 20,3	3241107	583
WG-D HF 20,3 BK	3241108	583
WG-D HF 7,6	3241099	583
WG-D HF 7,6 BK	3241100	583
WG-S HF 120	3241121	565
WG-S HF 120 BK	3241122	565
WG-S HF 15	3241109	565
WG-S HF 15 BK	3241110	565
WG-S HF 150	3241123	565
WG-S HF 150 BK	3241124	565
WG-S HF 20	3241111	565
WG-S HF 20 BK	3241112	565
WG-S HF 40	3241113	565
WG-S HF 40 BK	3241114	565
WG-S HF 50	3241115	565
WG-S HF 50 BK	3241116	565
WG-S HF 70	3241117	565
WG-S HF 70 BK	3241118	565
WG-S HF 80	3241119	565
WG-S HF 80 BK	3241120	565
WIREFOX 10	1212150	381
WIREFOX 10 VDE	1212366	383
WIREFOX 10/SB	1212152	379
WIREFOX 16	1212155	381
WIREFOX 16-1	1212157	382
WIREFOX 16-1/SB	1204944	382
WIREFOX 16/SB	1212153	379
WIREFOX 2,5	1212368	378
WIREFOX 2,5/SB	1212369	378
WIREFOX 2,5/WS	1212370	378
WIREFOX 4	1212156	380
WIREFOX 4/SB	1212151	378
WIREFOX 6SC	1212158	381
WIREFOX 6SC/SB	1212314	379
WIREFOX ASI	1212154	383
WIREFOX ASI/SB	1208076	383
WIREFOX FC	1212619	383
WIREFOX SAC	1212623	382
WIREFOX-CX 6,35	1212733	387
WIREFOX-D 11	1212160	384
WIREFOX-D 11/SB	1212312	384
WIREFOX-D 13	1212162	385
WIREFOX-D 16	1212173	385
WIREFOX-D 28	1212174	385
WIREFOX-D 40	1212161	385
WIREFOX-D 40/SB	1212313	385
WIREFOX-D CX-1	1212163	386
WIREFOX-D CX-1/SB	1212303	386
WIREFOX-D CX-2	1212164	386
WIREFOX-D CX-2/SB	1212304	386
WIREFOX-D CX-3	1212165	386
WIREFOX-D CX-3/SB	1212305	386
WIREFOX-D CX-4	1212166	386
WIREFOX-D CX-4/SB	1212306	386
WIREFOX-D CX-5	1212167	386
WIREFOX-D CX-5/SB	1212307	386
WIREFOX-D CX-6	1212168	386
WIREFOX-D CX-6/SB	1212308	386
WIREFOX-D CX-7	1212169	386
WIREFOX-D CX-7/SB	1212309	386
WIREFOX-D CX-8	1212170	386
WIREFOX-D CX-8/SB	1212310	386
WIREFOX-D CX-9	1212171	386
WIREFOX-D CX-9/SB	1212311	386
WIREFOX-D SHIELD	1212172	382
WIREFOX-D SR 6	1212507	387
WIREFOX-D SR 6-1	1212511	387
WIREFOX-E 10	1212706	379
WIREFOX-E 16	1212707	379
WIREFOX-E 4	1212704	378
WIREFOX-E 6SC	1212705	379
WIREFOX-MP VDE	1212528	383
WM-CARRIER/B (48X10)LPR	0830423	213
WM-CARRIER/B (55X15)LPR	0830424	213
WM-CARRIER/B (85X15)LPR	0830425	213
WML 3 (13X10)R CUS	0824884	195
WML 5 (25X10)R	0817523	194
WML 5 (25X10)R CUS	0824885	195
WML 6 (13X13)R	0816252	194
WML 6 (13X13)R CUS	0824886	195
WML 7,5 (13X13)R CUS	0824887	195
WML 7,5 (17X9)R	0828444	194
WML 7,5 (17X9)R CUS	0828991	195
WML 7,5 (25X13)R CUS	0824888	195
WML 12 (25X19)R CUS	0824889	195
WML 14 (25X19)R	0817536	194
WML 14 (25X19)R YE	0817549	194
WML 14 (38X19)R	0817552	194
WML 14 (38X19)R CUS	0824892	195
WML 18 (12X12)R	0817507	194
WML 18 (12X12)R CUS	0824894	195
WML 20 (31X25)R	0828457	194
WML 20 (31X25)R CUS	0828992	195
WML 22 (25X25)R CUS	0824895	195
WML 3 (13X10)R	0800073	194
WML 36 (25X38)R	0817510	194
WML 36 (25X38)R CUS	0824896	195
WML 7,5 (13X13)R	0800074	194
WML 7,5 (25X13)R	0800075	194
WML 12 (25X19)R	0800076	194
WML 14 (25X19)A4	0830693	193
WML 14 (25X19)A4 CUS	0830705	193
WML 14 (25X19)A4 YE	0830694	193
WML 14 (25X19)A4 YE CUS	0830706	193
WML 14 (25X19)R CUS	0824890	195
WML 14 (25X19)R YE CUS	0824891	195
WML 14 (25X19)RL	0830678	194
WML 14 (38X19)R YE	0830675	194
WML 14 (38X19)R YE CUS	0830682	195
WML 14 (38X19)RL	0830679	194
WML 22 (25X25)R	0800078	194
WML 22 (35X25)A4	0830695	193
WML 22 (35X25)A4 CUS	0830707	193
WML 22 (35X25)A4 YE	0830696	193
WML 22 (35X25)A4 YE CUS	0830708	193
WML 3 (13X10)A4	0830687	193
WML 3 (13X10)A4 CUS	0830699	193
WML 3 (13X10)A4 YE	0830688	193
WML 3 (13X10)A4 YE CUS	0830700	193
WML 36 (25X38)A4	0830697	193
WML 36 (25X38)A4 CUS	0830709	193
WML 36 (25X38)A4 YE	0830698	193
WML 46 (25X38)R	0800067	194
WML 5 (25X10)A4	0830689	193
WML 5 (25X10)A4 CUS	0830701	193
WML 5 (25X10)A4 YE	0830690	193
WML 5 (25X10)A4 YE CUS	0830702	193
WML 5 (25X10)R YE	0830673	194
WML 5 (25X10)R YE CUS	0830680	195
WML 5 (25X10)RL	0830676	194
WML 6 (13X13)R YE	0830674	194
WML 6 (13X13)R YE CUS	0830681	195
WML 6 (13X13)RL	0830677	194
WML 6 (25X13)A4 CUS	0830703	193
WML 6 (25X13)A4 YE CUS	0830704	193
WML 7,5 (25X13)A4	0830691	193
WML 7,5 (25X13)A4 YE	0830692	193
WML HF 14(25X19)R	0830818	196
WML HF 14(25X19)R CUS	0830831	197
WML HF 14(25X19)R YE	0830819	196
WML HF 14(25X19)R YE CUS	0830832	197
WML HF 22(25X25)R	0830820	196
WML HF 22(25X25)R CUS	0830833	197
WML HF 22(25X25)R YE	0830821	196
WML HF 22(25X25)R YE CUS	0830834	197
WML HF 3(13X10)R	0830812	196
WML HF 3(13X10)R CUS	0830824	197
WML HF 3(13X10)R YE	0830813	196
WML HF 3(13X10)R YE CUS	0830825	197
WML HF 36(25X38)R	0830822	196
WML HF 36(25X38)R CUS	0830835	197
WML HF 36(25X38)R YE	0830823	196
WML HF 36(25X38)R YE CUS	0830836	197
WML HF 5(25X10)R	0830814	196
WML HF 5(25X10)R CUS	0830826	197
WML HF 5(25X10)R YE	0830815	196
WML HF 5(25X10)R YE CUS	0830827	197
WML HF 7,5(25X13)R	0830816	196
WML HF 7,5(25X13)R CUS	0830828	197
WML HF 7,5(25X13)R YE	0830817	196
WML HF 7,5(25X13)R YE CUS	0830829	197
WML-FLAG 6 (20X10)R	0830711	198
WML-FLAG 6 (20X10)R CUS	0830715	198
WML-FLAG 6 (30X10)R	0830712	198
WML-FLAG 6 (30X10)R CUS	0830716	198
WML-FLAGV 6 (20X10)R	0830713	199
WML-FLAGV 6 (20X10)R CUS	0830717	199
WML-FLAGV 6 (30X10)R	0830714	199
WML-FLAGV 6 (30X10)R CUS	0830718	199
WMS 12,7 (60X20)R	0800369	200
WMS 12,7 (60X20)R CUS	0800741	202
WMS 12,7 (60X20)R YE	0800403	200
WMS 12,7 (60X20)R YE CUS	0800760	203
WMS 12,7 (EX20)R	0800294	204
WMS 12,7 (EX20)R BK	0800422	205
WMS 12,7 (EX20)R BK CUS	0800730	207
WMS 12,7 (EX20)R CUS	0800707	206
WMS 12,7 (EX20)R YE	0800305	205
WMS 12,7 (EX20)R YE CUS	0800719	207
WMS 12,7 (EX20)RL	0800325	204
WMS 12,7 (EX20)RL BK	0800432	205
WMS 12,7 (EX20)RL YE	0800333	205
WMS 19,1 (60X30)R	0800370	200
WMS 19,1 (60X30)R CUS	0800742	202
WMS 19,1 (60X30)R YE	0800404	200
WMS 19,1 (60X30)R YE CUS	0800761	203
WMS 19,1 (EX30)R	0800295	204
WMS 19,1 (EX30)R BK	0800423	205
WMS 19,1 (EX30)R BK CUS	0800731	207
WMS 19,1 (EX30)R CUS	0800708	206
WMS 19,1 (EX30)R YE	0800306	205
WMS 19,1 (EX30)R YE CUS	0800720	207
WMS 19,1 (EX30)RL	0800326	204
WMS 19,1 (EX30)RL BK	0800434	205
WMS 19,1 (EX30)RL YE	0800334	205
WMS 2,4 (15X4)R	0800379	200
WMS 2,4 (15X4)R CUS	0800752	202
WMS 2,4 (15X4)R YE	0800412	200
WMS 2,4 (15X4)R YE CUS	0800770	203
WMS 2,4 (15X4)RL	0800389	201
WMS 2,4 (15X4)RXL	0800396	201
WMS 2,4 (30X4)R	0800373	200
WMS 2,4 (30X4)R CUS	0800745	202
WMS 2,4 (30X4)R YE	0800407	200
WMS 2,4 (30X4)R YE CUS	0800765	203
WMS 2,4 (30X4)RL	0800386	201
WMS 2,4 (30X4)RXL	0800394	201
WMS 2,4 (60X4)R	0800363	200
WMS 2,4 (60X4)R CUS	0800736	202
WMS 2,4 (60X4)R YE	0800398	200
WMS 2,4 (60X4)R YE CUS	0800755	203
WMS 2,4 (60X4)RL	0800383	201
WMS 2,4 (60X4)RXL	0800392	201
WMS 2,4 (EX4)R	0800289	204
WMS 2,4 (EX4)R BK	0800415	205
WMS 2,4 (EX4)R BK CUS	0800725	207
WMS 2,4 (EX4)R CUS	0800701	206
WMS 2,4 (EX4)R YE	0800300	205
WMS 2,4 (EX4)R YE CUS	0800713	207
WMS 2,4 (EX4)RL	0800319	204
WMS 2,4 (EX4)RL BK	0800427	205
WMS 2,4 (EX4)RL YE	0800328	205
WMS 25,4 (60X40)R	0800371	200
WMS 25,4 (60X40)R CUS	0800743	202
WMS 25,4 (60X40)R YE	0800405	200

Type	Order No.	Page
WMS 25,4 (60X40)R YE CUS	0800762	203
WMS 25,4 (EX40)R	0800296	204
WMS 25,4 (EX40)R BK	0800424	205
WMS 25,4 (EX40)R BK CUS	0800732	207
WMS 25,4 (EX40)R CUS	0800709	206
WMS 25,4 (EX40)R YE	0800308	205
WMS 25,4 (EX40)R YE CUS	0800722	207
WMS 25,4 (EX40)RL	0800327	204
WMS 25,4 (EX40)RL BK	0800435	205
WMS 25,4 (EX40)RL YE	0800335	205
WMS 3,2 (15X5)R	0800380	200
WMS 3,2 (15X5)R CUS	0800753	202
WMS 3,2 (15X5)R YE	0800413	200
WMS 3,2 (15X5)R YE CUS	0800771	203
WMS 3,2 (15X5)RL	0800390	201
WMS 3,2 (30X5)R	0800374	200
WMS 3,2 (30X5)R CUS	0800746	202
WMS 3,2 (30X5)R YE	0800408	200
WMS 3,2 (30X5)R YE CUS	0800766	203
WMS 3,2 (30X5)RL	0800387	201
WMS 3,2 (60X5)R	0800364	200
WMS 3,2 (60X5)R CUS	0800737	202
WMS 3,2 (60X5)R YE	0800399	200
WMS 3,2 (60X5)R YE CUS	0800756	203
WMS 3,2 (60X5)RL	0800384	201
WMS 3,2 (EX5)R	0800290	204
WMS 3,2 (EX5)R BK	0800416	205
WMS 3,2 (EX5)R BK CUS	0800726	207
WMS 3,2 (EX5)R CUS	0800702	206
WMS 3,2 (EX5)R YE	0800301	205
WMS 3,2 (EX5)R YE CUS	0800714	207
WMS 3,2 (EX5)RL	0800320	204
WMS 3,2 (EX5)RL BK	0800428	205
WMS 3,2 (EX5)RL YE	0800329	205
WMS 38,1 (60X60)R	0800372	200
WMS 38,1 (60X60)R CUS	0800744	202
WMS 38,1 (60X60)R YE	0800406	200
WMS 38,1 (60X60)R YE CUS	0800764	203
WMS 38,1 (EX60)R	0800298	204
WMS 38,1 (EX60)R BK	0800425	205
WMS 38,1 (EX60)R BK CUS	0800733	207
WMS 38,1 (EX60)R CUS	0800710	206
WMS 38,1 (EX60)R YE	0800309	205
WMS 38,1 (EX60)R YE CUS	0800723	207
WMS 4,8 (15X9)R	0800382	200
WMS 4,8 (15X9)R CUS	0800754	202
WMS 4,8 (15X9)R YE	0800414	200
WMS 4,8 (15X9)R YE CUS	0800772	203
WMS 4,8 (15X9)RL	0800391	201
WMS 4,8 (15X9)RXL	0800397	201
WMS 4,8 (30X9)R	0800375	200
WMS 4,8 (30X9)R CUS	0800748	202
WMS 4,8 (30X9)R YE	0800409	200
WMS 4,8 (30X9)R YE CUS	0800767	203
WMS 4,8 (30X9)RL	0800388	201
WMS 4,8 (30X9)RXL	0800395	201
WMS 4,8 (60X9)R	0800366	200
WMS 4,8 (60X9)R CUS	0800738	202
WMS 4,8 (60X9)R YE	0800400	200
WMS 4,8 (60X9)R YE CUS	0800757	203
WMS 4,8 (60X9)RL	0800385	201
WMS 4,8 (60X9)RXL	0800393	201
WMS 4,8 (EX9)R	0800291	204
WMS 4,8 (EX9)R BK	0800418	205
WMS 4,8 (EX9)R BK CUS	0800727	207
WMS 4,8 (EX9)R CUS	0800703	206
WMS 4,8 (EX9)R YE	0800302	205
WMS 4,8 (EX9)R YE CUS	0800715	207
WMS 4,8 (EX9)RL	0800321	204
WMS 4,8 (EX9)RL BK	0800429	205
WMS 4,8 (EX9)RL YE	0800330	205
WMS 50,8 (EX80)R	0800299	204
WMS 50,8 (EX80)R BK	0800426	205
WMS 50,8 (EX80)R BK CUS	0800735	207
WMS 50,8 (EX80)R CUS	0800711	206
WMS 50,8 (EX80)R YE	0800311	205
WMS 50,8 (EX80)R YE CUS	0800724	207
WMS 6,4 (30X10)R	0800376	200
WMS 6,4 (30X10)R CUS	0800749	202
WMS 6,4 (30X10)R YE	0800410	200
WMS 6,4 (30X10)R YE CUS	0800768	203
WMS 6,4 (60X10)R	0800367	200
WMS 6,4 (60X10)R CUS	0800739	202
WMS 6,4 (60X10)R YE	0800401	200
WMS 6,4 (60X10)R YE CUS	0800758	203
WMS 6,4 (EX10)R	0800292	204
WMS 6,4 (EX10)R BK	0800419	205
WMS 6,4 (EX10)R BK CUS	0800728	207
WMS 6,4 (EX10)R CUS	0800704	206
WMS 6,4 (EX10)R YE	0800303	205
WMS 6,4 (EX10)R YE CUS	0800716	207
WMS 6,4 (EX10)RL	0800322	204
WMS 6,4 (EX10)RL BK	0800430	205
WMS 6,4 (EX10)RL YE	0800331	205
WMS 9,5 (30X16)R	0800377	200
WMS 9,5 (30X16)R CUS	0800751	202
WMS 9,5 (30X16)R YE	0800411	200
WMS 9,5 (30X16)R YE CUS	0800769	203
WMS 9,5 (60X16)R	0800368	200
WMS 9,5 (60X16)R CUS	0800740	202
WMS 9,5 (60X16)R YE	0800402	200
WMS 9,5 (60X16)R YE CUS	0800759	203
WMS 9,5 (EX16)R	0800293	204
WMS 9,5 (EX16)R BK	0800421	205
WMS 9,5 (EX16)R BK CUS	0800729	207
WMS 9,5 (EX16)R CUS	0800706	206
WMS 9,5 (EX16)R YE	0800304	205
WMS 9,5 (EX16)R YE CUS	0800717	207
WMS 9,5 (EX16)RL	0800324	204
WMS 9,5 (EX16)RL BK	0800431	205
WMS 9,5 (EX16)RL YE	0800332	205
WMT 2,4 (15X4)R	0816281	210
WMT 2,4 (15X4)R CUS	0824927	210
WMT 3,5 (15X5)R	0817222	210
WMT 3,5 (15X5)R CUS	0824928	210
WMT 4,2 (15X6)R	0817235	210
WMT 4,2 (15X6)R CUS	0824929	210
WMT 5,5 (15X8)R	0817248	210
WMT 5,5 (15X8)R CUS	0824930	210
WMT 8,4 (17X10)R	0817251	210
WMT 8,4 (17X10)R CUS	0824931	210
WMTB (24X8)R	0816278	211
WMTB (24X8)R CUS	0824932	211
WMTB (35X15)R	0817316	211
WMTB (35X15)R CUS	0824933	211
WMTB HF (40X12)R	0830407	212
WMTB HF (40X12)R CUS	0830413	212
WMTB HF (40X12)R YE	0830408	212
WMTB HF (40X12)R YE CUS	0830414	212
WMTB HF (55X15)R	0830409	212
WMTB HF (55X15)R CUS	0830415	212
WMTB HF (55X15)R YE	0830410	212
WMTB HF (55X15)R YE CUS	0830416	212
WMTB HF (55X25)R	0830411	212
WMTB HF (55X25)R CUS	0830417	212
WMTB HF (55X25)R YE	0830412	212
WMTB HF (55X25)R YE CUS	0830418	212
WMTB-AL (29X8)	0830805	161
WMTB-AL (29X8) CUS	0830807	161
WMTB-AL (40X15)	0830524	161
WMTB-AL (40X15) CUS	0830526	161
WMTB-AL (60X15)	0830525	161
WMTB-AL (60X15) CUS	0830527	161
WMTB-AL (D30)	0830804	161
WMTB-AL (D30) CUS	0830806	161
WMTW (10X4)R	0831000	209
WMTW (10X4)R CUS	0831008	209
WMTW (10X4)R YE	0831001	209
WMTW (10X4)R YE CUS	0831009	209
WMTW (15X4)R	0831002	209
WMTW (15X4)R CUS	0831010	209
WMTW (15X4)R YE	0831003	209
WMTW (15X4)R YE CUS	0831011	209
WMTW (23X4)R	0831004	209
WMTW (23X4)R CUS	0831007	209
WMTW (23X4)R YE	0831005	209
WMTW (23X4)R YE CUS	0831006	209
WP-BASE A M16	3241083	567
WP-BASE A M20	3241084	567
WP-BASE A M25	3241085	567
WP-BASE A M32	3241086	567
WP-BASE A M40	3241087	567
WP-BASE A PG16	3241079	567
WP-BASE A PG21	3241080	567
WP-BASE A PG29	3241081	567
WP-BASE A PG36	3241082	567
WP-BASE C PA HF 10,0 BK	3240958	566
WP-BASE C PA HF 13,0 BK	3240959	566
WP-BASE C PA HF 15,8 BK	3240960	566
WP-BASE C PA HF 21,2 BK	3240961	566
WP-BASE C PA HF 28,2 BK	3240962	566
WP-BASE C PA HF 34,5 BK	3240963	566
WP-BASE C PA HF 42,5 BK	3240964	566
WP-BASE HF 13	3240966	567
WP-BASE HF 14	3240967	567
WP-BASE HF 15,8	3240968	567
WP-BASE HF 17	3240969	567
WP-BASE HF 22	3240970	567
WP-BASE HF 29	3240971	567
WP-BASE HF 37	3240972	567
WP-BASE HF 45	3240973	567
WP-BASE HF 9-10	3240965	567
WP-CN BRASS M10	3241145	569
WP-CN BRASS M12	3241146	569
WP-CN BRASS M16	3241147	569
WP-CN BRASS M20	3241148	569
WP-CN BRASS M25	3241149	569
WP-CN BRASS M32	3241150	569
WP-CN BRASS M40	3241151	569
WP-CN BRASS PG11	3241154	569
WP-CN BRASS PG16	3241155	569
WP-CN BRASS PG21	3241156	569
WP-CN BRASS PG29	3241157	569
WP-CN BRASS PG36	3241158	569
WP-CN BRASS PG7	3241152	569
WP-CN BRASS PG9	3241153	569
WP-CN PA M12	3241132	568
WP-CN PA M16	3241133	568
WP-CN PA M20	3241134	568
WP-CN PA M25	3241135	568
WP-CN PA M32	3241136	568
WP-CN PA M40	3241137	568
WP-CN PA PG11	3241140	569
WP-CN PA PG16	3241141	569
WP-CN PA PG21	3241142	569
WP-CN PA PG29	3241143	569
WP-CN PA PG36	3241144	569
WP-CN PA PG7	3241138	569
WP-CN PA PG9	3241139	569
WP-EC TPE HF 10,0 BK	3240974	549
WP-EC TPE HF 13,0 BK	3240975	549
WP-EC TPE HF 15,8 BK	3240976	549
WP-EC TPE HF 21,2 BK	3240977	549
WP-EC TPE HF 28,5 BK	3240978	549
WP-EC TPE HF 34,5 BK	3240979	549
WP-EC TPE HF 42,5 BK	3240980	549
WP-FS HF IP68 M10	3241173	571
WP-FS HF IP68 M12	3241174	571
WP-FS HF IP68 M16	3241175	571
WP-FS HF IP68 M20	3241176	571
WP-FS HF IP68 M25	3241177	571
WP-FS HF IP68 M32	3241178	571
WP-FS HF IP68 M40	3241179	571
WP-FS HF IP68 PG11	3241182	571
WP-FS HF IP68 PG16	3241183	571
WP-FS HF IP68 PG21	3241184	571
WP-FS HF IP68 PG29	3241185	571
WP-FS HF IP68 PG36	3241186	571
WP-FS HF IP68 PG7	3241180	571
WP-FS HF IP68 PG9	3241181	571
WP-FS IP68 M10	3241159	570
WP-FS IP68 M12	3241160	570
WP-FS IP68 M16	3241161	570
WP-FS IP68 M20	3241162	570
WP-FS IP68 M25	3241163	570
WP-FS IP68 M32	3241164	570
WP-FS IP68 M40	3241165	570
WP-FS IP68 PG11	3241168	570
WP-FS IP68 PG16	3241169	570
WP-FS IP68 PG21	3241170	570
WP-FS IP68 PG29	3241171	570
WP-FS IP68 PG36	3241172	570
WP-FS IP68 PG7	3241166	570
WP-FS IP68 PG9	3241167	570
WP-G BRASS IP40 M10	3241044	563
WP-G BRASS IP40 M12	3241045	563
WP-G BRASS IP40 M16	3241046	563
WP-G BRASS IP40 M20	3241047	563
WP-G BRASS IP40 M25	3241048	563
WP-G BRASS IP40 M32	3241049	563
WP-G BRASS IP40 M40	3241050	563
WP-G BRASS IP40 PG11	3241039	562
WP-G BRASS IP40 PG16	3241040	562
WP-G BRASS IP40 PG21	3241041	562
WP-G BRASS IP40 PG29	3241042	562
WP-G BRASS IP40 PG36	3241043	562
WP-G BRASS IP40 PG7	3241037	562
WP-G BRASS IP40 PG9	3241038	562
WP-G BRASS IP65 M10	3241058	564
WP-G BRASS IP65 M12	3241059	564
WP-G BRASS IP65 M16	3241060	564
WP-G BRASS IP65 M20	3241061	564
WP-G BRASS IP65 M25	3241062	564
WP-G BRASS IP65 M32	3241063	564
WP-G BRASS IP65 M40	3241064	564
WP-G BRASS IP65 PG11	3241053	564
WP-G BRASS IP65 PG16	3241054	564
WP-G BRASS IP65 PG21	3241055	564
WP-G BRASS IP65 PG29	3241056	564
WP-G BRASS IP65 PG36	3241057	564
WP-G BRASS IP65 PG7	3241051	564
WP-G BRASS IP65 PG9	3241052	564
WP-G HF IP66 M10 BK	3240895	551
WP-G HF IP66 M12 BK	3240896	551
WP-G HF IP66 M16 BK	3240897	551
WP-G HF IP66 M20 BK	3240898	551
WP-G HF IP66 M25 BK	3240899	551
WP-G HF IP66 M32 BK	3240900	551
WP-G HF IP66 M40 BK	3240901	551
WP-G HF IP66 PG11 BK	3240890	550
WP-G HF IP66 PG16 BK	3240891	550
WP-G HF IP66 PG21 BK	3240892	550
WP-G HF IP66 PG29 BK	3240893	550
WP-G HF IP66 PG36 BK	3240894	550
WP-G HF IP66 PG7 BK	3240888	550
WP-G HF IP66 PG9 BK	3240889	550
WP-G HF IP69K M10 BK	3240881	551
WP-G HF IP69K M12 BK	3240882	551
WP-G HF IP69K M16 BK	3240883	551
WP-G HF IP69K M20 BK	3240884	551
WP-G HF IP69K M25 BK	3240885	551
WP-G HF IP69K M32 BK	3240886	551
WP-G HF IP69K M40 BK	3240887	551
WP-G HF IP69K PG11 BK	3240876	551
WP-G HF IP69K PG16 BK	3240877	551
WP-G HF IP69K PG21 BK	3240878	551
WP-G HF IP69K PG29 BK	3240879	551
WP-G HF IP69K PG36 BK	3240880	551
WP-G HF IP69K PG7 BK	3240874	551
WP-G HF IP69K PG9 BK	3240875	551
WP-G PP HF M10	3240995	559
WP-G PP HF M12	3240996	559
WP-G PP HF M16	3240997	559
WP-G PP HF M20	3240998	559
WP-G PP HF M25	3240999	559
WP-G PP HF M32	3241000	559
WP-G PP HF M40	3241001	559
WP-G PP HF PG11	3240990	558
WP-G PP HF PG16	3240991	558
WP-G PP HF PG21	3240992	558
WP-G PP HF PG29	3240993	558
WP-G PP HF PG36	3240994	558
WP-G PP HF PG7	3240988	558
WP-G PP HF PG9	3240989	558
WP-GA HF IP66 M10 BK	3240923	553
WP-GA HF IP66 M12 BK	3240924	553
WP-GA HF IP66 M16 BK	3240925	553
WP-GA HF IP66 M20 BK	3240926	553
WP-GA HF IP66 M25 BK	3240927	553
WP-GA HF IP66 M32 BK	3240928	553

Type	Order No.	Page
WP-GA HF IP66 M40 BK	3240929	553
WP-GA HF IP66 PG11 BK	3240918	552
WP-GA HF IP66 PG16 BK	3240919	552
WP-GA HF IP66 PG21 BK	3240920	552
WP-GA HF IP66 PG29 BK	3240921	552
WP-GA HF IP66 PG36 BK	3240922	552
WP-GA HF IP66 PG7 BK	3240916	552
WP-GA HF IP66 PG9 BK	3240917	552
WP-GA HF IP69K M10 BK	3240909	553
WP-GA HF IP69K M12 BK	3240910	553
WP-GA HF IP69K M16 BK	3240911	553
WP-GA HF IP69K M20 BK	3240912	553
WP-GA HF IP69K M25 BK	3240913	553
WP-GA HF IP69K M32 BK	3240914	553
WP-GA HF IP69K M40 BK	3240915	553
WP-GA HF IP69K PG11 BK	3240904	553
WP-GA HF IP69K PG16 BK	3240905	553
WP-GA HF IP69K PG21 BK	3240906	553
WP-GA HF IP69K PG29 BK	3240907	553
WP-GA HF IP69K PG36 BK	3240908	553
WP-GA HF IP69K PG7 BK	3240902	553
WP-GA HF IP69K PG9 BK	3240903	553
WP-GR HF IP66 M12 BK	3240952	555
WP-GR HF IP66 M16 BK	3240953	555
WP-GR HF IP66 M20 BK	3240954	555
WP-GR HF IP66 M25 BK	3240955	555
WP-GR HF IP66 M32 BK	3240956	555
WP-GR HF IP66 M40 BK	3240957	555
WP-GR HF IP66 PG11 BK	3240946	554
WP-GR HF IP66 PG16 BK	3240947	554
WP-GR HF IP66 PG21 BK	3240948	554
WP-GR HF IP66 PG29 BK	3240949	554
WP-GR HF IP66 PG36 BK	3240950	554
WP-GR HF IP66 PG7 BK	3240944	554
WP-GR HF IP66 PG9 BK	3240945	554
WP-GR HF IP69K M12 BK	3240938	555
WP-GR HF IP69K M16 BK	3240939	555
WP-GR HF IP69K M20 BK	3240940	555
WP-GR HF IP69K M25 BK	3240941	555
WP-GR HF IP69K M32 BK	3240942	555
WP-GR HF IP69K M40 BK	3240943	555
WP-GR HF IP69K PG11 BK	3240932	555
WP-GR HF IP69K PG16 BK	3240933	555
WP-GR HF IP69K PG21 BK	3240934	555
WP-GR HF IP69K PG29 BK	3240935	555
WP-GR HF IP69K PG36 BK	3240936	555
WP-GR HF IP69K PG7 BK	3240930	555
WP-GR HF IP69K PG9 BK	3240931	555
WP-GT BRASS M10	3241030	563
WP-GT BRASS M12	3241031	563
WP-GT BRASS M16	3241032	563
WP-GT BRASS M20	3241033	563
WP-GT BRASS M25	3241034	563
WP-GT BRASS M32	3241035	563
WP-GT BRASS M40	3241036	563
WP-GT BRASS PG11	3241025	563
WP-GT BRASS PG16	3241026	563
WP-GT BRASS PG21	3241027	563
WP-GT BRASS PG29	3241028	563
WP-GT BRASS PG36	3241029	563
WP-GT BRASS PG7	3241023	563
WP-GT BRASS PG9	3241024	563
WP-GT PP HF M12	3241010	559
WP-GT PP HF M16	3241011	559
WP-GT PP HF M20	3241012	559
WP-GT PP HF M25	3241013	559
WP-GT PP HF M32	3241014	559
WP-GT PP HF M40	3241015	559
WP-GT PP HF PG11	3241004	559
WP-GT PP HF PG16	3241005	559
WP-GT PP HF PG21	3241006	559
WP-GT PP HF PG29	3241007	559
WP-GT PP HF PG36	3241008	559
WP-GT PP HF PG7	3241002	559
WP-GT PP HF PG9	3241003	559
WP-OR M10	3241187	571
WP-OR M12	3241188	571
WP-OR M16	3241189	571
WP-OR M20	3241190	571
WP-OR M25	3241191	571
WP-OR M32	3241192	571
WP-OR M40	3241193	571
WP-OR PG11	3241196	571
WP-OR PG16	3241197	571
WP-OR PG21	3241198	571
WP-OR PG29	3241199	571
WP-OR PG36	3241200	571
WP-OR PG7	3241194	571
WP-OR PG9	3241195	571
WP-PA HF 10,0 BK	3240680	549
WP-PA HF 13,0 BK	3240681	549
WP-PA HF 15,8 BK	3240682	549
WP-PA HF 21,2 BK	3240683	549
WP-PA HF 28,5 BK	3240684	549
WP-PA HF 34,5 BK	3241088	549
WP-PA HF 42,5 BK	3241089	549
WP-PA HF-HB 10,0 BK	3240838	549
WP-PA HF-HB 13,0 BK	3240839	549
WP-PA HF-HB 15,8 BK	3240840	549
WP-PA HF-HB 21,2 BK	3240841	549
WP-PA HF-HB 28,5 BK	3240842	549
WP-PA HF-HB 34,5 BK	3240843	549
WP-PA HF-HB 42,5 BK	3240844	549
WP-PA HF-SL 21,2 BK	3240845	548
WP-PA HF-SL 28,5 BK	3240846	548
WP-PA HF-SL 34,5 BK	3240847	548
WP-PA HF-SL 42,5 BK	3240848	548
WP-SC BRASS 10	3241065	561
WP-SC BRASS 14	3241066	561
WP-SC BRASS 17	3241067	561
WP-SC BRASS 21	3241068	561
WP-SC BRASS 27	3241069	561
WP-SC BRASS 36	3241070	561
WP-SC BRASS 45	3241071	561
WP-SC BRASS WP PVC 10	3241072	564
WP-SC BRASS WP PVC 14	3241073	564
WP-SC BRASS WP PVC 17	3241074	564
WP-SC BRASS WP PVC 21	3241075	564
WP-SC BRASS WP PVC 27	3241076	564
WP-SC BRASS WP PVC 36	3241077	564
WP-SC BRASS WP PVC 45	3241078	564
WP-SC HF 10	3241016	557
WP-SC HF 14	3241017	557
WP-SC HF 17	3241018	557
WP-SC HF 21	3241019	557
WP-SC HF 27	3241020	557
WP-SC HF 36	3241021	557
WP-SC HF 45	3241022	557
WP-SC PA HF 10,0 BK	3240981	549
WP-SC PA HF 13,0 BK	3240982	549
WP-SC PA HF 15,8 BK	3240983	549
WP-SC PA HF 21,2 BK	3240984	549
WP-SC PA HF 28,5 BK	3240985	549
WP-SC PA HF 34,5 BK	3240986	549
WP-SC PA HF 42,5 BK	3240987	549
WP-SPIRAL PU C HF 10	3240856	557
WP-SPIRAL PU C HF 14	3240857	557
WP-SPIRAL PU C HF 17	3240858	557
WP-SPIRAL PU C HF 21	3240859	557
WP-SPIRAL PU C HF 27	3240860	557
WP-SPIRAL PU C HF 36	3240861	557
WP-SPIRAL PU C HF 45	3240862	557
WP-SPIRAL PVC C 10	3240849	556
WP-SPIRAL PVC C 14	3240850	556
WP-SPIRAL PVC C 17	3240851	556
WP-SPIRAL PVC C 21	3240852	556
WP-SPIRAL PVC C 27	3240853	556
WP-SPIRAL PVC C 36	3240854	556
WP-SPIRAL PVC C 45	3240855	556
WP-STEEL PVC C 10	3240867	564
WP-STEEL PVC C 14	3240868	564
WP-STEEL PVC C 17	3240869	564
WP-STEEL PVC C 21	3240870	564
WP-STEEL PVC C 27	3240871	564
WP-STEEL PVC C 36	3240872	564
WP-STEEL PVC C 45	3240873	564
WP-STEEL S 10	3240686	561
WP-STEEL S 14	3240687	561
WP-STEEL S 17	3240863	561
WP-STEEL S 21	3240688	561
WP-STEEL S 27	3240864	561
WP-STEEL S 36	3240689	561
WP-STEEL S 45	3240690	561
WP-STEEL ZC 10	3240697	560
WP-STEEL ZC 14	3240865	560
WP-STEEL ZC 17	3240698	560
WP-STEEL ZC 21	3240699	560
WP-STEEL ZC 27	3240866	560
WP-STEEL ZC 36	3240700	560
WP-STEEL ZC 45	3240701	560
WS UT 10	3047361	111
WS UT 16	3047374	111
WS UT 2,5	3047923	111
WS UT 35	3047387	111
WS UT 4	3047332	111
WS UT 6	3047345	111
WST 1,5	3030958	111
WST 10/35	3030006	111
WST 2,5	3030941	111
WST 4	3030954	111
WST 6	3030967	111
WT-BASE HF 5	3240702	582
WT-BASE HF 5 BK	3240703	582
WT-BASE HF 9	3240704	582
WT-BASE HF 9 BK	3240705	582
WT-BASE LS HF 4	3240706	582
WT-BASE LS HF 4 BK	3240707	582
WT-BASE LS HF 6	3240708	582
WT-BASE LS HF 6 BK	3240709	582
WT-BASE P HF 9,5 BK	3240710	583
WT-BASE R HF 8	3240711	583
WT-D HF 7,5X200	3240712	578
WT-D HF 7,5X200 BK	3240713	578
WT-D HF 7,5X250	3240714	578
WT-D HF 7,5X250 BK	3240715	578
WT-D HF 7,5X350	3240716	578
WT-D HF 7,5X350 BK	3240717	578
WT-E HF 3,6X150	3240718	578
WT-E HF 4,8X200	3240720	578
WT-E HF 7,8X200	3240722	578
WT-E HF 7,8X300	3240724	578
WT-E HF 7,8X380	3240726	578
WT-HF 12,6X1000	3240728	574
WT-HF 12,6X1000 BK	3240729	575
WT-HF 12,6X850	3240730	574
WT-HF 12,6X850 BK	3240731	575
WT-HF 2,5X98	3240732	574
WT-HF 2,5X98 BK	3240733	575
WT-HF 2,5X98 BK-L	3240734	575
WT-HF 2,5X98-L	3240735	574
WT-HF 2,6X160	3240736	574
WT-HF 2,6X160 BK	3240737	575
WT-HF 2,6X160 BK-L	3240738	575
WT-HF 2,6X160-L	3240739	574
WT-HF 2,6X200	3240740	574
WT-HF 2,6X200 BK	3240741	575
WT-HF 2,6X200 BK-L	3240742	575
WT-HF 2,6X200-L	3240743	574
WT-HF 3,6X140	3240744	574
WT-HF 3,6X140 BK	3240745	575
WT-HF 3,6X140 BK-L	3240746	575
WT-HF 3,6X140-L	3240747	574
WT-HF 3,6X200	3240748	574
WT-HF 3,6X200 BK	3240749	575
WT-HF 3,6X200 BK-L	3240750	575
WT-HF 3,6X200-L	3240751	574
WT-HF 3,6X290	3240752	574
WT-HF 3,6X290 BK	3240753	575
WT-HF 3,6X290 BK-L	3240754	575
WT-HF 3,6X290-L	3240755	574
WT-HF 4,5X160	3240756	574
WT-HF 4,5X160 BK	3240757	575
WT-HF 4,5X160 BK-L	3240758	575
WT-HF 4,5X160-L	3240759	574
WT-HF 4,5X200	3240760	574
WT-HF 4,5X200 BK	3240761	575
WT-HF 4,5X200 BK-L	3240762	575
WT-HF 4,5X200-L	3240763	574
WT-HF 4,5X290	3240764	574
WT-HF 4,5X290 BK	3240765	575
WT-HF 4,5X360	3240768	574
WT-HF 4,5X360 BK	3240769	575
WT-HF 4,5X430	3240770	574
WT-HF 4,5X430 BK	3240771	575
WT-HF 7,8X300	3240772	574
WT-HF 7,8X300 BK	3240773	575
WT-HF 7,8X365	3240774	574
WT-HF 7,8X365 BK	3240775	575
WT-HF 7,8X540	3240719	574
WT-HF 7,8X540 BK	3240721	575
WT-HF 9X780	3240778	574
WT-HF 9X780 BK	3240779	575
WT-HT HF 2,5X98	3240780	577
WT-HT HF 2,5X98 BK	3240781	577
WT-HT HF 3,6X140	3240782	577
WT-HT HF 3,6X140 BK	3240783	577
WT-HT HF 3,6X200	3240784	577
WT-HT HF 3,6X200 BK	3240785	577
WT-HT HF 4,5X200	3240786	577
WT-HT HF 4,5X200 BK	3240787	577
WT-HT HF 4,5X290	3240788	577
WT-HT HF 4,5X290 BK	3240789	577
WT-HT HF 7,8X365	3240792	577
WT-HT HF 7,8X365 BK	3240793	577
WT-ID HF 2,5X98 BU	3240794	579
WT-ID HF 3,5X140 BU	3240795	579
WT-ID HF 3,5X200 BU	3240796	579
WT-ID HF 4,5X200 BU	3240797	579
WT-ID HF 4,5X290 BU	3240798	579
WT-ID HF 7,5X365 BU	3240800	579
WT-R HF 3,6X150	3240801	579
WT-R HF 4,8X200	3240803	579
WT-STEEL S 4,6X1067	3240805	580
WT-STEEL S 4,6X150	3240807	580
WT-STEEL S 4,6X201	3240808	580
WT-STEEL S 4,6X259	3240809	580
WT-STEEL S 4,6X360	3240810	580
WT-STEEL S 4,6X520	3240811	580
WT-STEEL S 4,6X679	3240812	580
WT-STEEL S 4,6X838	3240723	580
WT-STEEL S 7,9X1067	3240813	580
WT-STEEL S 7,9X259	3240814	580
WT-STEEL S 7,9X360	3240815	580
WT-STEEL S 7,9X520	3240816	580
WT-STEEL S 7,9X679	3240817	580
WT-STEEL S 7,9X838	3240725	580
WT-STEEL SH 4,6X1067	3240818	581
WT-STEEL SH 4,6X150	3240820	581
WT-STEEL SH 4,6X201	3240821	581
WT-STEEL SH 4,6X259	3240822	581
WT-STEEL SH 4,6X360	3240823	581
WT-STEEL SH 4,6X520	3240824	581
WT-STEEL SH 4,6X679	3240825	581
WT-STEEL SH 4,6X838	3240727	581
WT-STEEL SH 7,9X1067	3240826	581
WT-STEEL SH 7,9X259	3240827	581
WT-STEEL SH 7,9X360	3240828	581
WT-STEEL SH 7,9X520	3240829	581
WT-STEEL SH 7,9X679	3240830	581
WT-STEEL SH 7,9X838	3240766	581
WT-UV HF 2,5X98 BK	3240831	576
WT-UV HF 3,6X140 BK	3240832	576
WT-UV HF 3,6X200 BK	3240833	576
WT-UV HF 4,5X200 BK	3240834	576
WT-UV HF 4,5X290 BK	3240835	576
WT-UV HF 7,8X365 BK	3240837	576

X

X-PEN 0,35	0811228	49

Z

Type	Order No.	Page
ZAP 25	1203110	472
ZAP 25 T	1203123	473
ZAP 100	1203259	473
ZAP 100 T	1203262	473
ZAP 40	1212630	472
ZB 10 CUS	0824941	72
ZB 10:UNBEDRUCKT	1053001	72
ZB 12 CUS	0824942	73
ZB 12,LGS:L1-N,PE	0812146	73
ZB 12:UNPRINTED	0812120	73
ZB 13 CUS	0829132	73
ZB 13:UNBEDRUCKT	0829131	73
ZB 15 CUS	0824945	73
ZB 15,LGS:L1-N,PE	0811998	73
ZB 15:UNBEDRUCKT	0811972	73
ZB 16,3 CUS	0824946	74
ZB 16,3:UNPRINTED	0820222	74
ZB 17 CUS	0829393	74
ZB 17:UNBEDRUCKT	0829391	74
ZB 18 CUS	0824947	75
ZB 18,LGS:L1-N,PE	0811846	75
ZB 18:UNBEDRUCKT	0811833	75
ZB 22 CUS	0824949	75
ZB 22,LGS:L1-N,PE	0811875	75
ZB 22:UNBEDRUCKT	0811862	75
ZB 3,5 CUS	0829415	68
ZB 3,5,LGS:FORTL.ZAHLEN	0801404	68
ZB 3,5,QR:FORT.ZAHLEN	0801405	68
ZB 3,5:UNBEDRUCKT	0829414	68
ZB 4 :UNBEDRUCKT	0805001	69
ZB 4 CUS	0824951	69
ZB 4,LGS:FORTL.ZAHLEN	0805739	69
ZB 4,QR:FORTL.ZAHLEN	0805807	69
ZB 4/WH-100:UNBEDRUCKT	0805810	69
ZB 5 :UNBEDRUCKT	1050004	69
ZB 5 CUS	0824962	69
ZB 5,08 CUS	0824963	69
ZB 5,08,LGS:FORTL.ZAHLEN	0809803	69
ZB 5,08,LGS:L1-N,PE	0809832	69
ZB 5,08,LGS:U-N	0809845	69
ZB 5,08,QR:FORTL.ZAHLEN	0809858	69
ZB 5,08:UNBEDRUCKT	0809793	69
ZB 5,LGS:FORTL.ZAHLEN	1050017	69
ZB 5,LGS:GLEICHE ZAHLEN	1050033	69
ZB 5,LGS:L1-N,PE	1050415	69
ZB 5,QR:FORTL.ZAHLEN	1050020	69
ZB 5/WH-100:UNBEDRUCKT	5060906	69
ZB 6 CUS	0824992	70
ZB 6,6 CUS	0824978	70
ZB 6,6,LGS:FORTL.ZAHLEN	1052345	70
ZB 6,6:UNBEDRUCKT	1052332	70
ZB 6,LGS:FORTL.ZAHLEN	1051016	70
ZB 6,LGS:GLEICHE ZAHLEN	1051032	70
ZB 6,LGS:L1-N,PE	1051414	70
ZB 6,LGS:U-N	1051430	70
ZB 6,QR:FORTL.ZAHLEN	1051029	70
ZB 6:UNBEDRUCKT	1051003	70
ZB 7,5 CUS	0824994	71
ZB 7,5:UNBEDRUCKT	0803948	71
ZB 7,62 CUS	0824997	71
ZB 7,62,LGS:FORTL.ZAHLEN	1054233	71
ZB 7,62/WH-100:UNBEDRUCKT	5060922	71
ZB 7,62:UNBEDRUCKT	1054000	71
ZB 8 CUS	0825011	71
ZB 8,LGS:FORTL.ZAHLEN	1052015	71
ZB 8,LGS:L1-N,PE	1052413	71
ZB 8,QR:FORTL.ZAHLEN	1052028	71
ZB 8/WH-100:UNBEDRUCKT	5060896	71
ZB 8:UNBEDRUCKT	1052002	71
ZB 9 CUS	0829128	72
ZB 9:UNBEDRUCKT	0829127	72
ZB10,LGS:FORTL.ZAHLEN	1053014	72
ZB10,LGS:GLEICHE ZAHLEN	1053030	72
ZB10,LGS:L1-N,PE	1053412	72
ZB10,LGS:U-N	1053438	72
ZB10,QR:FORTL.ZAHLEN	1053027	72
ZB10/WH-100:UNBEDRUCKT	5060883	72
ZBF 12 CUS	0825018	79
ZBF 12:UNBEDRUCKT	0809735	79
ZBF 13 CUS	0829134	80
ZBF 13:UNBEDRUCKT	0829133	80
ZBF 15 CUS	0825019	80
ZBF 15:UNBEDRUCKT	0811202	80
ZBF 16 CUS	0827465	81
ZBF 16:UNPRINTED	0827464	81
ZBF 17 CUS	0825020	81
ZBF 17:UNBEDRUCKT	0815020	81
ZBF 19,7 CUS	0825021	81
ZBF 19,7:UNBEDRUCKT	0810627	81
ZBF 3,5 CUS	0829394	76
ZBF 3,5,LGS:FORTL.ZAHLEN	0801406	76
ZBF 3,5,QR:FORTL.ZAHLEN	0801407	76
ZBF 3,5:UNBEDRUCKT	0829392	76
ZBF 4 CUS	0825023	77
ZBF 4,LGS:FORTL.ZAHLEN	0808626	77
ZBF 4,LGS:GERADE ZAHLEN	0810818	77
ZBF 4,LGS:UNGERADE ZAHLEN	0810850	77
ZBF 4,QR:FORTL.ZAHLEN	0808820	77
ZBF 4/WH-100:UNBEDRUCKT	0808613	77
ZBF 4:UNBEDRUCKT	0808587	77
ZBF 5 CUS	0825025	77
ZBF 5,LGS:FORTL.ZAHLEN	0808671	77
ZBF 5,LGS:GERADE ZAHLEN	0810821	77
ZBF 5,LGS:UNGERADE ZAHLEN	0810863	77
ZBF 5,QR:FORTL.ZAHLEN	0808697	77
ZBF 5/WH-100:UNBEDRUCKT	0808668	77
ZBF 5:UNBEDRUCKT	0808642	77
ZBF 6 CUS	0825027	77
ZBF 6,LGS:FORTL.ZAHLEN	0808749	77
ZBF 6,LGS:GERADE ZAHLEN	0810834	77
ZBF 6,LGS:UNGERADE ZAHLEN	0810876	77
ZBF 6,QR:FORTL.ZAHLEN	0808765	77
ZBF 6/WH-100:UNBEDRUCKT	0808736	77
ZBF 6:UNBEDRUCKT	0808710	77
ZBF 7,5 CUS	0825028	78
ZBF 7,5,LGS:FORTL.ZAHLEN	0809955	78
ZBF 7,5,QR:FORTL.ZAHLEN	0809968	78
ZBF 7,5:UNBEDRUCKT	0809942	78
ZBF 8 CUS	0825030	78
ZBF 8,LGS:FORTL.ZAHLEN	0808804	78
ZBF 8:UNBEDRUCKT	0808781	78
ZBF 9 CUS	0829130	79
ZBF 9:UNBEDRUCKT	0829129	79
ZBF10 CUS	0825031	79
ZBF10,LGS:FORTL.ZAHLEN	0810009	79
ZBF10,QR:FORTL.ZAHLEN	0810025	79
ZBF10:UNBEDRUCKT	0809997	79

MNR.52002798/2013-03-25/00
Printed in Germany
© PHOENIX CONTACT 2013